

 NEW THINKING.
HYUNDAI | NEW POSSIBILITIES.

i30





NEW THINKING. NEW POSSIBILITIES.

Since we first started in 1967, there have been four decades of incredible progress. During this period we've established a close relationship with our customers. It's enabled us to develop cutting-edge technology in all the right areas, while staying true to our Korean origins. At the heart of our brand is the ability to think differently and always question convention. It's this relentless commitment to innovation that's seen us arrive at where we are today. We currently sell technologically-advanced, high-quality vehicles to people in more than 190 countries, and employ over 75,000 staff. That's why we're the world's fastest growing car manufacturer.

THE HYUNDAI i30

The New Generation i30 will challenge perceptions. We've created a car that features all our progressive thinking, resulting in a rare mixture of power and efficiency, and space accompanied by style and quality.



A sense of motion EVEN WHEN YOU COME TO A STANDSTILL

The i30's athletic design conveys a constant sense of motion. A softer, lower character line rises up the car's side creating a play of light and shadow - a fundamental feature of our fluidic sculpture. This evolving sense of movement is complemented by

signature features such as LED daytime running lights, striking tail lights, and jewel-like front headlights that flank the bold hexagonal grille. With its poised appearance, the New Generation i30 radiates a distinctive sense of true quality.





Admire its stylish design PASSERS-BY CERTAINLY WILL

The 3 door's stylish design captures a real sense of energy, with sharp, clean lines around the rear window perfectly demonstrating its sporty appeal. This impression is enhanced by other aspects, including 17-inch alloy wheels*, privacy glass*, rounded fog lights and striking LED daytime

running lights, as well as the assertive grille and bumpers that are unique to the 3 door. Its agile appearance is topped off by smart LED tail lights* which are seamlessly built in to the design. Quite simply, it's one of the most sophisticated and exciting models in the range.


A luxurious interior YOU'LL BE COMFORTABLE WITH THE RESULT

We challenged ourselves to create an interior befitting of the i30's stylish exterior, and we've succeeded with an inside that exudes pure quality. From the tactile surfaces to the relaxing cool blue lighting, we've crafted every feature to enhance your experience. The centre console places everything at your fingertips, and the interior is enriched even further by a polished gloss black and alloy effect fascia trim. The Sport and Sport Nav 3 door come

with stylish alloy pedals as well as part leather and cloth upholstery, while the 5 door and Tourer Premium models arrive with leather upholstery. The gear knob and steering wheel are also finished in soft leather*, and you'll find the perfect driving position using a combination of adjustments to adapt your steering wheel and seat height. With true quality running through every feature, you'll benefit from an unrivalled combination of elegance and sophistication.

* Excluded on Classic models

i30 Style Nav 5 door



SPACE & COMFORT

We've extended our thinking SO YOU CAN STRETCH YOUR LEGS

The i30's low-slung body and wider, longer design enhance its sporty appearance, and create a spacious interior too. The Tourer's clever layout means there is up to 1,642 litres of luggage space – comparable to a large family estate but without the extra running costs. The Tourer also includes a number of other handy features, like a retractable load cover and under floor storage to conceal personal belongings and luggage.

With more space comes a greater level of driving comfort, and we haven't stopped there. We've included air conditioning and cruise control* to make the drive even more relaxing, while Bluetooth®, USB and aux connectivity can be controlled via your steering wheel audio and phone controls. It's clear that the i30 is an extremely well-appointed car. With unique style and luxurious comfort, it'll surpass all your expectations.

Advanced driving technologies AT THE TOUCH OF A BUTTON

We've paid consideration to every aspect of your driving experience. Effortlessly enter your car using keyless entry* and switch on the engine using the engine start/stop button* without having to search for your keys. Touchscreen satellite navigation** with Traffic Messaging Channel keeps you one step ahead, ensuring you get to

your destination with ease. When you arrive, you'll be able to make the most of the parking sensors,*** as well as a rear view parking camera** to direct you into the tightest of gaps. With clever and innovative technologies, you'll enjoy an easy and relaxing experience from the moment you step into your car.



* On Premium Tourer and 5 door models
** On Sport Flav 3 door and Style Flav and Premium Tourer and 5 door models
*** Excluded on Classic models



An exciting driving experience THAT LIGHTS UP THE ROAD

The i30 provides an extremely athletic drive thanks to a range of exciting innovations. There's finely-tuned multi-link suspension as well as our intelligent Flex Steer*. This enables you to adjust the steering settings into three key modes according to your environment - ensuring it delivers a truly refined experience. Normal mode is perfect for day-to-day driving. Switch to Sport mode to indulge in an exciting drive along the open road - a chance to fully explore the i30's

agility. Alternatively, you can switch to Comfort mode, which will give you lighter steering and improved manoeuvrability around towns and cities. High quality materials and intelligent aerodynamics have reduced noise interference, providing another illustration of the i30's refinement. When you consider the excellent handling, comfort and highly-advanced technologies on offer, it's clear that the New Generation i30 delivers an involving and exciting driving experience.

350,000 miles in testing 890 OF THOSE ON A SINGLE TANK

Blue Drive is our commitment to eco-friendly motoring. We use a range of clever technologies to produce exceptionally low CO₂ and increased efficiency. The ultimate example is the New Generation i30 1.6 CRDi 110PS Blue Drive 5 door* capable of delivering up to 76.3mpg and emitting just 97g/km. These impressive statistics are down to smart innovations like Intelligent Stop and Go† which works by automatically switching off the engine when you come to a halt, and starting it again when you de-press the clutch. It makes it possible to travel as far as 890 miles on a single 53-litre tank of fuel† – that'll get you from London to Italy without refilling.

And as well as saving at the pumps, you'll save money through low road tax and benefit in kind taxation too. Whether you opt for the 1.4 petrol manual,† 1.6 petrol manual, 1.6 petrol automatic,** 1.4 CRDi diesel manual,*** or the 1.6 CRDi diesel with manual and automatic options,** you can be confident you're driving an extremely economical model. You'll also discover that we've challenged perceptions by successfully combining efficiency with impressive power – up to 128PS with the 1.6 CRDi. The outcome is an athletic, agile car that provides an engaging driving experience – the perfect mix of performance and economy.



* 1.6 CRDi 110PS and 128PS Blue Drive manual models
** 5 door and Tourer
*** 5 door only

† Classic and Active 1.6 CRDi Blue Drive manual 5 door models
‡ 3 door and 5 door only



Six cleverly positioned airbags

OUR SAFETY FEATURES MAKE A POSITIVE IMPACT

Our approach to quality includes the highest safety standards. That's why our range of active and passive safety features have been extensively tested and applied using the very best materials. Electronic Stability Programme and an Anti-lock Brake System give you plenty of control to reduce the risk of skidding. This is increased further by the Brake Assist System which automatically applies maximum braking when sensing sudden stopping manoeuvres. Vehicle Stability Management helps maintain directional stability when suddenly braking or

rapidly accelerating on varying road surfaces, where traction among the four tyres can become uneven. It delivers steering assistance automatically without input from the driver, so you can feel more secure, no matter what road or weather conditions you encounter. Six airbags are strategically placed around the car, and an intelligent Emergency Stop Signal is also incorporated. This means that the brake lights flash in emergency braking situations, warning other drivers that the car is stopping sharply. Once the

car comes to a standstill the hazard lights are automatically switched on to give advance warning to the drivers behind that the car is stationary - reducing the chances of a collision. It also comes with Hill-start Assist Control so you don't have to worry about rolling back on steep inclines when setting off. Finally, ISOfix child seat anchorage points will give increased protection to your children. As well as delivering an exciting, athletic drive, the i30 also gives you complete peace-of-mind on every journey.

i30 MODELS



Cars shown i30 Premium Tourer in Steel Grey metallic paint, i30 Premium 5 door in Creamy White solid paint and i30 Sport 3 door in Sleek Silver metallic paint



Classic

3 door, 5 door
& Tourer

Classic models arrive with stylish LED daytime running lights, Bluetooth® connectivity, steering wheel audio and phone controls and heated body coloured door mirrors. You'll benefit from air conditioning to keep you cool and a driver's seat with manual height adjustment to help find your perfect driving position.

Classic offers the following features as standard

- 15" steel wheels
- 6 airbags
- Air conditioning
- Anti-lock Brake System (ABS)
- Bluetooth® connectivity with voice recognition
- Body coloured exterior door handles*
- Brake Assist System (BAS)
- Driver's seat with manual height adjustment
- Electric front windows with one-touch auto down control for driver's window
- Electrically adjustable, heated, body coloured door mirrors
- Electronic Stability Programme (ESP)
- Emergency Stop Signal (ESS)
- Front fog lights
- Front map reading lights and sunglasses holder**
- Glove compartment cooling
- Height and reach adjustable steering column
- LED daytime running lights
- Steering wheel audio and phone controls
- Temporary spare wheel
- USB and aux connections
- Vehicle Stability Management (VSM)

The Tourer offers the following features over 3 door and 5 door:

- Luggage compartment under-floor storage
- Retractable load cover
- Roof rails



LED daytime running lights



Steering wheel audio and phone controls



Bluetooth® connectivity with voice recognition



Active

3 door, 5 door
& Tourer


Active comes with cruise control with speed limiter, so it means that as well as looking the part, you'll also be able to relax on your journey. Flex Steer means you can adjust the steering settings to suit your driving needs, while rear parking sensors will guide you into your space with ease.

Active offers the following features over Classic

- 15" alloy wheels (16" on 3 door)
- Chrome effect interior door handles
- Cloth door centre trim
- Cruise control with speed limiter
- Electric rear windows*
- Flex Steer with three settings - Normal, Comfort and Sport
- Front centre armrest with storage compartment
- Ignition socket illumination
- Leather steering wheel and gear knob
- Rear door pockets*
- Rear parking sensors



Flex Steer



Cruise control with speed limiter



16" alloy wheel (exclusive to 3 door)



Style + Style Nav 5 door & Tourer

16" alloy wheels and the chrome exterior beltline make the Style look impressive from the outside. Once you get out onto the road, you'll enjoy a host of useful features, including dual zone climate control and rain sensing front windscreen wipers.

Style offers the following features over Active

- 16" alloy wheels
- 6 speakers
- Automatic de-fog system for front windscreen
- Automatic headlights
- Chrome exterior beltline
- Cushioned front centre armrest
- Dual zone climate control
- Electric front and rear windows with one-touch auto up/down control and anti-trap
- Electrically folding door mirrors with integrated LED indicators
- Front parking sensors
- Front seat back pockets
- Front windscreen wiper de-icer
- Projection headlights with static cornering lights
- Rain sensing front windscreen wipers

Style Nav offers the following features over Style:

- Rear view parking camera with parking guidance system
- Touchscreen satellite navigation with Traffic Messaging Channel (TMC)



Dual zone climate control



Rear view parking camera



Touchscreen satellite navigation



Sport + Sport Nav 3 door

Sport comes with 17" alloys and stylish privacy glass on the rear side windows and rear windscreen, plus LED tail lights. Alloy pedals and part leather and cloth upholstery add to the stylish interior, whilst touchscreen satellite navigation with Traffic Messaging Channel (TMC) on Sport Nav ensures you stay on track.

Sport offers the following features over Active

- 17" alloy wheels
- 6 speakers
- Alloy pedals
- Automatic de-fog system for front windscreen
- Automatic headlights
- Cushioned front centre armrest
- Dual zone climate control
- Electrically folding door mirrors with integrated LED indicators
- Electric front windows with one-touch auto up/down control and anti-trap
- Front passenger's seat with manual height adjustment
- Front seat back pockets
- Front windscreen wiper de-icer
- LED tail lights
- Part leather & cloth upholstery
- Privacy glass
- Projection headlights with static cornering lights
- Rain sensing front windscreen wipers

Sport Nav offers the following features over Sport:

- Rear view parking camera with parking guidance system
- Touchscreen satellite navigation with Traffic Messaging Channel (TMC)



LED tail lights



Alloy pedals



Part leather & cloth upholstery

MODEL DETAILS



Premium

5 door & Tourer


17" alloy wheels and chrome exterior door handles with illumination make the Premium look elegant from the outside. You'll benefit from keyless entry with engine start/stop button so you can always set off with the minimum of fuss, while heated leather seats will keep you comfortable for the duration of your journey.

Premium offers the following features over Style Nav

- 17" alloy wheels
- Automatically dimming rear view mirror
- Automatically folding door mirrors with puddle lamps
- Chrome exterior door handles with illumination
- Driver's seat with electric adjustment and lumbar support
- Front passenger's seat with manual height adjustment
- Heated front seats
- Keyless entry with engine start/stop button
- Leather upholstery
- Supervision instrument cluster with LCD colour display



Engine start/stop button



LCD colour display



Automatically folding door mirrors

COLOURS



Creamy White - Solid



Cool Red - Solid



Phantom Black - Pearl



Cashmere - Pearl (5 door and Tourer)



Sleek Silver - Metallic



Steel Grey - Metallic



Aqua Blue - Metallic



Blueberry Blue - Metallic (5 door and Tourer)




Ice Blue - Metallic

Panoramic sunroof


With Sport, Sport Nav and Premium models you can opt for a sophisticated panoramic sunroof. Not only will it give you and your passengers unrestricted views of your surroundings, it'll also let an abundance of light into the cabin.




Upholstery




Black Cloth – On Classic and Active models (3 door)



Black Cloth – On Classic and Active models (5 door & Tourer)



Black Cloth – On Style and Style Nav models



Black Leather and Cloth – On Sport & Sport Nav models



Black Leather – On Premium models

Add to your i30

There are a variety of Hyundai accessories that you can add to your i30, so you can customise your model even further. You might opt for a bike carrier for an adventurous weekend break, or perhaps you'll choose a trunk liner to protect your boot space. Just read through our options, speak to your local Hyundai Dealer, or visit www.hyundai.co.uk



Carpet mat set

Car shown i30 Style 5 door. Accessories shown are based on the latest information available at the time of print. Please consult your Dealer for full details.



Aluminium entry guards



Ice and sunscreen



Trunk liner



Side door mouldings



Cargo separator



Rear bumper protector



Roof bars and bicycle carrier

	3 door				5 door & Tourer				
	Classic	Active	Sport	Sport Nav	Classic	Active	Style	Style Nav	Premium
ENGINE & TRANSMISSION – 3 DOOR									
1.4 petrol 100PS 6 Speed Manual Transmission	●	●	–	–	–	–	–	–	–
1.6 petrol 120PS 6 Speed Manual Transmission	–	–	●	●	–	–	–	–	–
1.6 petrol 120PS 6 Speed Automatic Transmission	–	–	–	–	–	–	–	–	–
1.4 CRDi diesel 90PS 6 Speed Manual Transmission	–	–	–	–	–	–	–	–	–
1.6 CRDi diesel 110PS Blue Drive 6 Speed Manual Transmission and ISG	–	●	–	–	–	–	–	–	–
1.6 CRDi diesel 110PS 6 Speed Automatic Transmission	–	–	–	–	–	–	–	–	–
1.6 CRDi diesel 128PS 6 Speed Manual Transmission	–	–	●	●	–	–	–	–	–
1.6 CRDi diesel 128PS Blue Drive 6 Speed Manual Transmission and ISG	–	–	–	–	–	–	–	–	–
1.6 CRDi diesel 128PS 6 Speed Automatic Transmission	–	–	–	–	–	–	–	–	–
ENGINE & TRANSMISSION – 5 DOOR									
1.4 petrol 100PS 6 Speed Manual Transmission	–	–	–	–	●	●	●	●	–
1.6 petrol 120PS 6 Speed Manual Transmission	–	–	–	–	–	–	–	–	●
1.6 petrol 120PS 6 Speed Automatic Transmission	–	–	–	–	–	●	–	–	–
1.4 CRDi diesel 90PS 6 Speed Manual Transmission	–	–	–	–	●	●	–	–	–
1.6 CRDi diesel 110PS Blue Drive 6 Speed Manual Transmission and ISG	–	–	–	–	●	●	–	–	–
1.6 CRDi diesel 110PS 6 Speed Automatic Transmission	–	–	–	–	–	●	–	–	–
1.6 CRDi diesel 128PS 6 Speed Manual Transmission	–	–	–	–	–	–	–	–	●
1.6 CRDi diesel 128PS Blue Drive 6 Speed Manual Transmission and ISG	–	–	–	–	–	–	●	●	–
1.6 CRDi diesel 128PS 6 Speed Automatic Transmission	–	–	–	–	–	–	●	●	●

	3 door				5 door & Tourer				
	Classic	Active	Sport	Sport Nav	Classic	Active	Style	Style Nav	Premium
ENGINE & TRANSMISSION – TOURER									
1.4 petrol 100PS 6 Speed Manual Transmission	–	–	–	–	–	–	–	–	–
1.6 petrol 120PS 6 Speed Manual Transmission	–	–	–	–	●	●	–	–	–
1.6 petrol 120PS 6 Speed Automatic Transmission	–	–	–	–	–	●	–	–	–
1.4 CRDi diesel 90PS 6 Speed Manual Transmission	–	–	–	–	–	–	–	–	–
1.6 CRDi diesel 110PS Blue Drive 6 Speed Manual Transmission and ISG	–	–	–	–	●	●	–	–	–
1.6 CRDi diesel 110PS 6 Speed Automatic Transmission	–	–	–	–	–	●	–	–	–
1.6 CRDi diesel 128PS 6 Speed Manual Transmission	–	–	–	–	–	–	–	–	●
1.6 CRDi diesel 128PS Blue Drive 6 Speed Manual Transmission and ISG	–	–	–	–	–	–	●	●	–
1.6 CRDi diesel 128PS 6 Speed Automatic Transmission	–	–	–	–	–	–	●	●	●
EXTERIOR									
15" Steel Wheels	●	–	–	–	●	–	–	–	–
15" Alloy Wheels	–	–	–	–	–	●	–	–	–
16" Alloy Wheels	–	●	–	–	–	–	●	●	–
17" Alloy Wheels	–	–	●	●	–	–	–	–	●
Body Coloured Exterior Door Handles*	●	●	●	●	●	●	●	●	–
Body Coloured Mirrors	●	●	–	–	●	●	–	–	–
Body Coloured Mirrors with Integrated LED Indicators	–	–	●	●	–	–	●	●	●
Chrome Exterior Beltline	–	–	–	–	–	–	●	●	●
Chrome Exterior Door Handles with Illumination	–	–	–	–	–	–	–	–	●
Hexagonal Grille with Black Centre Bar	●	●	●	●	–	–	–	–	–
Hexagonal Grille with Body Coloured Centre Bar	–	–	–	–	●	–	–	–	–

	3 door				5 door & Tourer				
	Classic	Active	Sport	Sport Nav	Classic	Active	Style	Style Nav	Premium
Hexagonal Grille with Twin Chrome Bars	–	–	–	–	–	●	●	●	●
Rear Spoiler with High-mounted Brake Light	●	●	●	●	●	●	●	●	●
Roof Rails – Tourer only	–	–	–	–	●	●	●	●	●
Solid Paint	●	●	●	●	●	●	●	●	●
INTERIOR									
Alloy Pedals	–	–	●	●	–	–	–	–	–
Artificial Leather Door Centre Trim	–	–	●	●	–	–	–	–	●
Artificial Leather Instrument Binnacle Cover	–	–	●	●	–	–	–	–	●
Chrome Effect Interior Door Handles	–	●	●	●	–	●	●	●	●
Cloth Door Centre Trim	–	●	–	–	–	●	●	●	–
Cushioned Front Centre Armrest	–	–	●	●	–	–	●	●	●
Front Centre Armrest with Storage Compartment	–	●	●	●	–	●	●	●	●
Gloss Black and Alloy Effect Fascia Trim	●	●	●	●	●	●	●	●	●
Leather Steering Wheel and Gear Knob	–	●	●	●	–	●	●	●	●
SEATING									
Cloth Upholstery	●	●	–	–	●	●	●	●	–
Driver's Seat with Electric Adjustment and Lumbar Support	–	–	–	–	–	–	–	–	●
Driver's Seat with Manual Height Adjustment	●	●	●	●	●	●	●	●	–
Easy Entry Rear Seat Access	●	●	●	●	–	–	–	–	–
Front and Rear Head Restraints with Vertical Adjustment	●	●	●	●	●	●	●	●	●
Front Passenger's Seat with Manual Height Adjustment	–	–	●	●	–	–	–	–	●
Heated Front Seats	–	–	–	–	–	–	–	–	●

	3 door				5 door & Tourer				
	Classic	Active	Sport	Sport Nav	Classic	Active	Style	Style Nav	Premium
Leather Upholstery (seat facings)	–	–	–	–	–	–	–	–	●
Part Leather and Cloth Upholstery (leather side bolster facings and cloth centre)	–	–	●	●	–	–	–	–	–
Split Folding Rear Seats (60/40)	●	●	●	●	●	●	●	●	●
VENTILATION & VISIBILITY									
Adjustable Intermittent Front Windscreen Wipers with Aero Wiper Blade	●	●	●	●	●	●	●	●	●
Air Conditioning	●	●	–	–	●	●	–	–	–
Automatic De-fog System for Front Windscreen	–	–	●	●	–	–	●	●	●
Automatic Headlights	–	–	●	●	–	–	●	●	●
Automatically Dimming Rear View Mirror	–	–	–	–	–	–	–	–	●
Dual Zone Climate Control	–	–	●	●	–	–	●	●	●
Follow-me-home Headlight Function	●	●	●	●	●	●	●	●	●
Front Fog Lights	●	●	●	●	●	●	●	●	●
Front Windscreen Wiper De-icer	–	–	●	●	–	–	●	●	●
Heated Rear Windscreen with Washer and Wiper	●	●	●	●	●	●	●	●	●
LED Daytime Running Lights	●	●	●	●	●	●	●	●	●
LED Tail Lights	–	–	●	●	–	–	–	–	–
Privacy Glass (rear side windows and rear windscreen)	–	–	●	●	–	–	–	–	–
Projection Headlights	●	●	–	–	●	●	–	–	–
Projection Headlights with Static Cornering Lights	–	–	●	●	–	–	●	●	●
Rain Sensing Front Windscreen Wipers	–	–	●	●	–	–	●	●	●
Tinted Glass	●	●	–	–	●	●	–	–	–
Tinted Glass with Windscreen Shade Band	–	–	●	●	–	–	●	●	●

	3 door				5 door & Tourer				
	Classic	Active	Sport	Sport Nav	Classic	Active	Style	Style Nav	Premium
CONVENIENCE									
12V Power Outlet in Front Console (2)	●	●	●	●	●	●	●	●	●
12V Power Outlet in Luggage Compartment – 5 door	–	–	–	–	–	–	●	●	●
12V Power Outlet in Luggage Compartment – Tourer	–	–	–	–	●	●	●	●	●
Automatically Folding Door Mirrors with Puddle Lamps	–	–	–	–	–	–	–	–	●
Electric Front and Rear Windows with One-touch Auto Down Control for Driver's Window	–	–	–	–	–	●	–	–	–
Electric Front and Rear Windows with One-touch Auto Up/Down Control and Anti-trap	–	–	–	–	–	–	●	●	●
Electric Front Windows with One-touch Auto Down Control for Driver's Window	●	●	–	–	●	–	–	–	–
Electric Front Windows with One-touch Auto Up/Down Control and Anti-trap	–	–	●	●	–	–	–	–	–
Electrically Adjustable and Heated Door Mirrors	●	●	●	●	●	●	●	●	●
Electrically Folding Door Mirrors	–	–	●	●	–	–	●	●	–
Front Door Pockets	●	●	●	●	●	–	–	–	–
Front and Rear Door Pockets	–	–	–	–	–	●	●	●	●
Front Cup Holders (2)	●	●	●	●	●	●	●	●	●
Front Map Reading Lights and Sunglasses Holder†	●	●	●	●	●	●	●	●	●
Front Seat Back Pockets	–	–	●	●	–	–	●	●	●
Glove Compartment with Cooling Function and Illumination	●	●	●	●	●	●	●	●	●
Height and Reach Adjustable Steering Column	●	●	●	●	●	●	●	●	●

	3 door				5 door & Tourer				
	Classic	Active	Sport	Sport Nav	Classic	Active	Style	Style Nav	Premium
Ignition Socket Illumination	–	●	●	●	–	●	●	●	●
Instrument Panel Brightness Control	●	●	●	●	●	●	●	●	●
Keyless Entry with Engine Start/Stop Button	–	–	–	–	–	–	–	–	●
Luggage Compartment Light	●	●	●	●	●	●	●	●	●
Luggage Compartment Under-floor Storage – Tourer only	–	–	–	–	●	●	●	●	●
Luggage Hooks – 5 door only	–	–	–	–	–	–	●	●	●
Luggage Hooks – Tourer only	–	–	–	–	●	●	●	●	●
Luggage Net	–	–	–	–	–	–	●	●	●
One-touch Indicators	●	●	●	●	●	●	●	●	●
Power Assisted Steering	●	●	●	●	●	●	●	●	●
Retractable Load Cover – Tourer only	–	–	–	–	●	●	●	●	●
Sun Visors with Vanity Mirrors	●	●	–	–	●	●	–	–	–
Sun Visors with Vanity Mirrors and Illumination	–	–	●	●	–	–	●	●	●
Temporary Spare Wheel	●	●	●	●	●	●	●	●	●
Windscreen Washer Fluid Sensor and Warning Indicator	●	●	●	●	●	●	●	●	●
TECHNOLOGY & ENTERTAINMENT									
4 Speakers	●	●	–	–	●	●	–	–	–
6 Speakers	–	–	●	●	–	–	●	●	●
Bluetooth® Connectivity with Voice Recognition**	●	●	●	●	●	●	●	●	●
Cruise Control with Speed Limiter	–	●	●	●	–	●	●	●	●
Flex Steer	–	●	●	●	–	●	●	●	●
Front and Rear Parking Sensors***	–	–	–	–	–	–	●	●	●

	3 door				5 door & Tourer				
	Classic	Active	Sport	Sport Nav	Classic	Active	Style	Style Nav	Premium
Rear Parking Sensors***	–	●	●	●	–	●	–	–	–
Rear View Parking Camera with Parking Guidance System	–	–	–	●	–	–	–	●	●
Steering Wheel Audio and Phone Controls	●	●	●	●	●	●	●	●	●
Stereo RDS Radio/CD Player with MP3/WMA Compatibility	●	●	●	●	●	●	●	●	●
Supervision Instrument Cluster with LCD Colour Display	–	–	–	–	–	–	–	–	●
Touchscreen Satellite Navigation with Traffic Messaging Channel (TMC)	–	–	–	●	–	–	–	●	●
Trip Computer	●	●	●	●	●	●	●	●	●
USB and Aux Connections	●	●	●	●	●	●	●	●	●
SAFETY & SECURITY									
6 Airbags – Front, Front Side and Curtain	●	●	●	●	●	●	●	●	●
Anti-lock Brake System (ABS) with Electronic Brake force Distribution (EBD)	●	●	●	●	●	●	●	●	●
Brake Assist System (BAS)	●	●	●	●	●	●	●	●	●
Childproof Rear Door Locks	–	–	–	–	●	●	●	●	●
Deadlocks	●	●	●	●	●	●	●	●	●
Electronic Stability Programme (ESP)	●	●	●	●	●	●	●	●	●
Emergency Stop Signal (ESS)	●	●	●	●	●	●	●	●	●
Front Passenger Airbag De-activation Switch	●	●	●	●	●	●	●	●	●
Front Seatbelt Pre-tensioners	●	●	●	●	●	●	●	●	●
Height Adjustable Front Seatbelts	●	●	●	●	●	●	●	●	●
Hill-start Assist Control (HAC)	●	●	●	●	●	●	●	●	●

	3 door				5 door & Tourer				
	Classic	Active	Sport	Sport Nav	Classic	Active	Style	Style Nav	Premium
Locking Wheel Nuts	–	●	●	●	–	●	●	●	●
Rear ISOfix Child Seat Anchorage Points (outer seats only)	●	●	●	●	●	●	●	●	●
Remote Central Locking with Alarm	●	●	●	●	●	●	●	●	●
Seatbelt Reminder	●	●	●	●	●	●	●	●	●
Speed Sensitive Automatic Door Locking	●	●	●	●	●	●	●	●	●
Thatcham Approved Immobiliser	●	●	●	●	●	●	●	●	●
Vehicle Stability Management (VSM)	●	●	●	●	●	●	●	●	●
CUSTOMER OPTIONS									
Metallic / Pearl Paint	○	○	○	○	○	○	○	○	○
Panoramic Sunroof (electric tilt and slide)*	–	–	○	○	–	–	–	–	○
WARRANTY - 5 YEAR TRIPLE CARE**									
5 Year Unlimited Mileage Warranty									
5 Year Roadside Assistance	●	●	●	●	●	●	●	●	●
5 Years of Annual Vehicle Health Checks									
10 Years' Anti-perforation Warranty	●	●	●	●	●	●	●	●	●

● Standard ○ Optional at extra cost

* For Classic 5 door models, this specification becomes standard from July 2012 production. Please ask your dealer for further information.

** Please contact your dealer for the latest list of compatible phones.

*** In conjunction with Aqua Blue, Blueberry Blue and Cashmere paint, sensors will be black.

† For Classic and Active 5 door models, this specification becomes standard from July 2012 production. Please ask your dealer for further information.

† Special order only. Hyundai UK does not hold stock of derivatives with this option and therefore factory lead times will apply when placing your order.

†† 5 Year Triple Care full terms and conditions apply. Please see www.hyundai.co.uk or ask your local dealer for full terms and conditions.

	3 door & 5 door	3 door, 5 door & Tourer	5 door & Tourer	5 door	3 door, 5 door & Tourer	5 door & Tourer	5 door & Tourer	3 door, 5 door & Tourer	5 door & Tourer
	1.4 100PS 6 Speed Manual	1.6 120PS 6 Speed Manual	1.6 120PS 6 Speed Auto	1.4 CRDi 90PS 6 Speed Manual	1.6 CRDi 110PS Blue Drive 6 Speed Manual	1.6 CRDi 110PS 6 Speed Auto	1.6 CRDi 128PS Blue Drive 6 Speed Manual	1.6 CRDi 128PS 6 Speed Manual	1.6 CRDi 128PS 6 Speed Auto
ENGINE									
Euro status	Euro V	Euro V	Euro V	Euro V	Euro V	Euro V	Euro V	Euro V	Euro V
Type	DOHC, iN-CVVT	DOHC, iN-CVVT	DOHC, iN-CVVT	DOHC	DOHC	DOHC	DOHC	DOHC	DOHC
	16 Valve	16 Valve	16 Valve	16 Valve	16 Valve	16 Valve	16 Valve	16 Valve	16 Valve
Displacement (cc)	3DR/SDR 1,396	3DR/SDR/T 1,591	5DR/T 1,591	5DR 1,396	3DR/SDR/T 1,582	5DR/T 1,582	5DR/T 1,582	3DR/SDR/T 1,582	5DR/T 1,582
Bore & stroke (mm)	3DR/SDR 77 x 74.99	3DR/SDR/T 77 x 85.44	5DR/T 77 x 85.44	5DR 75 x 79	3DR/SDR/T 77.2 x 84.5	5DR/T 77.2 x 84.5	5DR/T 77.2 x 84.5	3DR/SDR/T 77.2 x 84.5	5DR/T 77.2 x 84.5
Compression ratio	3DR/SDR 10.5	3DR/SDR/T 10.5	5DR/T 10.5	5DR 17.0	3DR/SDR/T 17.3	5DR/T 17.3	5DR/T 17.3	3DR/SDR/T 17.3	5DR/T 17.3
Max power (kW/BHP)	3DR/SDR 73 / 98 @ 5500	3DR/SDR/T 88 / 118 @ 6300	5DR/T 88 / 118 @ 6300	5DR 66 / 89 @ 4000	3DR/SDR/T 81 / 109 @ 4000	5DR/T 81 / 109 @ 4000	5DR/T 94 / 126 @ 4000	3DR/SDR/T 94 / 126 @ 4000	5DR/T 94 / 126 @ 4000
Torque (Nm/lbs ft)	3DR/5DR 137 / 101 @ 4200	3DR/SDR/T 156 / 115 @ 4850	5DR/T 156 / 115 @ 4850	5DR 220 / 162 @ 1500-2750	3DR/5DR/T 260 / 192 @ 1900-2750	5DR/T 260 / 192 @ 1900-2750	5DR/T 260 / 192 @ 1900-2750	3DR/SDR/T 260 / 192 @ 1900-2750	5DR/T 260 / 192 @ 1900-2750
0-62mph (seconds)	3DR/SDR 13.2	3DR/SDR 10.9 T 11.2	5DR 11.9 T 12.3	5DR 13.5	3DR/SDR 11.5 T 11.8	5DR 12.3 T 12.7	5DR 10.9 T 11.2	3DR/SDR 10.9 T 11.2	5DR 11.7 T 12.1
Top speed (mph)	3DR/SDR 113	3DR/SDR 119 T 118	5DR 119 T 118	5DR 106	3DR/SDR/T 115	5DR/T 112	5DR 117 T 120	3DR/SDR 122 T 120	5DR 116 T 115
SUSPENSION									
Front	MacPherson strut								
Rear	Multi-link rear suspension								
STEERING									
System	Motor Driven Power Steering (MDPS)								
Steering wheel lock to lock turns	3DR/SDR/T 2.85								
Turning circle (metres)	3DR/SDR/T 5.3								
BRAKES									
System	ABS system with front and rear discs								
Front	Disc								
Rear	Disc								

	3 door & 5 door	3 door, 5 door & Tourer	5 door & Tourer	5 door	3 door, 5 door & Tourer	5 door & Tourer	5 door & Tourer	3 door, 5 door & Tourer	5 door & Tourer
	1.4 100PS 6 Speed Manual	1.6 120PS 6 Speed Manual	1.6 120PS 6 Speed Auto	1.4 CRDi 80PS 6 Speed Manual	1.6 CRDi 110PS Blue Drive 6 Speed Manual	1.6 CRDi 110PS 6 Speed Auto	1.6 CRDi 128PS Blue Drive 6 Speed Manual	1.6 CRDi 128PS 6 Speed Manual	1.6 CRDi 128PS 6 Speed Auto
TYRES									
CLASSIC	3DR/SDR 195/65 R15	T 195/65 R15	-	5DR 195/65 R15	5DR/T 195/65 R15	-	-	-	-
ACTIVE	3DR 205/55 R16 5DR 195/65 R15	T 195/65 R15	5DR/T 195/65 R15	5DR 195/65 R15	3DR 205/55 R16 5DR/T 195/65 R15	5DR/T 195/65 R15	-	-	-
STYLE & STYLE NAV	5DR 205/55 R16	-	-	-	-	-	5DR/T 205/55 R16	-	5DR/T 205/55 R16
SPORT & SPORT NAV	-	3DR 225/45 R17	-	-	-	-	-	3DR 225/45 R17	-
PREMIUM	-	5DR 225/45 R17	-	-	-	-	-	5DR/T 225/45 R17	5DR/T 225/45 R17
WHEELS									
CLASSIC	3DR/SDR 6.0Jx15	T 6.0Jx15	-	5DR 6.0Jx15	5DR/T 6.0Jx15	-	-	-	-
ACTIVE	3DR 6.5Jx16 5DR 6.0Jx15	T 6.0Jx15	5DR/T 6.0Jx15	5DR 6.0Jx15	3DR 6.5Jx16 5DR/T 6.0Jx15	5DR/T 6.0Jx15	-	-	-
STYLE & STYLE NAV	5DR 6.5Jx16	-	-	-	-	-	5DR/T 6.5Jx16	-	5DR/T 6.5Jx16
SPORT & SPORT NAV	-	3DR 7.0Jx17	-	-	-	-	-	3DR 7.0Jx17	-
PREMIUM	-	5DR 7.0Jx17	-	-	-	-	-	5DR/T 7.0Jx17	5DR/T 7.0Jx17
DIMENSIONS									
Overall length (mm)	3DR/SDR 4,300	3DR/SDR 4,300 T 4,485	5DR 4,300 T 4,485	5DR 4,300	3DR/SDR 4,300 T 4,485	5DR 4,300 T 4,485	5DR 4,300 T 4,485	3DR/SDR 4,300 T 4,485	5DR 4,300 T 4,485
Overall width (mm)	3DR/SDR/T 1,780								
Overall height (mm)	3DR/SDR 1,470	3DR/SDR 1,470 T 1,500	5DR 1,470 T 1,500	5DR 1,470	3DR/SDR 1,465 T 1,495	5DR 1,470 T 1,500	3DR/SDR 1,465 T 1,495	3DR/SDR 1,470 T 1,500	5DR 1,470 T 1,500
Wheelbase (mm)	3DR/SDR/T 2,650								
Track-front / Track-rear (mm)	CLASSIC	3DR 1,563 / 1,571 5DR 1,563 / 1,571	T 1,563 / 1,571	-	5DR 1,563 / 1,571	5DR 1,563 / 1,571 T 1,563 / 1,571	-	-	-
	ACTIVE	3DR 1,555 / 1,563 5DR 1,569 / 1,577	T 1,569 / 1,577	5DR 1,569 / 1,577 T 1,569 / 1,577	5DR 1,569 / 1,577	3DR 1,555 / 1,563 5DR 1,569 / 1,577 T 1,569 / 1,577	5DR 1,569 / 1,577 T 1,569 / 1,577	-	-
	STYLE & STYLE NAV	5DR 1,555 / 1,563	-	-	-	-	-	5DR 1,555 / 1,563 T 1,555 / 1,563	5DR 1,555 / 1,563 T 1,555 / 1,563
	SPORT & SPORT NAV	-	3DR 1,549 / 1,557	-	-	-	-	-	3DR 1,549 / 1,557
	PREMIUM	-	5DR 1,549 / 1,557	-	-	-	-	5DR 1,549 / 1,557 T 1,549 / 1,557	5DR 1,549 / 1,557 T 1,549 / 1,557

		3 door & 5 door	3 door, 5 door & Tourer	5 door & Tourer	5 door	3 door, 5 door & Tourer	5 door & Tourer	5 door & Tourer	3 door, 5 door & Tourer	5 door & Tourer
		1.4 100PS 6 Speed Manual	1.6 120PS 6 Speed Manual	1.6 120PS 6 Speed Auto	1.4 CRDi 80PS 6 Speed Manual	1.6 CRDi 110PS Blue Drive 6 Speed Manual	1.6 CRDi 110PS 6 Speed Auto	1.6 CRDi 128PS Blue Drive 6 Speed Manual	1.6 CRDi 128PS 6 Speed Manual	1.6 CRDi 128PS 6 Speed Auto
WEIGHTS & CAPACITIES										
Luggage capacity (VDA litres)	Seats up	3DR/5DR 378	3DR/5DR 378 T 528	5DR 378 T 528	5DR 378	3DR/5DR 378 T 528	5DR 378 T 528	5DR 378 T 528	3DR/5DR 378 T 528	5DR 378 T 528
	Seats down	3DR/5DR 1,316	3DR/5DR 1,316 T 1,642	5DR 1,316 T 1,642	5DR 1,316	3DR/5DR 1,316 T 1,642	5DR 1,316 T 1,642	5DR 1,316 T 1,642	3DR/5DR 1,316 T 1,642	5DR 1,316 T 1,642
Kerb weight (kg)		3DR 1,305 5DR 1,306	3DR 1,315 – 5DR 1,311 T 1,350	5DR 1,344 T 1,380	5DR 1,401	3DR 1,421 – 5DR 1,360 T 1,467	5DR 1,440 T 1,503	5DR 1,386 T 1,467	3DR 1,421 – 5DR 1,420 T 1,467	5DR 1,440 T 1,503
Gross vehicle weight (kg)		3DR/5DR 1,820	3DR/5DR 1,820 T 1,820	5DR 1,850 T 1,850	5DR 1,910	3DR 1,920 – 5DR 1,810 T 1,920	5DR/T 1,940	5DR 1,810 T 1,920	3DR/5DR/T 1,920	5DR/T 1,940
Max tow weight (kg) Braked		3DR/5DR 1,200	3DR/5DR/T 1,300	5DR/T 1,200	5DR 1,500	3DR/5DR/T 1,500	5DR/T 1,400	5DR/T 1,500	3DR/5DR/T 1,500	5DR/T 1,400
Max tow weight (kg) Unbraked		3DR/5DR/T 600			3DR/5DR/T 650					
Noseweight (kg)		3DR/5DR/T 60			3DR/5DR/T 75					
Max roof weight (kg)		3DR/5DR/T 80								
Fuel tank capacity (litres)		3DR/5DR/T 53								
FUEL CONSUMPTION & EMISSIONS - CLASSIC										
Urban mpg (l/100km)*		3DR/5DR 35.8 (7.9)	T 32.5 (8.7)	–	5DR 53.3 (5.3)	5DR 68.9 (4.1) T 56.5 (5.0)	–	–	–	–
Extra urban mpg (l/100km)*		3DR/5DR 57.6 (4.9)	T 52.3 (5.4)	–	5DR 80.7 (3.5)	5DR 80.7 (3.5) T 74.3 (3.8)	–	–	–	–
Combined mpg (l/100km)*		3DR/5DR 47.1 (6.0)	T 42.8 (6.6)	–	5DR 68.9 (4.1)	5DR 76.3 (3.7) T 67.3 (4.2)	–	–	–	–
CO ₂ Emissions (g/km*)		3DR/5DR 139	T 150	–	5DR 109	5DR 97 T 110	–	–	–	–
FUEL CONSUMPTION & EMISSIONS - ACTIVE										
Urban mpg (l/100km)*		3DR 33.6 (8.4) 5DR 35.8 (7.9)	T 32.5 (8.7)	5DR 29.7 (9.5) T 29.7 (9.5)	5DR 53.3 (5.3)	3DR 67.3 (4.2) 5DR 68.9 (4.1) – T 56.5 (5.0)	5DR 39.2 (7.2) T 37.7 (7.5)	–	–	–
Extra urban mpg (l/100km)*		3DR 58.9 (4.8) 5DR 57.6 (4.9)	T 52.3 (5.4)	5DR 54.3 (5.2) T 52.3 (5.4)	5DR 80.7 (3.5)	3DR 78.5 (3.6) 5DR 80.7 (3.5) – T 74.3 (3.8)	5DR 62.5 (4.5) T 61.4 (4.6)	–	–	–
Combined mpg (l/100km)*		3DR 46.3 (6.1) 5DR 47.1 (6.0)	T 42.8 (6.6)	5DR 41.5 (6.8) T 40.9 (6.9)	5DR 68.9 (4.1)	3DR 74.3 (3.8) 5DR 76.3 (3.7) – T 67.3 (4.2)	5DR 51.4 (5.5) T 50.4 (5.6)	–	–	–
CO ₂ Emissions (g/km*)		3DR 143 5DR 139	T 150	5DR 159 T 162	5DR 109	3DR 100 5DR 97 – T 110	5DR 145 T 149	–	–	–

	3 door & 5 door	3 door, 5 door & Tourer	5 door & Tourer	5 door	3 door, 5 door & Tourer	5 door & Tourer	5 door & Tourer	3 door, 5 door & Tourer	5 door & Tourer
	1.4 100PS 6 Speed Manual	1.6 120PS 6 Speed Manual	1.6 120PS 6 Speed Auto	1.4 CRDi 80PS 6 Speed Manual	1.6 CRDi 110PS Blue Drive 6 Speed Manual	1.6 CRDi 110PS 6 Speed Auto	1.6 CRDi 128PS Blue Drive 6 Speed Manual	1.6 CRDi 128PS 6 Speed Manual	1.6 CRDi 128PS 6 Speed Auto
FUEL CONSUMPTION & EMISSIONS – STYLE / STYLE NAV									
Urban mpg (l/100km)*	5DR 33.6 (8.4)	–	–	–	–	–	–	5DR 67.3 (4.2) T 54.3 (5.2)	–
Extra urban mpg (l/100km)*	5DR 58.9 (4.8)	–	–	–	–	–	–	5DR 78.5 (3.6) T 70.6 (4.0)	–
Combined mpg (l/100km)*	5DR 46.3 (6.1)	–	–	–	–	–	–	5DR 74.3 (3.8) T 64.2 (4.4)	–
CO ₂ Emissions (g/km*)	5DR 143	–	–	–	–	–	–	5DR 100 T 115	–
FUEL CONSUMPTION & EMISSIONS – SPORT / SPORT NAV									
Urban mpg (l/100km)*	–	3DR 32.8 (8.6)	–	–	–	–	–	3DR 58.9 (4.8)	–
Extra urban mpg (l/100km)*	–	3DR 55.4 (5.1)	–	–	–	–	–	3DR 76.3 (3.7)	–
Combined mpg (l/100km)*	–	3DR 44.1 (6.4)	–	–	–	–	–	3DR 68.9 (4.1)	–
CO ₂ Emissions (g/km*)	–	3DR 149	–	–	–	–	–	3DR 108	–
FUEL CONSUMPTION & EMISSIONS – PREMIUM									
Urban mpg (l/100km)*	–	5DR 32.8 (8.6)	–	–	–	–	–	5DR 58.9 (4.8) T 53.3 (5.3)	5DR 39.2 (7.2) T 37.7 (7.5)
Extra urban mpg (l/100km)*	–	5DR 55.4 (5.1)	–	–	–	–	–	5DR 76.3 (3.7) T 70.6 (4.0)	5DR 62.8 (4.5) T 61.4 (4.6)
Combined mpg (l/100km)*	–	5DR 44.1 (6.4)	–	–	–	–	–	5DR 68.9 (4.1) T 62.8 (4.5)	5DR 51.4 (5.5) T 50.4 (5.6)
CO ₂ Emissions (g/km*)	–	5DR 149	–	–	–	–	–	5DR 108 T 117	5DR 145 T 149

3DR 3 door 5DR 5 door T Tourer
* g/km = grams of emitted substance per kilometer travelled. CO₂ = Carbon Dioxide
† The results given above do not express or imply any guarantee of fuel consumption of any model to which this brochure refers. The driver's style and road traffic conditions, as well as the extent to which the vehicle has been driven and the standard of maintenance, will affect its fuel consumption.

DIMENSIONS – i30 3 DOOR



DIMENSIONS – i30 5 DOOR



DIMENSIONS – i30 TOURER



unit : mm



MOTABILITY

The Motability plan will enable some of you to purchase a Hyundai at a preferential rate. If you receive the Higher Rate Mobility Component of the Disability Living Allowance, you're entitled to access this excellent scheme. In recognition of your requirements, many Hyundai models can be ordered on the 3 year Contract Hire Scheme. You'll benefit from advantageous features like power steering, height-adjustable driver's seat and automatic gearbox, which all come as standard. Most of our Dealers are Motability Accredited, so just contact them and they'll be happy to help. If you'd like to read about the scheme in more depth, simply visit www.motability.co.uk



HYUNDAI MOTOR FINANCE

To help you drive your ideal Hyundai, we've put together some comprehensive Hyundai Motor Finance* products. The way they work is simple. There are a range of products available and we can offer finance between 1 and 5 years. To find out more just contact your local dealer, they'll have all the details you need. You may be able to reduce your set monthly payments by deferring part of the cost to the end of your agreement with us. It's one way you can take advantage of our finance plans.

* Finance subject to status. Terms and conditions apply. Applicants must be 18 or over. Guarantee / Indemnity may be required. Hyundai Motor Finance. Registered office: 3 Princess Way, Redhill, Surrey. RH1 1SR Registered in England number 2248870



ASSET PROTECTION

We want you to be able to relax in your Hyundai. It's why we've created Return to Invoice GAP Insurance, which covers you in unexpected circumstances. Currently, if your vehicle is written off in an accident, fire or theft, your insurance may only pay the market value for it, not what you actually paid – so you'd have to cover the shortfall. Return to Invoice GAP Insurance could cover the difference between your motor insurance settlement and the amount you originally paid for the vehicle, or the amount outstanding on finance – whichever is greater. Return to Invoice GAP Insurance will complement your own vehicle insurance and provide the financial support you need to get back on the road in a vehicle with the same value as your original choice.



PEACE OF MIND

It was difficult deciding how much 5 years peace of mind is worth. So difficult, in fact, that we decided not to charge anything – but to give it to you as standard. The Five Year Triple Care package* gives you miles and miles of stress-free driving. It's the latest in a long list of standard features on the i30, and one we hope you'll enjoy just as much as the others. Read more about it in the following sections.



5 YEAR TRIPLE CARE

Five Year Unlimited Mileage Warranty

It's exactly as the title suggests: A Five Year, manufacturer-backed Unlimited Mileage Warranty,[†] so you can drive with complete peace of mind at all times.

Five Year Roadside Assistance

You'll benefit from free, 24-hour roadside assistance anywhere in the UK or Channel Islands.

Five Years of Vehicle Health Checks

Your Hyundai dealer will carry out an annual vehicle health check on key areas of your i30.



ADDITIONAL HYUNDAI AFTERCARE

A 10 year Anti-perforation warranty against perforation of the bodywork, from the inside of the panel outwards.

* Year Triple Care terms and exclusions apply. Please see www.hyundai.co.uk or ask your local Dealer.
† Vehicles used for taxi or private hire uses are covered by a five year, 100,000 mile warranty.

MYHYUNDAI

If you purchase a new Hyundai you'll receive access to **MyHyundai** – our exclusive online customer loyalty programme, offering you a variety of special offers and benefits.

YOUR HYUNDAI JOURNEY STARTS HERE

We're committed to offering you the very best. That means, as well as delivering impressive cars, we'll also deliver helpful advice and service, every step of the way. Simply contact us on **0800 981 981** or visit our website at **www.hyundai.co.uk**



Keep up to date with our news on our Facebook page at **www.facebook.com/hyundaiuk**



View our latest videos at **www.youtube.com/user/hyundaimotoruk**

Your local dealer will be happy to give you more information or arrange a test drive.



Specifications shown in this brochure are based upon the latest available information at the time of printing. The colours and finishes reproduced in this brochure are subject to the limitations of the printing process and may vary from the actual colour and paint finish.

In line with our policy of continual product improvement Hyundai Motor UK Ltd reserves the right to make changes at any time, without notice, to prices, colours, material, design, shape, specifications and models, and to discontinue items. For the latest details, please consult your Hyundai dealer



This brochure is printed on FSC® (Forestry Stewardship Council) certified paper which has been produced at a mill and printed by a printer that has been certified to the ISO 14001 environmental standard using vegetable oil based inks and aqueous based coatings. It can be disposed of by recycling, incineration for recovery or is biodegradable.

Your local Hyundai dealer



Customer enquiries: 0800 981 981

Model on front cover: i30 Premium 5 door in Sleek Silver metallic paint, 01/13 HB2447



Hyundai Motor UK Ltd
728 London Road
High Wycombe, Bucks HP11 1HE
T: 01494 428600 F: 01494 428699
www.hyundai.co.uk

New Generation i30 Price Guide

3 door Hatchback	FUEL TYPE	CO ₂ EMISSIONS G/KM	INSURANCE GROUP (1-50)	VED BAND	BASIC RETAIL PRICE	VAT	RETAIL PRICE	RECOMMENDED ON THE ROAD PRICE	P11D VALUE	BIK TAX %
Classic										
1.4 100PS	P	139	7E	E	11,038.33	2,207.67	13,246.00	14,000.00	13,820.00	19
Active										
1.4 100PS	P	143	7E	F	12,025.83	2,405.17	14,431.00	15,200.00	15,005.00	20
1.6 CRDi 110PS Blue Drive	D	100	11E	A	14,050.83	2,810.17	16,861.00	17,490.00	17,435.00	15
Sport										
1.6 120PS	P	149	10E	F	13,521.67	2,704.33	16,226.00	16,995.00	16,800.00	21
1.6 CRDi 128PS	D	108	13E	B	15,300.83	3,060.17	18,361.00	18,990.00	18,935.00	16
Sport Nav										
1.6 120PS	P	149	11E	F	14,455.00	2,891.00	17,346.00	18,115.00	17,920.00	21
1.6 CRDi 128PS	D	108	13E	B	16,234.17	3,246.83	19,481.00	20,110.00	20,055.00	16

5 door Hatchback	FUEL TYPE	CO ₂ EMISSIONS G/KM	INSURANCE GROUP (1-50)	VED BAND	BASIC RETAIL PRICE	VAT	RETAIL PRICE	RECOMMENDED ON THE ROAD PRICE	P11D VALUE	BIK TAX %
Classic										
1.4 100PS	P	139	7E	E	11,542.50	2,308.50	13,851.00	14,605.00	14,425.00	19
1.4 CRDi 90PS	D	109	6E	B	12,930.00	2,586.00	15,516.00	16,145.00	16,090.00	16
1.6 CRDi 110PS Blue Drive	D	97	11E	A	13,555.00	2,711.00	16,266.00	16,895.00	16,840.00	14
Active										
1.4 100PS	P	139	7E	E	12,459.17	2,491.83	14,951.00	15,705.00	15,525.00	19
1.6 120PS auto	P	159	9E	G	13,584.17	2,716.83	16,301.00	17,105.00	16,875.00	23
1.4 CRDi 90PS	D	109	7E	B	13,846.67	2,769.33	16,616.00	17,245.00	17,190.00	16
1.6 CRDi 110PS Blue Drive	D	97	11E	A	14,471.67	2,894.33	17,366.00	17,995.00	17,940.00	14
1.6 CRDi 110PS auto	D	145	10E	F	15,030.00	3,006.00	18,036.00	18,805.00	18,610.00	24
Style										
1.4 100PS	P	143	7E	F	13,280.00	2,656.00	15,936.00	16,705.00	16,510.00	20
1.6 CRDi 128PS Blue Drive	D	100	13E	A	15,555.00	3,111.00	18,666.00	19,295.00	19,240.00	15
1.6 CRDi 128PS auto	D	145	11E	F	16,113.33	3,222.67	19,336.00	20,105.00	19,910.00	24
Style Nav										
1.4 100PS	P	143	7E	F	14,213.33	2,842.67	17,056.00	17,825.00	17,630.00	20
1.6 CRDi 128PS Blue Drive	D	100	13E	A	16,488.33	3,297.67	19,786.00	20,415.00	20,360.00	15
1.6 CRDi 128PS auto	D	145	11E	F	17,046.67	3,409.33	20,456.00	21,225.00	21,030.00	24
Premium										
1.6 120PS	P	149	9E	F	16,125.83	3,225.17	19,351.00	20,120.00	19,925.00	21
1.6 CRDi 128PS	D	108	13E	B	17,905.00	3,581.00	21,486.00	22,115.00	22,060.00	16
1.6 CRDi 128PS auto	D	145	13E	F	18,463.33	3,692.67	22,156.00	22,925.00	22,730.00	24

Tourer	FUEL TYPE	CO ₂ EMISSIONS G/KM	INSURANCE GROUP (1-50)	VED BAND	BASIC RETAIL PRICE	VAT	RETAIL PRICE	RECOMMENDED ON THE ROAD PRICE	P11D VALUE	BIK TAX %
Classic										
1.6 120PS	P	150	9E	F	12,942.50	2,588.50	15,531.00	16,300.00	16,105.00	22
1.6 CRDi 110PS Blue Drive	D	110	11E	B	14,471.67	2,894.33	17,366.00	17,995.00	17,940.00	17
Active										
1.6 120PS	P	150	9E	F	13,859.17	2,771.83	16,631.00	17,400.00	17,205.00	22
1.6 120PS auto	P	162	9E	G	14,500.83	2,900.17	17,401.00	18,205.00	17,975.00	24
1.6 CRDi 110PS Blue Drive	D	110	11E	B	15,388.33	3,077.67	18,466.00	19,095.00	19,040.00	17
1.6 CRDi 110PS auto	D	149	10E	F	15,946.67	3,189.33	19,136.00	19,905.00	19,710.00	24
Style										
1.6 CRDi 128PS Blue Drive	D	115	13E	C	16,471.67	3,294.33	19,766.00	20,395.00	20,340.00	18
1.6 CRDi 128PS auto	D	149	11E	F	17,030.00	3,406.00	20,436.00	21,205.00	21,010.00	24
Style Nav										
1.6 CRDi 128PS Blue Drive	D	115	13E	C	17,405.00	3,481.00	20,886.00	21,515.00	21,460.00	18
1.6 CRDi 128PS auto	D	149	11E	F	17,963.33	3,592.67	21,556.00	22,325.00	22,130.00	24
Premium										
1.6 CRDi 128PS	D	117	13E	C	18,821.67	3,764.33	22,586.00	23,215.00	23,160.00	18
1.6 CRDi 128PS auto	D	149	13E	F	19,380.00	3,876.00	23,256.00	24,025.00	23,830.00	24
Optional Extras – Hatchback & Tourer										
Metallic/Pearl Paint					391.67	78.33	470.00			
Panoramic Sunroof (electric tilt and slide)*					791.67	158.33	950.00			
Fixed Price Service Plan* – Up to 30,000 miles over 3 years (1.4 & 1.6 petrol models)					290.83	58.17	349.00			
Fixed Price Service Plan* – Up to 30,000 miles over 3 years (1.4 & 1.6 diesel models)					374.17	74.83	449.00			
Fixed Price Service Plan* – Up to 50,000 miles over 5 years (1.4 & 1.6 petrol models)					540.83	108.17	649.00			
Fixed Price Service Plan* – Up to 50,000 miles over 5 years (1.4 & 1.6 diesel models)					624.17	124.83	749.00			

† Available on 5 door and Tourer Premium and 3 door Sport and Sport Nav models, through special order only. Hyundai UK does not hold stock derivatives with this option and therefore factory lead times will apply when placing your order.
† For full service package details and terms and conditions, please speak to your dealer or visit [www.hyundai.co.uk](#).
* Please contact your dealer for the latest list of compatible mobile phones.
** Includes leather side bolster facings and cloth seat centre, artificial leather instrument binnacle cover and artificial leather door centre trim.
*** Includes leather seat facings, artificial leather instrument binnacle cover and artificial leather door centre trim.
† † For Classic 5 door models, this specification becomes standard from July 2012 production. Please ask your dealer for further information.
† † For Classic and Active 5 door models, this specification becomes standard from July 2012 production. Please ask your dealer for further information.
All prices are in Great British Pounds and are correct at time of print. For full specifications and features please check with your local dealer or visit [www.hyundai.co.uk](#).

New Generation i30 Model Details

Classic

Classic offers the following features as standard:

- 15" Steel Wheels
- 6 Airbags – Front, Front Side, and Curtain
- Air Conditioning
- Anti-lock Brake System (ABS)
- Bluetooth® Connectivity with Voice Recognition*
- Body Coloured Exterior Door Handles**
- Brake Assist System (BAS)
- Driver's Seat with Manual Height Adjustment
- Electric Front Windows with One-touch Auto Down Control for Driver's Window
- Electrically Adjustable, Heated, Body Coloured Door Mirrors
- Electronic Stability Programme (ESP)
- Emergency Stop Signal (ESS)
- Front Fog Lights
- Front Map Reading Lights and Sunglasses Holder**
- Gloss Black and Alloy Effect Fascia Trim
- Glove Compartment with Cooling Function and Illumination
- Height and Reach Adjustable Steering Column
- Hexagonal Grille with Body Coloured Centre Bar (5 door and Tourer)
- Hexagonal Grille with Black Centre Bar (3 door)
- Hill-start Assist Control (HAC)
- LED Daytime Running Lights
- One-touch Indicators
- Steering Wheel Audio and Phone Controls
- Stereo RDS Radio/CD Player with MP3/WMA Compatibility and 4 Speakers
- Temporary Spare Wheel

- USB and Aux Connections
- Vehicle Stability Management (VSM)
- 5 Year Triple Care Package
- 10 Years' Anti-perforation Warranty

All Blue Drive models feature:

- Intelligent Stop & Go (ISG)

The Tourer offers the following features over the Hatchback:

- Luggage Compartment Under-floor Storage
- Retractable Load Cover
- Roof Rails

New Generation i30 Model Details

Style (5 door & Tourer)

Style offers the following features over Active:

- 16" Alloy Wheels
- 6 Speakers
- Automatic De-fog System for Front Windscreen
- Automatic Headlights
- Chrome Exterior Beltline
- Cushioned Front Centre Armrest
- Dual Zone Climate Control
- Electrically Folding Door Mirrors with Integrated LED Indicators
- Front Parking Sensors
- Front Seat Back Pockets
- Front Windscreen Wiper De-icer
- One-touch Auto Up/Down Control and Anti-trap for All Windows
- Projection Headlights with Static Cornering Lights
- Rain Sensing Front Windscreen Wipers
- Sun Visors with Illumination
- Tinted Glass with Windscreen Shade Band

Sport (3 door)

Sport offers the following features over Active:

- 17" Alloy Wheels
- 6 Speakers
- Alloy Pedals
- Automatic De-fog System for Front Windscreen
- Automatic Headlights
- Cushioned Front Centre Armrest
- Dual Zone Climate Control
- Electrically Folding Door Mirrors with Integrated LED Indicators
- Front Passenger's Seat with Manual Height Adjustment
- Front Seat Back Pockets
- Front Windscreen Wiper De-icer
- Leather and Cloth Upholstery**
- LED Tail Lights
- One-touch Auto Up/Down Control and Anti-trap for Front Windows
- Privacy Glass (rear side windows and rear windscreen)
- Projection Headlights with Static Cornering Lights
- Rain Sensing Front Windscreen Wipers
- Sun Visors with Illumination
- Tinted Glass with Windscreen Shade Band

Premium (5 door & Tourer)

Premium offers the following features over Style Nav:

- 17" Alloy Wheels
- Automatically Dimming Rear View Mirror
- Automatically Folding Door Mirrors with Puddle Lamps
- Chrome Exterior Door Handles with Illumination
- Driver's Seat with Electric Adjustment and Lumbar Support
- Front Passenger's Seat with Manual Height Adjustment
- Heated Front Seats
- Keyless Entry with Engine Start/Stop Button
- Leather Upholstery***
- Supervision Instrument Cluster with LCD Colour Display

Style Nav (5 door & Tourer)

Style Nav offers the following features over Style:

- Rear View Parking Camera with Parking Guidance System
- Touchscreen Satellite Navigation with Traffic Messaging Channel (TMC) and Map Care

Sport Nav (3 door)

Sport Nav offers the following features over Sport:

- Rear View Parking Camera with Parking Guidance System
- Touchscreen Satellite Navigation with Traffic Messaging Channel (TMC) and Map Care

Active

Active offers the following features over Classic:

- 15" Alloy Wheels (5 door and Tourer)
- 16" Alloy Wheels (3 door)
- Chrome Effect Interior Door Handles
- Cloth Door Centre Trim
- Cruise Control with Speed Limiter
- Electric Rear Windows (5 door and Tourer)
- Flex Steer
- Front Centre Armrest with Storage Compartment
- Hexagonal Grille with Twin Chrome Bars (5 door and Tourer)

- Ignition Socket Illumination
- Leather Steering Wheel and Gear Knob
- Rear Door Pockets (5 door and Tourer)
- Rear Parking Sensors