

 **HYUNDAI** | NEW THINKING.  
NEW POSSIBILITIES.

*i40*





HYUNDAI

## NEW THINKING. NEW POSSIBILITIES.

Since we first started in 1967, there have been four decades of incredible progress. During this period we've established a close relationship with our customers. It's enabled us to develop cutting-edge technology in all the right areas, while staying true to our Korean origins. At the heart of our brand is the ability to think differently and always question convention. It's this relentless commitment to innovation that's seen us arrive at where we are today. We currently sell technologically-advanced, high-quality vehicles to people in more than 190 countries, and employ over 75,000 staff. That's why we're the world's fastest growing car manufacturer.



## THE HYUNDAI i40

A quick glance at the Hyundai i40 and you can see why it really stands out on the road. That's thanks to its fluidic sculpture design which ensures it simply looks like no other car in the world. You can admire it from afar, or come a little closer and learn all about it over the following pages.



### i40 INTRODUCTION

Highlighting some of the key features that can be found on the i40.







## A unique design BECAUSE WE SEE THINGS FROM A DIFFERENT PERSPECTIVE

The i40's exterior seemed the ideal place to showcase our 'New Thinking' philosophy. It's why we've created a more fluidic design, so you'll feel proud to drive one of our latest models. The front of the car features a bold hexagonal grille and also incorporates LED daytime running lights, so it stands out straight away. Further back, we've crafted a unique sloping roof-line to create a distinctive side profile, while three strips of LED tail lights add an eye-catching quality to the car's rear.

The sharp creases and crisp lines on the bodywork are designed to represent the form of undulating sand dunes. The Saloon also arrives with stylish dual chrome exhaust pipes, while the Tourer has an attractive curved rear window line - a shape that was influenced by classic Korean architecture. On our Premium model we've also incorporated a sophisticated panoramic sunroof. It means that while the car's exterior is undoubtedly striking, the view from inside is just as impressive.



## Enjoy the view ESPECIALLY THE ONE INSIDE

Inside the i40 you'll find a variety of eye-catching features, such as the instrument cluster illuminated by cool blue lighting. Once you're sitting comfortably on the elegant upholstery, you'll be in a position to appreciate the refined finish of the soft touch materials and feel of the matching leather steering wheel and gear knob, which are complemented by a gloss black and alloy effect fascia trim. With easy-to-navigate audio and

phone controls on the steering wheel, the i40 really has everything at your fingertips. On the Premium SE model there's even a heated steering wheel\* and ventilated front seats\* to add to the feeling of luxury. For even more style an LCD colour display is available† and we've fitted chrome effect interior door handles† and door sill inserts in stainless steel,\* so you'll be reminded of the interior's quality every time you get out of the car.

- † Style, Premium and Premium SE only
- † Premium and Premium SE only
- \* Premium SE only



i40 INTERIOR

Detailing the spacious interior and internal features of the i40.

Car shown i40 Tourer Premium 1.7CRDi 136PS Automatic.



EFFICIENCY



## Efficient technologies THEY'RE SOME OF OUR BRIGHTEST IDEAS

All engines have been developed to lower fuel consumption and CO<sub>2</sub> emissions. Driver aids and Blue Drive technologies make the i40 even more efficient. For example, the eco drive indicator shows you the best time to change gear to reduce fuel consumption. The Blue Drive models take efficiency one step further. They have an active air flap, which closes automatically to improve aerodynamics when engine cooling can be reduced. Intelligent Stop & Go is also fitted to these models,

which switches off the engine when you stop and restarts when you want to go. Features like these reduce CO<sub>2</sub> emissions, which start from just 113g/km. And this means you'll save too because the i40 qualifies for low road tax. Company car drivers can also take advantage of benefit in kind taxation starting from 17%. Not only do these technologies help conserve fuel, they also ensure there is no compromise in performance and make driving easier. So you might say that you're saving energy too.





## A range of engines COMBINING POWER AND PERFORMANCE

When it comes to keeping emissions low and still producing impressive power, the i40 is one of the leading cars in its class. Direct injection technology ensures no fuel is wasted, keeping certain engine emissions to below 120g/km. It means that while costs stay down, each engine option delivers good power and acceleration.

The 1.7CRDi diesel engine, with either 115PS or 136PS, comes with 6-speed manual transmission, or you can opt for a 6-speed auto with the 1.7CRDi 136PS engine. This option arrives with paddle shift gears and sport mode for even more responsiveness and flexibility out on the road.





1. Power tailgate (Tourer only)\*
2. Boot space  
Tourer - 553 Litres (seats up)  
1,719 Litres (seats down, to the roof)  
Saloon - 525 Litres (seats up)

3. Low load height, retractable load cover, partition net and under floor storage (Tourer only)
4. Panoramic sunroof†

5. Heated driver's seat with memory function†
6. Electric parking brake with automatic hold function
7. Dual zone climate control\*

† Style, Premium and Premium SE only  
† Premium and Premium SE only  
\* Premium SE only

Car shown i40 Tourer Premium 1.7 CRDi 136PS Automatic

## Even with all its technology THERE'S STILL PLENTY OF ROOM

We've included plenty of new features in the i40, but we've also left some pretty significant gaps - we expect you to fill these yourself. The Tourer has an extremely low loading height so you'll be able to take advantage of the impressive boot capacity, and it comes equipped with a retractable load cover and partition net to keep your valuables secure and out of sight. Both Tourer and Saloon have plenty of head, shoulder and leg room, while the multi-adjustable driving position allows for the seat and steering wheel to be altered.

Plus, the electrically-adjustable seat† has ten different directions of movement and a function that memorises your favourite position.† For even more comfort you can take advantage of dual zone climate control\* whilst the ventilated front seats\* gently stream cooling air through the cushions. There are also rear heated seats\* (outer rear seat bases), with a two-stage reclining function on the Tourer. We've worked hard to include a variety of features to help you relax. We're sure you'll be extremely comfortable with the results.

† Style, Premium and Premium SE only  
† Premium and Premium SE only  
\* Premium SE only



## The latest driver technologies ALL AT YOUR FINGERTIPS

On entering the i40 you will discover a wealth of driver technology. With easy-to-use touchscreen satellite navigation† you'll find your way directly to each destination, while cruise control with speed limiter† makes every journey relaxing and effortless. It gets even easier when you consider that you'll be able to take advantage of Bluetooth® connectivity with voice recognition. And that's not all. Keyless entry†

will help you get in to your car with the minimum of fuss, while the engine start/stop† button makes the beginning of each journey quick and easy. There are also USB and aux ports for your MP3 player, so you'll be able to listen to your favourite songs on every trip. All of these technologies combined deliver a relaxing and effortless drive, every time you step in your car.

† Style, Premium and Premium SE  
† Premium and Premium SE only

Featuring lane departure warning and other i40 technologies.





We take your safety just as seriously as you do, which is why the i40 is packed with features to keep you and your passengers as secure as possible. The Vehicle Stability Management system detects grip levels when braking on mixed surfaces and maintains traction and stability by applying both steering and brake assistance. Brake Assist and the Electronic Stability Programme also help you maintain control while braking. To assist at night, every i40 comes with static cornering lights which illuminate when turning.

Car shown i40 Tourer Premium in Titanium Silver metallic paint.

## The i40 has many options HOWEVER, SAFETY COMES AS STANDARD

We've installed plenty of interior equipment to protect you too. There are seven airbags, including one at the driver's knee, along with supportive active front head restraints. Reminder signals make sure you fasten your seatbelt. And in the back the two outer seats have ISOfix child seat anchor points. Xenon headlights with adaptive front lighting system, on Premium SE models, will further enhance your safety by offering greater visibility. The adaptive front lighting system

features dynamic curve lighting which turns the lights as you turn the wheel, better illuminating the bend in the roads. Depending on the driving environment, they also automatically adjust the beam length and width. On the Premium SE, the lane departure warning system will give you a signal if you accidentally drift out of your lane. We've given your safety so much consideration that no matter whether you're the driver or a passenger, you're well protected.

1. Side Impact protection
2. Vehicle Stability Management System
3. Electronic Stability Programme
4. Adaptive Front Lighting System





i40 SALOON & TOURER MODELS



Cars shown i40 Tourer Style Blue Drive in Blue Spirit pearl paint, i40 Tourer Active Blue Drive in Titanium Silver metallic paint and i40 Saloon Premium in Sleet Silver metallic paint.





## Active

The Active models, all Blue Drive, come with 16-inch alloy wheels, Bluetooth® connectivity with voice recognition and LED daytime running lights. Automatic headlights and audio controls on the steering wheel mean that whether you're driving the Saloon or Tourer, you're always totally free to focus on the road ahead.

Active offers the following features as standard

- 16" alloy wheels
- Air conditioning
- Automatic headlights
- Bluetooth® connectivity with voice recognition
- Chrome exterior window surrounds
- Eco drive indicator
- Electric front and rear windows with anti-trap & one-touch up/down control
- Electrically adjustable and heated door mirrors with integrated LED indicators
- Front fog lights
- Gloss black and alloy effect fascia trim
- Intelligent Stop & Go (ISG) and low rolling resistance tyres
- Leather steering wheel and gear knob
- Projection headlights with static cornering lights and LED daytime running lights
- Retractable load cover and partition net (Tourer only)
- Steering wheel audio and phone controls
- Stereo RDS Radio/CD player with MP3/WMA compatibility
- USB & aux connections



Audio controls on steering wheel



LED daytime running lights



USB & aux connections



## Style

The Style arrives on both Saloon and Tourer models with 17-inch alloy wheels, cruise control, front and rear parking sensors, dual zone climate control and an electrically adjustable driver's seat with lumbar support. There's also a touchscreen satellite navigation system with rear view camera and a parking guidance system.

Style deletes Intelligent Stop & Go and low rolling resistance tyres over Active

- 17" alloy wheels
- Automatic de-fog system for front windscreen
- Automatically dimming rear view mirror
- Body coloured exterior door handles with chrome inserts
- Chrome effect interior door handles
- Cruise control with speed limiter
- Door sill inserts in stainless steel
- Driver's seat with electric adjustment and lumbar support
- Dual zone climate control
- Electrically folding door mirrors
- Front and rear parking sensors
- Height adjustable front passenger's seat (manual)
- Privacy glass (rear side windows and tailgate/rear window)
- Rain sensing front windscreen wipers
- Touchscreen satellite navigation with rear view camera, parking guidance system and 7 speakers including amp and subwoofer

Style Blue Drive offers the following features over Style

- 16" alloy wheels (in lieu of 17" alloy wheels)
- Intelligent Stop & Go (ISG)
- Low rolling resistance tyres


Car shown Style Blue Drive



17-inch alloy wheels (not Blue Drive model)



Touchscreen satellite navigation



Door handles with chrome inserts





## Premium

With Premium you'll get the very most out of the surrounding views whether you're driving the Saloon or Tourer model. That's thanks to a panoramic sunroof with electric tilt and slide. You'll also enjoy leather upholstery and a driver's seat with memory function, keyless entry with engine start/stop button and an impressive set of 18-inch alloy wheels.

Premium offers the following features over Style

- 18" alloy wheels
- Driver's seat with memory function (2 settings)
- Front passenger's seat with electric adjustment and lumbar support
- Glove compartment with cooling function
- Heated front seats
- Interior rear side cabin lights
- Keyless entry with engine start/stop button
- Leather upholstery (seat facings only)
- Panoramic sunroof (electric tilt and slide)
- Supervision instrument cluster with LCD colour display

Premium Blue Drive offers the following features over Premium


- 16" alloy wheels (in lieu of 18" alloy wheels)
- Intelligent Stop & Go (ISG)
- Low rolling resistance tyres



Panoramic sunroof



Supervision instrument cluster with LCD



Leather upholstery



## Premium SE

The Premium SE comes with heated rear seats and ventilated front seats to ensure you and your passengers are always at the optimum temperature. Xenon headlights with adaptive front lighting system and dynamic curve lighting also ensure that visibility has never been better.

Premium SE offers the following features over Premium

- Heated rear seats (outer rear seat bases only)
- Heated steering wheel
- Lane departure warning system
- Power tailgate (Tourer only)
- Tyre pressure monitoring
- Ventilated front seats
- Xenon headlights with adaptive front lighting system and headlight washers



Heated rear seats (outer seat bases only)



Lane departure warning system



Xenon headlights



## COLOURS AND TEXTILES



Creamy White - Solid



Blue Spirit - Pearl



Red Awesome - Pearl



Phantom Black - Pearl




Sleek Silver - Metallic




Titanium Silver - Metallic

It's all about choice in the Hyundai i40. Once you've decided on your preferred model, you'll either have black cloth upholstery on Active and Style, or black leather upholstery on Premium and Premium SE. Then, you'll have to pick a colour for the exterior. From a fresh Creamy White to a moody Phantom Black, you can make your car look exactly the way you want.



Cloth upholstery



Leather upholstery

## VEHICLE DATA

i40 SALOON & TOURER	Active	Style	Premium	Premium SE
ENGINE AND TRANSMISSION				
1.7 CRDi 115PS Blue Drive - 6 Speed Manual Transmission	●	●	●	–
1.7 CRDi 136PS Blue Drive - 6 Speed Manual Transmission	●	●	●	●
1.7 CRDi 136PS - 6 Speed Manual Transmission	–	●	●	●
1.7 CRDi 136PS - 6 Speed Auto Transmission with Paddle Shift and Sport Mode	–	●	●	●
EXTERIOR				
16" Alloy Wheels	●	–	–	–
16" Alloy Wheels – Blue Drive only	–	●	●	●
17" Alloy Wheels	–	●	–	–
18" Alloy Wheels	–	–	●	●
Body Coloured Exterior Door Handles	●	–	–	–
Body Coloured Exterior Door Handles with Chrome Inserts	–	●	●	●
Chrome Exterior Window Surrounds	●	●	●	●
Dual Chrome Exhaust Pipes - 1.7 CRDi Saloon only	●	●	●	●
High-mounted LED Brake Light	●	●	●	●
ISG* and Low Rolling Resistance Tyres	●	–	–	–
ISG* and Low Rolling Resistance Tyres - Blue Drive only	–	●	●	●
Rear Spoiler - Tourer only	●	●	●	●
Silver Coloured Roof Rails - Tourer only	●	●	●	●
Solid Paint	●	●	●	●
INTERIOR				
Chrome Effect Interior Door Handles	–	●	●	●

i40 SALOON & TOURER	Active	Style	Premium	Premium SE
Door Sill Inserts in Stainless Steel	–	●	●	●
Front Centre Armrest with Storage Compartment	●	●	●	●
Gloss Black and Alloy Effect Fascia Trim	●	●	●	●
Heated Steering Wheel	–	–	–	●
Leather Steering Wheel and Gear Knob	●	●	●	●
SEATING				
Cloth Upholstery	●	●	–	–
Driver's Seat with Electric Adjustment and Lumbar Support	–	●	●	●
Driver's Seat with Electric Lumbar Support	●	–	–	–
Driver's Seat with Manual Height Adjustment	●	–	–	–
Driver's Seat with Memory Function (2 settings)	–	–	●	●
Front Head Restraints with Vertical and Horizontal Adjustment	●	●	●	●
Front Passenger's Seat with Electric Adjustment and Lumbar Support	–	–	●	●
Front Passenger's Seat with Manual Height Adjustment	–	●	–	–
Heated Front Seats	–	–	●	●
Heated Rear Seats (outer rear seat bases only)	–	–	–	●
Leather Upholstery (seat facings only)	–	–	●	●
Rear Head Restraints with Vertical Adjustment	●	●	●	●
Split Folding Rear Seats (60/40)	●	●	●	●
Two-stage Reclining Rear Seats - Tourer only	●	●	●	●
Ventilated Front Seats	–	–	–	●



i40 SALOON & TOURER	Active	Style	Premium	Premium SE
VENTILATION & VISIBILITY				
Adjustable Intermittent Front Windscreen Wipers with Aero Wiper Blade	●	●	●	●
Air Conditioning	●	–	–	–
Automatic De-fog System for Front Windscreen	–	●	●	●
Automatic Headlights	●	●	●	●
Automatically Dimming Rear View Mirror	–	●	●	●
Dual Zone Climate Control	–	●	●	●
Front Fog Lights	●	●	●	●
Heated Rear Windscreen - Saloon only	●	●	●	●
Heated Rear Windscreen with Washer and Wiper - Tourer only	●	●	●	●
LED Tail Lights	●	●	●	●
Panoramic Sunroof (Electric Tilt and Slide)	–	–	●	●
Privacy Glass (Rear Side Windows and Tailgate) – Tourer only	–	●	●	●
Privacy Glass (Rear Windows) – Saloon only	–	●	●	●
Projection Headlights with Static Cornering Lights and LED Daytime Running Lights	●	●	●	●
Rain Sensing Front Windscreen Wipers	–	●	●	●
Rear Air Vents in Centre Console	●	●	●	●
Solar-reflecting Glass (Windscreen and Front Windows)	–	●	●	●
Welcome and Follow-me-home Headlight Function	●	●	●	●
Xenon Headlights with Adaptive Front Lighting System and Headlight Washer	–	–	–	●
CONVENIENCE				
12V Power Outlet in Front and Rear Consoles	●	●	●	●
12V Power Outlet in Luggage Compartment - Tourer only	●	●	●	●

i40 SALOON & TOURER	Active	Style	Premium	Premium SE
Electric Front and Rear Windows with Anti-trap and One-touch Up/Down Control	●	●	●	●
Electrically Adjustable and Heated Door Mirrors with Integrated LED Indicators	●	●	●	●
Electrically Folding Door Mirrors	–	●	●	●
Front Cup Holders (2)	●	●	●	●
Front Door Courtesy Light	●	●	●	●
Front Map Reading Lights	●	●	●	●
Front Seat Back Pockets	●	●	●	●
Front and Second Row Door Pockets	●	●	●	●
Glove Compartment with Cooling Function	–	–	●	●
Glove Compartment with Illumination and Lock	●	●	●	●
Height and Reach Adjustable Steering Column	●	●	●	●
Interior Central Cabin Light	●	●	–	–
Interior Rear Side Cabin Lights	–	–	●	●
Keyless Entry with Engine Start/Stop Button	–	–	●	●
Luggage Compartment Lights	●	●	●	●
Luggage Compartment with Under-floor Storage Tray – Tourer only	●	●	●	●
Luggage Net and Hooks	●	●	●	●
One-touch Indicators	●	●	●	●
Power Assisted Steering	●	●	●	●
Power Tailgate – Tourer only	–	–	–	●
Rear Centre Armrest with Cup Holders (2)	●	●	●	●
Retractable Load Cover and Partition Net - Tourer only	●	●	●	●
Sun Visors with Vanity Mirrors and Illumination	●	●	●	●
Temporary Spare Wheel	●	●	●	●

i40 SALOON & TOURER	Active	Style	Premium	Premium SE
TECHNOLOGY & ENTERTAINMENT				
6 Speakers	●	–	–	–
Bluetooth® Connectivity with Voice Recognition†	●	●	●	●
Cruise Control with Speed Limiter	–	●	●	●
Eco Drive Indicator (manual transmission only)	●	●	●	●
Front and Rear Parking Sensors	–	●	●	●
MP3 Player Connection Cable†	●	–	–	–
Steering Wheel Audio and Phone Controls	●	●	●	●
Stereo RDS Radio/CD Player with MP3/WMA Compatibility	●	●	●	●
Supervision Instrument Cluster	●	●	–	–
Supervision Instrument Cluster with LCD Colour Display	–	–	●	●
Touchscreen Satellite Navigation with Rear View Parking Camera, Parking Guidance System and 7 Speakers including Amp and Subwoofer	–	●	●	●
Trip Computer	●	●	●	●
USB and Aux Connections	●	●	●	●
SAFETY & SECURITY				
7 Airbags - Front, Front Side, Driver's Knee and Full Length Curtain	●	●	●	●
Active Front Head Restraints	●	●	●	●
Anti-lock Brake System (ABS) with Electronic Brake force Distribution (EBD)	●	●	●	●
Brake Assist System (BAS)	●	●	●	●
Childproof Rear Door Locks	●	●	●	●
Deadlocks	●	●	●	●
Electric Parking Brake with Automatic Hold Function	●	●	●	●
Electronic Stability Programme (ESP)	●	●	●	●

i40 SALOON & TOURER	Active	Style	Premium	Premium SE
Emergency Stop Signal (ESS)	●	●	●	●
Front Seatbelt Pre-tensioners and Load Limiters	●	●	●	●
Height Adjustable Front Seatbelts	●	●	●	●
Hill-start Assist Control (HAC)	●	●	●	●
Lane Departure Warning System	–	–	–	●
Locking Wheel Nuts	●	●	●	●
Passenger Airbag De-activation Switch	●	●	●	●
Rear ISOFix Child Seat Anchorage Points (outer seats only)	●	●	●	●
Remote Central Locking with Alarm	●	●	●	●
Seatbelt Reminder	●	●	●	●
Speed Sensitive Automatic Door Locking	●	●	●	●
Thatcham Category 1 Approved Alarm & Immobiliser	●	●	●	●
Tyre Pressure Monitoring	–	–	–	●
Vehicle Stability Management (VSM)	●	●	●	●
CUSTOMER OPTIONS				
Metallic/Pearl Paint	○	○	○	○
WARRANTY - 5 YEAR TRIPLE CARE††				
Includes: 5 Year Unlimited Mileage Warranty 5 Year Roadside Assistance 5 Years of Annual Vehicle Health Checks	●	●	●	●
Map Care	–	●	●	●
10 Year Anti-perforation Warranty	●	●	●	●
● Standard   ○ Optional at extra cost				
* Intelligent Stop & Go				
† Please contact your dealer for the latest list of compatible phones				
† Cable supplied by MP3 player manufacturer is compatible with Style, Premium and Premium SE models				
†† 5 Year Triple Care full terms and conditions apply. Please see www.hyundai.co.uk or ask your local dealer for full terms and conditions				



i40 SALOON		1.7 CRDi 115PS Blue Drive 6 Speed Manual	1.7 CRDi 136PS 6 Speed Manual	1.7 CRDi 136PS Blue Drive 6 Speed Manual	1.7 CRDi 136PS 6 Speed Automatic
DIMENSIONS					
Overall length (mm)		4,740			
Overall width (mm)		1,815			
Overall height (mm)		1,470			
Wheelbase (mm)		2,770			
Track Front (mm)	Active	1,591	–	1,591	–
	Style	1,591	1,579	1,591	1,579
	Premium	1,591	1,579	1,591	1,579
	Premium SE	–	1,579	1,591	1,579
Track Rear (mm)	Active	1,597	–	1,597	–
	Style	1,597	1,585	1,597	1,585
	Premium	1,597	1,585	1,597	1,585
	Premium SE	–	1,585	1,597	1,585
ENGINE					
Euro Status		Euro V			
Type		4 cylinder DOHC/16 Valve			
Displacement (cc)		1,685	1,685	1,685	1,685
Bore & stroke (mm)		77.2 X 90	77.2 X 90	77.2 X 90	77.2 X 90
Compression ratio		17.0 : 1	17.0 : 1	17.0 : 1	17.0 : 1
Max power (kW/BHP)		85/114 @ 4000	100/134 @ 4000	100/134 @ 4000	100/134 @ 4000
Torque (Nm/lbs ft)		260/192 @ 1250–2750	325/240 @ 2000–2500	325/240 @ 2000–2500	325/240 @ 2000–2500
0–62mph (seconds)		12.3	10.3	10.3	11.6
Top speed (mph)		119	125	125	122
SUSPENSION					
Front		MacPherson strut with coil spring			
Rear		Multi-link type with anti-roll stabiliser bar			

i40 SALOON		1.7 CRDi 115PS Blue Drive 6 Speed Manual	1.7 CRDi 136PS 6 Speed Manual	1.7 CRDi 136PS Blue Drive 6 Speed Manual	1.7 CRDi 136PS 6 Speed Automatic
STEERING					
System		Rack and pinion with electric motor assistance			
Steering wheel lock to lock turns		2.88			
Turning radius (metres)		5.47			
BRAKES					
System		Anti-lock Brake System (ABS) with diagonally split front and rear discs			
Front and Rear		Disc			
TYRES					
Active		205/60 R16*	–	205/60 R16*	–
Style		205/60 R16*	215/50 R17	205/60 R16*	215/50 R17
Premium		205/60 R16*	225/45 R18	205/60 R16*	225/45 R18
Premium SE		–	225/45 R18	205/60 R16*	225/45 R18
WHEELS					
Active		Alloy 7.0J x 16	–	Alloy 7.0J x 16	–
Style		Alloy 7.0J x 16	Alloy 7.5J x 17	Alloy 7.0J x 16	Alloy 7.5J x 17
Premium		Alloy 7.0J x 16	Alloy 8.0J x 18	Alloy 7.0J x 16	Alloy 8.0J x 18
Premium SE		–	Alloy 8.0J x 18	Alloy 7.0J x 16	Alloy 8.0J x 18
WEIGHTS & CAPACITIES					
Luggage capacity VDA (litres)		525 (seats up)			
Kerb weight (kg)		1,601	1,610	1,610	1,620
Gross vehicle weight (kg)		2,080	2,080	2,080	2,100
Max tow weight (kg)	Braked	1,500	1,800	1,800	1,500
	Unbraked	700	700	700	700
Noseweight (kg)		80	80	80	70
Max roof weight (kg)		80	80	80	70
Fuel tank capacity (litres)		70			

i40 SALOON		1.7 CRDi 115PS Blue Drive 6 Speed Manual	1.7 CRDi 136PS 6 Speed Manual	1.7 CRDi 136PS Blue Drive 6 Speed Manual	1.7 CRDi 136PS 6 Speed Automatic
FUEL CONSUMPTION & EMISSIONS Active					
Urban mpg (l/100km)*		53.3 (5.3)	–	53.3 (5.3)	–
Extra urban mpg (l/100km)*		76.3 (3.7)	–	68.9 (4.1)	–
Combined mpg (l/100km)*		65.7 (4.3)	–	62.8 (4.5)	
CO <sub>2</sub> Emissions (g/km*)		113	–	119	
FUEL CONSUMPTION & EMISSIONS Style					
Urban mpg (l/100km)*		53.3 (5.3)	47.9 (5.9)	53.3 (5.3)	37.2 (7.6)
Extra urban mpg (l/100km)*		76.3 (3.7)	61.4 (4.6)	68.9 (4.1)	55.4 (5.1)
Combined mpg (l/100km)*		65.7 (4.3)	55.4 (5.1)	62.8 (4.5)	47.1 (6.0)
CO <sub>2</sub> Emissions (g/km*)		113	134	119	159

\* Low rolling resistance  
† The results given above do not express or imply any guarantee of fuel consumption of any model to which this brochure refers. The driver's style and road traffic conditions, as well as the extent to which the vehicle has been driven and the standard of maintenance, will affect its fuel consumption.  
† g/km = grams of emitted substance per kilometre travelled. CO<sub>2</sub> = Carbon Dioxide

HYUNDAI i40 SALOON DIMENSIONS





i40 TOURER		1.7 CRDi 115PS Blue Drive 6 Speed Manual	1.7 CRDi 136PS 6 Speed Manual	1.7 CRDi 136PS Blue Drive 6 Speed Manual	1.7 CRDi 136PS 6 Speed Automatic
DIMENSIONS					
Overall length (mm)		4,770			
Overall width (mm)		1,815			
Overall height (mm)		1,470			
Wheelbase (mm)		2,770			
Track front (mm)	Active	1,591	–	1,591	–
	Style	1,591	1,579	1,579	1,579
	Premium	1,591	1,579	1,579	1,579
	Premium SE	–	1,579	1,579	1,579
Track rear (mm)	Active	1,597	–	1,597	–
	Style	1,597	1,585	1,585	1,585
	Premium	1,597	1,585	1,585	1,585
	Premium SE	–	1,585	1,585	1,585
ENGINE					
Euro Status		Euro V			
Type		4 cylinder DOHC/16 Valve			
Displacement (cc)		1,685	1,685	1,685	1,685
Bore & stroke (mm)		77.2 X 90	77.2 X 90	77.2 X 90	77.2 X 90
Compression ratio		17.0 : 1	17.0 : 1	17.0 : 1	17.0 : 1
Max power (kW/BHP)		85/114 @ 4000	100/134 @ 4000	100/134 @ 4000	100/134 @ 4000
Torque (Nm/lbs ft)		260/192 @ 1250–2750	325/240 @ 2000–2500	325/240 @ 2000–2500	325/240 @ 2000–2500
0–62mph (seconds)		12.9	10.6	10.6	12.0
Top speed (mph)		118	124	124	118
SUSPENSION					
Front		MacPherson strut with coil spring			
Rear		Multi-link type with anti-roll stabiliser bar			

i40 TOURER		1.7 CRDi 115PS Blue Drive 6 Speed Manual	1.7 CRDi 136PS 6 Speed Manual	1.7 CRDi 136PS Blue Drive 6 Speed Manual	1.7 CRDi 136PS 6 Speed Automatic
STEERING					
System		Rack and pinion with electric motor assistance			
Steering wheel lock to lock turns		2.88			
Turning radius (metres)		5.47			
BRAKES					
System		Anti-lock Brake System (ABS) with diagonally split front and rear discs			
Front and Rear		Disc			
TYRES					
Active		205/60 R16*	–	205/60 R16*	–
Style		205/60 R16*	215/50 R17	205/60 R16*	215/50 R17
Premium		205/60 R16*	225/45 R18	205/60 R16*	225/45 R18
Premium SE		–	225/45 R18	205/60 R16*	225/45 R18
WHEELS					
Active		Alloy 7.0J x 16	–	Alloy 7.0J x 16	–
Style		Alloy 7.0J x 16	Alloy 7.5J x 17	Alloy 7.0J x 16	Alloy 7.5J x 17
Premium		Alloy 7.0J x 16	Alloy 8.0J x 18	Alloy 7.0J x 16	Alloy 8.0J x 18
Premium SE		–	Alloy 8.0J x 18	Alloy 7.0J x 16	Alloy 8.0J x 18
WEIGHTS & CAPACITIES					
Luggage capacity VDA (litres)		553 (Seats up)		1,719 (Seats down)	
Kerb weight (kg)		1,638	1,648	1,648	1,659
Gross vehicle weight (kg)		2,120	2,120	2,120	2,150
Max tow weight (kg)	Braked	1,500	1,800	1,800	1,500
	Unbraked	700	700	700	700
Noseweight (kg)		80	80	80	70
Max roof weight (kg)		80	80	80	70
Fuel tank capacity (litres)		70			

i40 TOURER		1.7 CRDi 115PS Blue Drive 6 Speed Manual	1.7 CRDi 136PS 6 Speed Manual	1.7 CRDi 136PS Blue Drive 6 Speed Manual	1.7 CRDi 136PS 6 Speed Automatic
FUEL CONSUMPTION & EMISSIONS Active					
Urban mpg (l/100km)*		53.3 (5.3)	–	53.3 (5.3)	–
Extra urban mpg (l/100km)*		76.3 (3.7)	–	68.9 (4.1)	–
Combined mpg (l/100km)*		65.7 (4.3)	–	62.8 (4.5)	
CO <sub>2</sub> Emissions (g/km*)		113	–	119	
FUEL CONSUMPTION & EMISSIONS Style					
Urban mpg (l/100km)*		53.3 (5.3)	47.9 (5.9)	53.3 (5.3)	37.2 (7.6)
Extra urban mpg (l/100km)*		76.3 (3.7)	61.4 (4.6)	68.9 (4.1)	55.4 (5.1)
Combined mpg (l/100km)*		65.7 (4.3)	55.4 (5.1)	62.8 (4.5)	47.1 (6.0)
CO <sub>2</sub> Emissions (g/km*)		113	134	119	159

\* Low rolling resistance  
† The results given above do not express or imply any guarantee of fuel consumption of any model to which this brochure refers. The driver's style and road traffic conditions, as well as the extent to which the vehicle has been driven and the standard of maintenance, will affect its fuel consumption.  
† g/km = grams of emitted substance per kilometre travelled. CO<sub>2</sub> = Carbon Dioxide

HYUNDAI i40 TOURER DIMENSIONS



## Add to your i40

There's a variety of Hyundai approved accessories that you can add, so you can customise your model even further. You might opt for a roof box, or perhaps you'll choose a boot organiser, so you can keep everything in its place. Just read through our options, speak to your local Hyundai Dealer, or visit our website.



Bicycle carrier



Roof rack - Tourer only



Bumper protector - Tourer only



Dog guard - Tourer only



Reversible boot mat - Tourer only



Ice and sun screen - Tourer only



Storage bags



Carpet mat set



Roof box

Car shown is the i40 Tourer Premium.  
Accessories shown are based on the latest information available at the time of print. Please consult your Dealer for full details.





#### MOTABILITY

The Motability plan will enable some of you to purchase a Hyundai at a preferential rate. If you receive the Higher Rate Mobility Component of the Disability Living Allowance, you're entitled to access this excellent scheme. In recognition of your requirements, many Hyundai models can be ordered on the 3 year Contract Hire Scheme. You'll benefit from advantageous features like power steering, height-adjustable driver's seat and automatic gearbox, which all come as standard. Most of our Dealers are Motability Accredited, so just contact them and they'll be happy to help. If you'd like to read about the scheme in more depth, simply visit [www.motability.co.uk](http://www.motability.co.uk)



#### HYUNDAI MOTOR FINANCE

To help you drive your ideal Hyundai, we've put together some comprehensive Hyundai Motor Finance\* products. The way they work is simple. There are a range of products available and we can offer finance between 1 and 5 years. To find out more just contact your local dealer, they'll have all the details you need. You may be able to reduce your set monthly payments by deferring part of the cost to the end of your agreement with us. It's one way you can take advantage of our finance plans.

\* Finance subject to status. Terms and conditions apply. Applicants must be 18 or over. Guarantee / Indemnity may be required. Hyundai Motor Finance. Registered office: 3 Princess Way, Redhill, Surrey. RH1 1SR Registered in England number 2248870



#### ASSET PROTECTION

We want you to be able to relax in your Hyundai. It's why we've created Return to Invoice GAP Insurance, which covers you in unexpected circumstances. Currently, if your vehicle is written off in an accident, fire or theft, your insurance may only pay the market value for it, not what you actually paid - so you'd have to cover the shortfall. Return to Invoice GAP Insurance could cover the difference between your motor insurance settlement and the amount you originally paid for the vehicle, or the amount outstanding on finance - whichever is greater. Return to Invoice GAP Insurance will complement your own vehicle insurance and provide the financial support you need to get back on the road in a vehicle with the same value as your original choice.



#### PEACE OF MIND

It was difficult deciding how much 5 years peace of mind is worth. So difficult, in fact, that we decided not to charge anything - but to give it to you as standard. The Five Year Triple Care package\* gives you miles and miles of stress-free driving. It's the latest in a long list of standard features on the i40, and one we hope you'll enjoy just as much as the others. Read more about it in the following sections.



#### 5 YEAR TRIPLE CARE

##### Five Year Unlimited Mileage Warranty

It's exactly as the title suggests: A Five Year, manufacturer-backed Unlimited Mileage Warranty,\*\* so you can drive with complete peace of mind at all times.

##### Five Year Roadside Assistance

You'll benefit from free, 24-hour roadside assistance anywhere in the UK or Channel Islands.

##### Five Years of Vehicle Health Checks

Your Hyundai dealer will carry out an annual vehicle health check on key areas of your i40.



#### ADDITIONAL HYUNDAI AFTERCARE

A 10 year Anti-perforation warranty against perforation of the bodywork, from the inside of the panel outwards.

\* Year Triple Care terms and exclusions apply. Please see [www.hyundai.co.uk](http://www.hyundai.co.uk) or ask your local Dealer.  
† Vehicles used for taxi or private hire uses are covered by a five year, 100,000 mile warranty.

#### MYHYUNDAI

If you purchase a new Hyundai you'll receive access to **MyHyundai** - our exclusive online customer loyalty programme, offering you a variety of special offers and benefits.

## YOUR HYUNDAI JOURNEY STARTS HERE

We're committed to offering you the very best. That means, as well as delivering impressive cars, we'll also deliver helpful advice and service, every step of the way. Simply contact us on **0800 981 981** or visit our website at **[www.hyundai.co.uk](http://www.hyundai.co.uk)**



Keep up to date with our news on our Facebook page at **[www.facebook.com/hyundaiuk](https://www.facebook.com/hyundaiuk)**



View our latest videos at **[www.youtube.com/user/hyundaimotoruk](https://www.youtube.com/user/hyundaimotoruk)**


Your local dealer will be happy to give you more information or arrange a test drive.





Specifications shown in this brochure are based upon the latest available information at the time of printing. The colours and finishes reproduced in this brochure are subject to the limitations of the printing process and may vary from the actual colour and paint finish.


In line with our policy of continual product improvement Hyundai Motor UK Ltd reserves the right to make changes at any time, without notice, to prices, colours, material, design, shape, specifications and models, and to discontinue items. For the latest details, please consult your Hyundai dealer



This brochure is printed on FSC® (Forestry Stewardship Council) certified paper which has been produced at a mill and printed by a printer that has been certified to the ISO 14001 environmental standard using vegetable oil based inks and aqueous based coatings. It can be disposed of by recycling, incineration for recovery or is biodegradable.



Your local Hyundai dealer



Customer enquiries: 0800 981 981

Models on front cover:

Hyundai i40 Tourer Active Blue Drive in Titanium Silver and i40 Saloon Premium in Sleek Silver. 05/13 HB2441



Hyundai Motor UK Ltd  
728 London Road  
High Wycombe, Bucks HP11 1HE  
T: 01494 428600 F: 01494 428699  
[www.hyundai.co.uk](http://www.hyundai.co.uk)

# i40 Price Guide

July 2013

Saloon 2013 MY	FUEL TYPE	CO <sub>2</sub> EMISSIONS G/KM	INSURANCE GROUP (1-50)	VED BAND	BASIC RETAIL PRICE	VAT	RETAIL PRICE	RECOMMENDED ON THE ROAD PRICE	P11D VALUE	BIK TAX
Active										
1.7 CRDi 115PS Blue Drive	D	113	12E	C	15,113.33	3,022.67	18,136.00	18,765.00	18,710.00	17
1.7 CRDi 136PS Blue Drive	D	119	16E	C	15,780.00	3,156.00	18,936.00	19,565.00	19,510.00	18
Style										
1.7 CRDi 115PS Blue Drive	D	113	13E	C	16,863.33	3,372.67	20,236.00	20,865.00	20,810.00	17
1.7 CRDi 136PS Blue Drive	D	119	16E	C	17,530.00	3,506.00	21,036.00	21,665.00	21,610.00	18
1.7 CRDi 136PS	D	134	16E	E	17,430.00	3,486.00	20,916.00	21,670.00	21,490.00	21
1.7 CRDi 136PS auto	D	159	16E	G	18,850.83	3,770.17	22,621.00	23,425.00	23,195.00	26
Premium										
1.7 CRDi 115PS Blue Drive	D	113	13E	C	18,863.33	3,772.67	22,636.00	23,265.00	23,210.00	17
1.7 CRDi 136PS Blue Drive	D	119	17E	C	19,530.00	3,906.00	23,436.00	24,065.00	24,010.00	18
1.7 CRDi 136PS	D	134	17E	E	19,430.00	3,886.00	23,316.00	24,070.00	23,890.00	21
1.7 CRDi 136PS auto	D	159	17E	G	20,850.83	4,170.17	25,021.00	25,825.00	25,595.00	26
Premium SE										
1.7 CRDi 136PS Blue Drive	D	119	18E	C	21,405.00	4,281.00	25,686.00	26,315.00	26,260.00	18
1.7 CRDi 136PS	D	134	18E	E	21,305.00	4,261.00	25,566.00	26,320.00	26,140.00	21
1.7 CRDi 136PS auto	D	159	18E	G	22,725.83	4,545.17	27,271.00	28,075.00	27,845.00	26

Tourer 2013 MY	FUEL TYPE	CO <sub>2</sub> EMISSIONS G/KM	INSURANCE GROUP (1-50)	VED BAND	BASIC RETAIL PRICE	VAT	RETAIL PRICE	RECOMMENDED ON THE ROAD PRICE	P11D VALUE	BIK TAX %
Active										
1.7 CRDi 115PS Blue Drive	D	113	12E	C	16,155.00	3,231.00	19,386.00	20,015.00	19,960.00	17
1.7 CRDi 136PS Blue Drive	D	119	16E	C	16,821.67	3,364.33	20,186.00	20,815.00	20,760.00	18
Style										
1.7 CRDi 115PS Blue Drive	D	113	13E	C	17,905.00	3,581.00	21,486.00	22,115.00	22,060.00	17
1.7 CRDi 136PS Blue Drive	D	119	16E	C	18,571.67	3,714.33	22,286.00	22,915.00	22,860.00	18
1.7 CRDi 136PS	D	134	16E	E	18,471.67	3,694.33	22,166.00	22,920.00	22,740.00	21
1.7 CRDi 136PS auto	D	159	16E	G	19,888.33	3,977.67	23,866.00	24,670.00	24,440.00	26
Premium										
1.7 CRDi 115PS Blue Drive	D	113	13E	C	19,905.00	3,981.00	23,886.00	24,515.00	24,460.00	17
1.7 CRDi 136PS Blue Drive	D	119	17E	C	20,571.67	4,114.33	24,686.00	25,315.00	25,260.00	18
1.7 CRDi 136PS	D	134	17E	E	20,471.67	4,094.33	24,566.00	25,320.00	25,140.00	21
1.7 CRDi 136PS auto	D	159	17E	G	21,888.33	4,377.67	26,266.00	27,070.00	26,840.00	26
Premium SE										
1.7 CRDi 136PS Blue Drive	D	119	18E	C	22,571.67	4,514.33	27,086.00	27,715.00	27,660.00	18
1.7 CRDi 136PS	D	134	18E	E	22,471.67	4,494.33	26,966.00	27,720.00	27,540.00	21
1.7 CRDi 136PS auto	D	159	18E	G	23,888.33	4,777.67	28,666.00	29,470.00	29,240.00	26
Optional Extras										
Metallic/Pearl Paint					408.33	81.67	490.00			
Fixed Price Service Plan* – Up to 30,000 miles over 3 years					415.83	83.17	499.00			
Fixed Price Service Plan* – Up to 50,000 miles over 5 years					665.83	133.17	799.00			

† Please contact your dealer for the latest list of compatible mobile phones.

† For full service package details and terms and conditions, please speak to your dealer or visit [www.hyundai.co.uk](http://www.hyundai.co.uk).

All prices are in Great British Pounds and are correct at time of print. For full specifications and features please check with your local dealer or visit [www.hyundai.co.uk](http://www.hyundai.co.uk).



NEW THINKING.  
NEW POSSIBILITIES.



# i40 Model Details

## Active

Active offers the following features as standard:

- 16" Alloy Wheels
- 6 Speakers
- 7 Airbags – Front, Front Side, Driver's Knee and Full Length Curtain
- Air Conditioning
- Anti-lock Brake System (ABS)
- Automatic Headlights
- Bluetooth® Connectivity with Voice Recognition†
- Brake Assist System (BAS)
- Driver's Seat with Electric Lumbar Support
- Electric Front and Rear Windows with Anti-trap and One-touch Up / Down Control
- Electrically Adjustable and Heated Door Mirrors with Integrated LED Indicators
- Electric Parking Brake with Automatic Hold Function
- Electronic Stability Programme (ESP)
- Front Fog Lights
- Hill-start Assist Control (HAC)
- Intelligent Stop & Go (ISG) and Low Rolling Resistance Tyres
- Leather Steering Wheel and Gear Knob
- Projection Headlights with Static Cornering Lights and LED Daytime Running Lights
- Steering Wheel Audio and Phone Controls
- Temporary Spare Wheel
- USB and Aux Connections

## Style

Style offers the following features over Active:

- 17" Alloy Wheels
- 7 Speakers including Amp and Subwoofer
- Automatic De-fog System for Front Windscreen
- Automatically Dimming Rear View Mirror
- Body Coloured Exterior Door Handles with Chrome Inserts
- Cruise Control with Speed Limiter
- Door Sill Inserts in Stainless Steel
- Driver's Seat with Electric Adjustment and Lumbar Support
- Dual Zone Climate Control
- Electrically Folding Door Mirrors
- Front and Rear Parking Sensors
- Privacy Glass (rear side windows and tailgate/rear window)
- Rain Sensing Front Windscreen Wipers
- Rear View Parking Camera with Parking Guidance System
- Touchscreen Satellite Navigation with Traffic Messaging Channel (TMC) and Map Care

Style Blue Drive offers the following features over Style:

- 16" Alloy Wheels (in lieu of 17" alloy wheels)
- Intelligent Stop & Go (ISG)
- Low Rolling Resistance Tyres

Style deletes Intelligent Stop & Go (ISG) and Low Rolling Resistance Tyres over Active

## Premium

Premium offers the following features over Style:

- 18" Alloy Wheels
- Driver's Seat with Memory Function (2 settings)
- Front Passenger's Seat with Electric Adjustment and Lumbar Support
- Glove Compartment with Cooling Function
- Heated Front Seats
- Interior Rear Side Cabin Lights
- Keyless Entry with Engine Start/Stop Button
- Leather Upholstery (seat facings only)
- Panoramic Sunroof (electric tilt and slide)
- Supervision Instrument Cluster with LCD Colour Display

Premium Blue Drive offers the following features over Premium:

- 16" Alloy Wheels (in lieu of 18" alloy wheels)
- Intelligent Stop & Go (ISG)
- Low Rolling Resistance Tyres

## Premium SE

Premium SE offers the following features over Premium:

- Heated Rear Seats (outer rear seat bases only)
- Heated Steering Wheel
- Lane Departure Warning System
- Power Tailgate (Tourer only)
- Tyre Pressure Monitoring
- Ventilated Front Seats
- Xenon Headlights with Adaptive Front Lighting System (automatic range adjustment, dynamic curve lighting, dynamic levelling device) and Headlight Washers

Premium SE Blue Drive offers the following features over Premium SE:

- 16" Alloy Wheels (in lieu of 18" alloy wheels)
- Intelligent Stop & Go (ISG)
- Low Rolling Resistance Tyres