



All-New Tucson

 **HYUNDAI** | NEW THINKING.
NEW POSSIBILITIES.



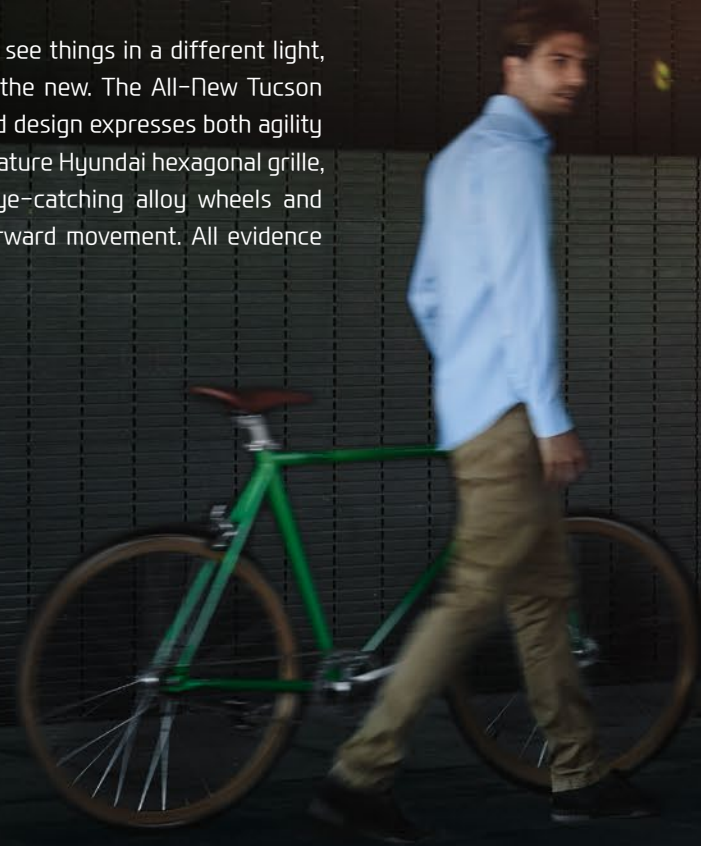
NEW THINKING. NEW POSSIBILITIES.

At the heart of the Hyundai brand is the desire to think differently and challenge convention. This has led us to distribute cars in over 190 different countries across the world. Our forward thinking philosophy means we're always evolving our approach, to create cars that exceed your expectations. It means that every Hyundai has been engineered to surprise you with its built-in quality. To complement you with its crisply fluidic design. And to protect you, your family and your passengers with its strength. Prepare to enjoy a world of new possibilities.



A true game changer. The All-New Tucson.

Opening our minds to change allows us to see things in a different light, throw out old assumptions and celebrate the new. The All-New Tucson demonstrates the power of change. Its bold design expresses both agility and elegance in one. It's evident in the signature Hyundai hexagonal grille, distinctive LED daytime running lights, eye-catching alloy wheels and subtly shaped wheel arches that imply forward movement. All evidence that change is a power for good.



Change is everywhere. Outside and in.

The unmistakably sporty All-New Tucson boasts a rakish roofline and elegant design, without compromising on its generous space. There's plenty of room for a refined premium ambience, comfortable and supportive seats, and intelligently practical features that have been developed to make every drive more relaxing and convenient.





New from the ground up. A change of pace.

The completely new platform of the All-New Tucson incorporates a wealth of advanced technologies that bring enhanced levels of performance, handling and ride comfort. The engine line-up comprises three diesel and two petrol options. Depending on your engine choice, you'll make the most of a six-speed manual, six-speed automatic or a new seven-speed dual-clutch transmission. The combination of on-demand four-wheel drive on selected models with Advanced Traction Cornering Control (ATCC) ensures the All-New Tucson performs, whatever the conditions.



Electric parking brake (Premium auto and Premium SE auto). The compact parking brake control frees up useful interior space between the front seats.



Dual-Clutch Technology. The 7-speed Dual-Clutch Transmission (DCT) brings distinct benefits to both performance and fuel efficiency. Available with the 177PS 1.6 T-GDi engine.



1.6 Turbo GDi. Developing an impressive 177PS, this new Turbocharged petrol engine delivers the optimum blend of power and efficiency.



On-demand 4WD (selected models). When a potential loss of traction is detected, up to 50% of torque is transferred to the rear wheels for improved grip on loose, slippery surfaces and enhanced cornering performance. Torque distribution can be locked in 50:50 mode in extreme conditions.



Intuitive controls and ergonomic design combine to create an uncluttered dashboard with everything at your fingertips. High-grade soft-touch materials complete the premium picture. Shown here with optional red leather seat facings.



Raising the game.

Easy on the eye and soft to the touch, you'll appreciate the high quality materials that furnish the interior of All-New Tucson. But it goes beyond the quality of the materials: the list of available premium features will really impress.



Sunroof – panoramic glass electric tilt & slide (Premium SE). The extra-large sunroof adds the feel of open-air driving. At the touch of a button you can fill the interior with fresh air and sunlight. An automatic wind deflector minimises noise.



Ventilated front seats (Premium SE). Front seats are available with the refreshing cooling effect of seat ventilation and 8-way power adjustment. The driver also benefits from 2-way power lumbar support.



Heated front seats (SE, SE Nav, Premium and Premium SE) and heated steering wheel (Premium SE). Nothing is more welcoming on a winter morning than heated seats and a heated steering wheel.



Reclining rear seats. Back seat passengers can enjoy levels of comfort usually only available to those in the front. On Premium and Premium SE they're also heated.



You're in safe hands.

The All-New Tucson comes equipped with a comprehensive range of active and passive safety technologies that combine to keep you safe. For example, Rear Cross Traffic Alert (RCTA) on Premium and Premium SE uses a 180° radar to scan and detect the approach of other vehicles when reversing out of parking spaces with restricted sideways visibility. Acoustic and visual warnings are activated when a moving vehicle is detected - keeping you safe on every occasion.



Autonomous Emergency Braking (AEB) (Premium and Premium SE). The radar and camera based Front Collision Warning System (FCWS) alerts the driver of potentially dangerous proximity of vehicles and pedestrians and brakes autonomously if required.



Blind Spot Detection System (BSD) (Premium and Premium SE). Sensors mounted in the car's rear detect the proximity of any vehicle obscured in the blind spot, providing a visual alert in the door mirror. If the indicator is activated, an acoustic warning is also triggered.



Speed Limit Information Function (SLIF) (SE Nav, Premium and Premium SE). The system recognises roadside signs, cross-checks with navigation data and displays the current speed limit in the navigation screen and the high-resolution TFT display.



Lane Departure Warning System with Lane Keep Assist (SE, SE Nav, Premium and Premium SE). Instant visual and acoustic warning, plus corrective steering intervention, when unintentional lane departure is detected.



Making life easier.

The All-New Tucson is a car that's easy to like. We've also made sure that it's easy to live with. Its elegant design may be sleek on the outside, but it's still roomy on the inside with an abundance of space to suit your everyday needs. The load area is effortlessly accessed via a wide-opening tailgate with optional hands-free operation. Versatility is assured by 60:40 split folding rear seats. And once you're underway, you'll appreciate the benefits of TomTom LIVE® Services on SE Nav and above, and Smart Park Assist on Premium SE automatic.



Smart Electric Tailgate (Premium SE). Sensors detect the approach and presence of the key-carrying driver and the tailgate automatically lifts open to provide effortless access to the generous load space.



Parking System – Smart Park Assist (Premium SE auto). Activated sensors can identify a viable parallel parking space, and steer the Tucson perfectly into the space. SPAS also steers the car into right angle spaces. You control the pedals, the system does the rest.



Impressive load area. Up to 513-litres of boot space (S model) behind the rear seats can be extended to 1,503 litres by folding down the rear seats. They can be split in the ratio 60:40, so you can vary the seating and load carrying to suit your needs.



New navigation system with TomTom LIVE Services (SE Nav, Premium and Premium SE). Free 7-year subscription to TomTom LIVE Services provides precise information about traffic, speed cameras, weather and local facilities, all displayed on the 8" touchscreen.



S Packed with cutting-edge technologies, there's nothing standard about this specification.

- | | | |
|---|--|--|
| <ul style="list-style-type: none"> • 16" Alloy Wheels • 6 Airbags – Front, Front Seat Side & Curtain Airbags • Active Bonnet System • Air Conditioning • Anti-lock Brake System (ABS) with Electronic Brake-force Distribution (EBD) • Automatic Headlights with Dusk Sensor • Bluetooth® Connectivity • Body Coloured Door Handles • Cloth Seat Trim • Door Mirrors – Electric Adjustment and Heated • Downhill Brake Control (DBC) | <ul style="list-style-type: none"> • Electric Windows – Front and Rear • Electronic Stability Programme (ESP) • Hill-start Assist Control (HAC) • ISOfix Child Seat Anchorage Points (outer seats only) – Rear • LED Daytime Running Lights • LED Positioning Lights • Projection Headlights • Rear Spoiler with Integrated LED Brake Light • Reclining Rear Seats • Remote Central Locking with Alarm • Retractable Load Cover • Side Body Moulding – Black | <ul style="list-style-type: none"> • Steering Wheel Audio and Phone Controls • Stereo RDS DAB Digital Radio with MP3 Compatibility • Trailer Stability Assist (TSA) • Tyre Pressure Monitoring System (TPMS) with Individual Tyre Display • USB and Aux Connections |
|---|--|--|

BLUE DRIVE MODELS BENEFIT FROM THE FOLLOWING FEATURE TO REDUCE CO₂ AND IMPROVE MPG:

- Intelligent Stop & Go (ISG)



SE + SE Nav Stylish and practical extra features enhance every drive, no matter the destination.

SE OFFERS THE FOLLOWING FEATURES OVER S:

- | | | |
|---|---|--|
| <ul style="list-style-type: none"> • 17" Alloy Wheels • Automatic De-fog System for Front Windscreen • Climate Control – Dual Zone with Ioniser • Door Mirrors – Electric Adjustment and Heated with Power Folding Function • Drive Mode Select (automatic transmission only) • Driver's Seat Electric Lumbar Support • Electric Windows – Front and Rear with Driver's Anti-Trap Mechanism and One Touch Control • Flex Steer (manual transmission only) • Fog Lights – Front | <ul style="list-style-type: none"> • Full Size Alloy Spare Wheel (Tyre Repair Kit on 1.6 GDi Blue Drive) • Glove Compartment – Illuminated with Cooling Function • Heated Front Seats • Lane Departure Warning System with Lane Keep Assist • Leather Wrapped Steering Wheel and Gear Knob • LED Rear Lights • Luggage Net • Parking Sensors – Rear • Projection Headlights with Static Cornering Lights • Roof Rails | <ul style="list-style-type: none"> • Skid Plate Front – Silver • Soft Touch Door Top & Centre Trim |
|---|---|--|

SE Nav FEATURES OVER SE

- 8" Touchscreen Satellite Navigation with Traffic Messaging Channel, Reversing Camera, Shark Fin Antenna, MapCare and TomTom LIVE® Services
- Skid Plate Rear – Silver (2.0 CRDi & 1.6 T-GDi only)
- Speed Limit Information Function (SLIF)
- Twin Exhaust Finisher (2.0 CRDi & 1.6 T-GDi only)



Premium The next level in technology and comfort to help you make the most of your journey.

PREMIUM OFFERS THE FOLLOWING FEATURES OVER SE NAV:


- | | | |
|--|--|--|
| • 19" Alloy Wheels (17" Alloy Wheels on 1.7 CRDi Blue Drive) | • Door Mirrors – Electric Adjustment and Heated with Power Folding Function and Puddle Lamps | • Leather Effect Driver's Knee Bolster |
| • Automatic Dimming Rear View Mirror with Compass | • Driver's and Passenger's Seat Electric Adjustment | • Leather Seat Trim (seat facings only) |
| • Automatic Windscreen Wipers with Rain Sensor | • Electric Parking Brake (automatic transmission only) | • Parking Sensors – Front and Rear |
| • Autonomous Emergency Braking (AEB) | • Front Windscreen Wiper De-icer | • Privacy Glass |
| • Blind Spot Detection System (BSD) | • Heated Rear Seats (outer rear seats only) | • Radiator Grille – Chrome Effect |
| • Chrome Effect Beltline Moulding | | • Rear Cross Traffic Alert (RCTA) |
| | | • Side Body Moulding – Silver |
| | | • Solar Glass with Windscreen Shade Band |
| | | • Supervision Instrument Cluster |



Premium SE Luxury, style and technology combine for the perfect driving experience.

PREMIUM SE OFFERS THE FOLLOWING FEATURES OVER PREMIUM:


- | | | |
|---|--|---|
| • Chrome Effect Door Handles with Front Handle Illumination | • Keyless Smart Entry with Engine Start/Stop Button | • Sunroof – Panoramic Glass Electric Tilt and Slide |
| • Headlights – LED with Automatic Levelling and Washer | • Parking System – Smart Park Assist (automatic transmission only) | • Ventilated Front Seats |
| • Heated Steering Wheel | • Smart Electric Tailgate | |



Black cloth
S MODELS




Black cloth
SE & SE NAV MODELS



Black leather (SEATS FACINGS)
PREMIUM & PREMIUM SE MODELS



Beige leather (SEATS FACINGS)
OPTIONAL ON PREMIUM & PREMIUM SE MODELS



Red leather (SEATS FACINGS)
OPTIONAL ON PREMIUM SE MODELS
WITH THESE EXTERIOR COLOURS:

Polar White	Platinum Silver	White Sand
Moon Rock	Phantom Black	Thunder Grey

	S	SE	SE Nav	Premium	Premium SE
ENGINE & TRANSMISSION					
1.6 GDi 132PS Blue Drive – 6 Speed Manual Transmission – 2WD	●	●	●	–	–
1.6 T-GDi 177PS – 6 Speed Manual Transmission – 4WD	–	–	–	●	●
1.6 T-GDi 177PS – 7 Speed DCT Transmission – 4WD	–	–	–	●	●
1.7 CRDi 116PS Blue Drive – 6 Speed Manual Transmission – 2WD	●	●	●	●	–
2.0 CRDi 136PS Blue Drive – 6 Speed Manual Transmission – 2WD	–	–	●	●	●
2.0 CRDi 136PS – 6 Speed Manual Transmission – 4WD	–	–	●	●	●
2.0 CRDi 136PS – 6 Speed Automatic Transmission – 4WD	–	–	●	●	●
2.0 CRDi 185PS – 6 Speed Manual Transmission – 4WD	–	–	●	●	●
2.0 CRDi 185PS – 6 Speed Automatic Transmission – 4WD	–	–	●	●	●
EXTERIOR					
16" Alloy Wheels	●	–	–	–	–
17" Alloy Wheels	–	●	●	–	–
19" Alloy Wheels (17" Alloy Wheels on 1.7 CRDi Blue Drive)	–	–	–	●	●
Body Coloured Bumpers	●	●	●	●	●
Body Coloured Door Handles and Mirrors	●	●	●	●	–
Chrome Effect Beltline Moulding	–	–	–	●	●
Chrome Effect Door Handles with Front Handle Illumination	–	–	–	–	●
Metallic / Pearl Paint	○	○	○	○	○
Radiator Grille – Chrome Effect	–	–	–	●	●
Rear Spoiler with Integrated LED Brake Light	●	●	●	●	●
Roof Rails	–	●	●	●	●
Side Body Moulding – Black	●	●	●	–	–
Side Body Moulding – Silver	–	–	–	●	●
Skid Plate Front – Silver	–	●	●	●	●
Skid Plate Rear – Silver (2.0 CRDi & 1.6 T-GDi only)	–	–	●	●	●
Solid Paint	●	●	●	●	●
Twin Exhaust Finisher (2.0 CRDi & 1.6 T-GDi only)	–	–	●	●	●
INTERIOR					
Interior Door Handles – Chrome Effect	–	●	●	●	●
Interior Light – Luggage Compartment	●	●	●	●	●
Leather Effect Driver's Knee Bolster	–	–	–	●	●
Leather Wrapped Steering Wheel and Gear Knob	–	●	●	●	●
Soft Touch Door Top & Centre Trim	–	●	●	●	●
SEATING					
Cloth Seat Trim	●	●	●	–	–
Driver's and Passenger's Seat Electric Adjustment	–	–	–	●	●
Driver's Seat Electric Lumbar Support	–	●	●	●	●

	S	SE	SE Nav	Premium	Premium SE
Driver's Seat Height Adjustment	●	●	●	●	●
Head Restraints – Vertical and Horizontal Adjustment	●	●	●	●	●
Heated Front Seats	–	●	●	●	●
Heated Rear Seats (outer rear seats only)	–	–	–	●	●
Leather Seat Trim (seat facings only)	–	–	–	●	●
Reclining Rear Seats	●	●	●	●	●
Split Folding Rear Seats (60/40)	●	●	●	●	●
Ventilated Front Seats	–	–	–	–	●
VENTILATION & VISIBILITY					
Adjustable Intermittent Front Windscreen Wipers with Aero Wiper Blade	●	●	●	●	●
Air Conditioning	●	–	–	–	–
Automatic De-fog System for Front Windscreen	–	●	●	●	●
Automatic Dimming Rear View Mirror with Compass	–	–	–	●	●
Automatic Headlights with Dusk Sensor	●	●	●	●	●
Automatic Windscreen Wipers with Rain Sensor	–	–	–	●	●
Climate Control – Dual Zone with Ioniser	–	●	●	●	●
Fog Lights – Front	–	●	●	●	●
Front Windscreen Wiper De-icer	–	–	–	●	●
Headlights – LED with Automatic Levelling and Washer	–	–	–	–	●
LED Rear Lights	–	●	●	●	●
LED Daytime Running Lights	●	●	●	●	●
LED Positioning Lights	●	●	●	●	●
Privacy Glass	–	–	–	●	●
Projection Headlights	●	–	–	–	–
Projection Headlights with Static Cornering Lights	–	●	●	●	●
Solar Glass with Windscreen Shade Band	–	–	–	●	●
Sunroof – Panoramic Glass Electric Tilt & Slide	–	–	–	–	●
Tinted Glass with Windscreen Shade Band	●	●	●	●	●
Windscreen Washer Fluid Sensor and Warning Indicator	●	●	●	●	●
CONVENIENCE					
12V Power Outlet in Front Console and Luggage Compartment	●	●	●	●	●
Arm Rest – Front with Storage	●	●	●	●	●
Arm Rest – Rear with Cup Holders	●	●	●	●	●
Bottle Holders – Front Centre Console, Front Door	●	●	●	●	●
Courtesy Light- Front Door	●	●	●	●	●
Cruise Control with Speed Limiter	–	●	●	●	●
Door Mirrors – Electric Adjustment and Heated	●	●	●	●	●
Door Mirrors – Electric Adjustment and Heated with Power Folding Function	–	●	●	●	●

	S	SE	SE Nav	Premium	Premium SE
Door Mirrors – Electric Adjustment and Heated with Power Folding Function and Puddle Lamps	–	–	–	●	●
Electric Windows – Front and Rear	●	–	–	–	–
Electric Windows – Front and Rear with Driver's Anti-Trap Mechanism and One Touch Control	–	●	●	●	●
Follow-me-home Headlight Function	●	●	●	●	●
Front Map Reading Light	●	●	●	●	–
Front Seat Back Pockets– Driver and Passenger Seat	●	●	●	●	●
Full Size Alloy Spare Wheel (Tyre Repair Kit on SE 1.6 GDi Blue Drive)	–	●	●	●	●
Glove Compartment – Illuminated with Cooling Function	–	●	●	●	●
Heated Steering Wheel	–	–	–	–	●
Interior Personal LED Light	–	–	–	–	●
Luggage Hooks	●	●	●	●	●
Luggage Net	–	●	●	●	●
Retractable Load Cover	●	●	●	●	●
Smart Electric Tailgate	–	–	–	–	●
Steering Column – Height and Reach Adjustable	●	●	●	●	●
Sun Visors – With Vanity Mirrors and Driver Ticket Holder	●	●	●	●	●
Sun Visors – With Vanity Mirrors and Driver Ticket Holder and Illumination	–	●	●	●	●
Sunglasses Holder	●	●	●	●	●
Tyre Repair Kit	●	–	–	–	–
TECHNOLOGY & ENTERTAINMENT					
6 Speakers – 2 Tweeters, 2 Front Door, 2 Rear Door	●	●	●	●	●
8" Touchscreen Satellite Navigation with Traffic Messaging Channel, Reversing Camera, Shark Fin Antenna, MapCare and TomTom LIVE® Services*	–	–	●	●	●
Bluetooth® Connectivity**	●	●	●	●	●
Digital Clock	●	●	●	●	●
Drive Mode Select (automatic transmission only)	–	●	●	●	●
Flex Steer (manual transmission only)	–	●	●	●	●
Parking Sensors – Front and Rear	–	–	–	●	●
Parking Sensors – Rear	–	●	●	●	●
Parking System – Smart Park Assist (automatic transmission only)	–	–	–	–	●
Steering Wheel Audio and Phone Controls	●	●	●	●	●
Stereo RDS DAB Digital Radio with MP3 Compatibility	●	●	●	●	●
Supervision Instrument Cluster	–	–	–	●	●
Trip Computer	●	●	●	●	●
USB and Aux Connections	●	●	●	●	●

● Standard ○ Optional at extra cost
* Tom Tom Live Services includes a 7 year subscription. Please contact your dealer for full details.
** Please contact your dealer for the latest list of compatible phones.
*** 5 Year Unlimited Mileage Warranty terms and exclusions apply. Please see www.hyundai.co.uk or ask your local dealer for full terms and exclusions.

	S	SE	SE Nav	Premium	Premium SE
SAFETY & SECURITY					
6 Airbags – Front, Front Seat Side & Curtain Airbags	●	●	●	●	●
Anti-lock Brake System (ABS) with Electronic Brake-force Distribution (EBD)	●	●	●	●	●
Active Bonnet System	●	●	●	●	●
Auto Hold Function (automatic transmission only)	–	–	–	●	●
Autonomous Emergency Braking (AEB)	–	–	–	●	●
Blind Spot Detection System (BSD)	–	–	–	●	●
Brake Assist System (BAS)	●	●	●	●	●
Childproof Rear Door Locks	●	●	●	●	●
Curtain Airbag Rollover Sensor	●	●	●	●	●
Deadlocks	●	●	●	●	●
Downhill Brake Control (DBC)	●	●	●	●	●
Electric Parking Brake (automatic transmission only)	–	–	–	●	●
Electronic Stability Programme (ESP)	●	●	●	●	●
Emergency Stop Signal (ESS)	●	●	●	●	●
Front Passenger Airbag De-activation Switch	●	●	●	●	●
Height Adjustable Front Seatbelts	●	●	●	●	●
Hill-start Assist Control (HAC)	●	●	●	●	●
Immobiliser	●	●	●	●	●
ISOfix Child Seat Anchorage Points (outer seats only) – Rear	●	●	●	●	●
Keyless Smart Entry with Engine Start/Stop Button	–	–	–	–	●
Lane Departure Warning System with Lane Keep Assist	–	●	●	●	●
Locking Wheel Nuts	●	●	●	●	●
Rear Cross Traffic Alert (RCTA)	–	–	–	●	●
Remote Central Locking with Alarm	●	●	●	●	●
Seatbelt Anchor Pre-tensioners – Front	●	●	●	●	●
Seatbelt Reminder – Front & Rear	●	●	●	●	●
Speed Limit Information Function (SLIF)	–	–	●	●	●
Speed Sensitive Automatic Door Locking	●	●	●	●	●
Trailer Stability Assist (TSA)	●	●	●	●	●
Tyre Pressure Monitoring System (TPMS) with Individual Tyre Display	●	●	●	●	●
Vehicle Stability Management (VSM)	●	●	●	●	●
WARRANTY***					
Five Year Unlimited Mileage Warranty Five Year Roadside Assistance Five Year Annual Vehicle Health Checks	●	●	●	●	●
10 Years' Anti-Perforation Warranty	●	●	●	●	●

	1.6 GDI 132PS Blue Drive 6 Speed Manual 2WD	1.6 T-GDI 177PS 6 Speed Manual 4WD	1.6 T-GDI 177PS 7 Speed DCT 4WD	1.7 CRDi 116PS Blue Drive 6 Speed Manual 2WD	2.0 CRDi 136PS Blue Drive 6 Speed Manual 2WD	2.0 CRDi 136PS 6 Speed Manual 4WD	2.0 CRDi 136PS 6 Speed Auto 4WD	2.0 CRDi 185PS 6 Speed Manual 4WD	2.0 CRDi 185PS 6 Speed Auto 4WD
ENGINE									
Euro Status	Euro VI	Euro VI	Euro VI	Euro VI	Euro VI	Euro VI	Euro VI	Euro VI	Euro VI
Type	4 Cylinder DOHC	4 Cylinder DOHC	4 Cylinder DOHC	4 Cylinder DOHC	4 Cylinder DOHC	4 Cylinder DOHC	4 Cylinder DOHC	4 Cylinder DOHC	4 Cylinder DOHC
	16 valve	16 valve	16 valve	16 valve	16 valve	16 valve	16 valve	16 valve	16 valve
Displacement (cc)	1,591	1,591	1,591	1,685	1,995	1,995	1,995	1,995	1,995
Bore & stroke (mm)	77 x 85.44	77 x 85.44	77 x 85.44	77.2 x 90	84 x 90	84 x 90	84 x 90	84 x 90	84 x 90
Compression ratio	11 : 1	10 : 1	10 : 1	15.7 : 1	16 : 1	16 : 1	16 : 1	16 : 1	16 : 1
Max power (kW/PS)	97/132 @ 6,300 rpm	130/177 @ 5,500 rpm	130/177 @ 5,500 rpm	85 /116 @ 4,000	100/136 @ 2,750~4,000 rpm	100/136 @ 2,750~4,000 rpm	100/136 @ 2,750~4,000 rpm	136/185 @ 4,000 rpm	136/185 @ 4,000 rpm
Torque (Nm/lbs ft)	161/119 @ 4,850 rpm	265/195 @ 1,500~4,500 rpm	265/195 @ 1,500~4,500 rpm	280/207 @ 1,250 - 2,500 rpm	373/275 @ 1,800~2,500 rpm	373/275 @ 1,800~2,500 rpm	373/275 @ 1,800~2,500 rpm	400/295 @ 1,750~2,750 rpm	400/295 @ 1,750~2,750 rpm
0-62mph (seconds)	11.5	9.5	9.1	13.7	10.6	10.9	12.0	TBC	TBC
Top speed (mph)	113	126	125	109	116	114	114	125	125
SUSPENSION									
Front	MacPherson strut with coil spring								
Rear	Multi link type								
STEERING									
System	Motor Power Assisted Rack and Pinion Type Steering								
Steering wheel lock to lock turns	2.71								
Turning circle (metres)	10.6								
BRAKES									
System	Dual diagonal split circuit power assisted with Electronic Brake-force Distribution (EBD)								
Front	Ventilated discs, floating caliper								
Rear	Solid discs, floating caliper								
TYRES									
S	215/70 R16	-	-	215/70 R16	-	-	-	-	-
SE	225/60 R17	-	-	225/60 R17	-	-	-	-	-
SE Nav	225/60 R17	-	-	225/60 R17	225/60 R17	225/60 R17	225/60 R17	225/60 R17	225/60 R17
Premium	-	245/45 R19	245/45 R19	225/60 R17	245/45 R19	245/45 R19	245/45 R19	245/45 R19	245/45 R19
Premium SE	-	245/45 R19	245/45 R19	-	245/45 R19	245/45 R19	245/45 R19	245/45 R19	245/45 R19
WHEELS									
S	6.5J x 16	-	-	6.5J x 16	-	-	-	-	-
SE	7.0J x 17	-	-	7.0J x 17	-	-	-	-	-
SE Nav	7.0J x 17	-	-	7.0J x 17	7.0J x 17	7.0J x 17	7.0J x 17	7.0J x 17	7.0J x 17
Premium	-	7.5J x 19	7.5J x 19	7.0J x 17	7.5J x 19	7.5J x 19	7.5J x 19	7.5J x 19	7.5J x 19
Premium SE	-	7.5J x 19	7.5J x 19	-	7.5J x 19	7.5J x 19	7.5J x 19	7.5J x 19	7.5J x 19
DIMENSIONS									
Overall length (mm)	4,475								
Overall width (mm)	1,850								

		1.6 GDI 132PS Blue Drive 6 Speed Manual 2WD	1.6 T-GDi 177PS 6 Speed Manual 4WD	1.6 T-GDi 177PS 7 Speed DCT 4WD	1.7 CRDi 116PS Blue Drive 6 Speed Manual 2WD	2.0 CRDi 136PS Blue Drive 6 Speed Manual 2WD	2.0 CRDi 136PS 6 Speed Manual 4WD	2.0 CRDi 136PS 6 Speed Auto 4WD	2.0 CRDi 185PS 6 Speed Manual 4WD	2.0 CRDi 185PS 6 Speed Auto 4WD
Overall height (mm)	S	1,645	–	–	1,645	–	–	–	–	–
	SE	1,650	–	–	1,650	–	–	–	–	–
	SE Nav	1,650	–	–	1,650	1,650	1,650	1,650	1,650	1,650
	Premium	–	1,650	1,650	1,650	1,650	1,650	1,650	1,650	1,650
	Premium SE	–	1,650	1,650	–	1,650	1,650	1,650	1,650	1,650
Wheelbase (mm)		2,670								
Track-front / Track-rear (mm)	S	1,620 / 1,631	–	–	1,620 / 1,631	–	–	–	–	–
	SE	1,608 / 1,620	–	–	1,608 / 1,620	–	–	–	–	–
	SE Nav	1,608 / 1,620	–	–	1,608 / 1,620	1,608 / 1,620	1,608 / 1,620	1,608 / 1,620	1,608 / 1,620	1,608 / 1,620
	Premium	–	1,604 / 1,615	1,604 / 1,615	1,604 / 1,615	1,604 / 1,615	1,604 / 1,615	1,604 / 1,615	1,604 / 1,615	1,604 / 1,615
	Premium SE	–	1,604 / 1,615	1,604 / 1,615	1,604 / 1,615	1,604 / 1,615	1,604 / 1,615	1,604 / 1,615	1,604 / 1,615	1,604 / 1,615
WEIGHTS & CAPACITIES										
Luggage capacity VDA (litres) Seats up / Seats down		513 / 1,503	488 / 1,478	488 / 1,478	488 / 1,478 (513 / 1,503 for S)	488 / 1,478	488 / 1,478	488 / 1,478	488 / 1,478	488 / 1,478
Kerb weight (kg)		1,464	1,669	1,695	1,580	1,695	1,751	1,779	1,751	1,779
Gross vehicle weight (kg)		1,895	2,170	2,190	2,000	2,235	2,250	2,250	2,250	2,250
Max tow weight (kg) Braked		1,400	1,900	1,600	1,400	2,200	2,200	1,900	2,200	1,900
Max tow weight (kg) Unbraked		650	750	750	750	750	750	750	750	750
Noseweight (kg)		100								
Max roof weight (kg)		100								
Fuel tank capacity (litres)		62								
OFF ROAD ABILITY – 4WD MODELS ONLY										
Approach angle (°)		–	17.2	17.2	–	–	17.2	17.2	17.2	17.2
Departure angle (°)		–	23.9	23.9	–	–	23.9	23.9	23.9	23.9
Ramp over brake angle (°)		–	18.6	18.6	–	–	18.6	18.6	18.6	18.6
Minimim ground clearance (mm)		–	172	172	–	–	172	172	172	172
FUEL CONSUMPTION & EMISSIONS										
Urban mpg (l/100km)*		35.8 (7.9)	28.2 (10.0)	30.7 (9.2)	52.3 (5.4)	50.4 (5.6)	47.1 (6.0)	38.2 (7.4)	39.8 (7.1)	35.3 (8.0)
Extra urban mpg (l/100km)*		52.3 (5.4)	45.6 (6.2)	43.5 (6.5)	67.3 (4.2)	64.2 (4.4)	58.9 (4.8)	52.3 (5.4)	54.3 (5.2)	50.4 (5.6)
Combined mpg (l/100km)*		44.8 (6.3)	37.2 (7.6)	37.7 (7.5)	61.7 (4.6)	58.9 (4.8)	54.3 (5.2)	46.3 (6.1)	47.9 (5.9)	43.5 (6.5)
CO ₂ Emissions (g/km) †		147	177	175	119	127	139	160	154	170

* The results given above do not express or imply any guarantee of fuel consumption of any model to which this brochure refers. The driver's style and road traffic conditions, as well as the extent to which the vehicle has been driven and the standard of maintenance, will affect its fuel consumption.
[†] g/km = grams of emitted substance per kilometre travelled. CO₂ = Carbon Dioxide

TUCSON DIMENSIONS





Hyundai Motor Finance

Hyundai Motor Finance provides a range of products to make the purchase of your Hyundai even more accessible. To meet your requirements our plans are simple but offer you the same quality and flexibility as your new Hyundai. Applying for a finance plan through your local Hyundai dealer is easy and they will support you in choosing the right plan for your needs.

As a customer your satisfaction is at the heart of our business, and whilst you are able to manage your account online, we are only a phone call away should you require any help or assistance. We offer two main products to assist in your car purchase:

CONDITIONAL SALE

Conditional Sale is a simple and traditional way to finance your car over a fixed period. You decide to fund the entire purchase price or put down a deposit and as your interest rate is fixed you'll pay the same amount each month. After all repayments have been made you'll own the car.

PERSONAL CONTRACT PURCHASE (PCP)

Personal Contract Purchase could make it easier for you to get behind the wheel of your Hyundai, it may also help you to change your car on a more regular basis.

The way it works is simple, you decide what level of deposit to pay. From nil, up to a maximum of 50%. You also decide your repayment period (typically 25, 37 or 49 months) and set your anticipated annual mileage. This will determine your optional final payment.

You will then make fixed monthly repayments based on the outstanding balance and interest, less your optional final payment, and at the end of your monthly repayment period you will have three choices: return, retain or renew.

RETURN: you can hand the car back to us, with nothing further to pay (subject to fair wear and tear, and/or excess mileage charges may apply).

RETAIN: you can pay the optional final payment and the car is yours.

RENEW: you can part exchange the car, using any equity over and above the optional final payment as deposit on your next car (equity is anticipated, but this cannot be guaranteed).

* You will not own the vehicle until all payments are made. T&Cs apply. Finance subject to status. Applicants must be 18 or over. Guarantee/Indemnity may be required. Hyundai Motor Finance, RH1 1SR



5 Year Unlimited Mileage Warranty

The passion and belief we have in the quality of our products mean we can offer an aftercare package to match. Visit your local Hyundai Authorised Repairer and we'll attend to you straight away, giving you a fully-inclusive quote for the work you've requested.

Only Hyundai Trained Technicians will carry out this work, and we'll also check for any software updates to keep your car running smoothly. You can also be sure that we'll only use Hyundai Genuine Parts which have been thoroughly tested and approved. On collection, we'll explain your invoice and call you within 3 days of your appointment to check you're completely satisfied.

As the people who know your car best, the quality of our service is second to none.

5 YEAR UNLIMITED MILEAGE WARRANTY

A manufacturer backed, unlimited mileage, 5 Year Warranty* protects your Hyundai against manufacturing defects** and is fully transferable to the next owner.

5 YEAR ROADSIDE ASSISTANCE

24 hour roadside assistance should you ever need it, anywhere in the UK or Channel Islands.

5 YEAR ANNUAL VEHICLE HEALTH CHECKS

A free, expert visual inspection by your Hyundai dealer on key areas of your car, to help sort any problems and ensure trouble-free motoring.

ADDITIONAL AFTERCARE

A 10 year Anti-perforation warranty against perforation of the bodywork, from the inside of the panel outwards.

* 5 Year Unlimited Mileage Warranty terms and exclusions apply. Please see www.hyundai.co.uk or ask your local dealer for full terms and exclusions.

** Vehicles used for taxi or private hire are covered by a 5 year, 100,000 mile warranty. Cover excludes fair wear and tear.



Motability Plans

The Motability plan will enable some of you to purchase a Hyundai at a preferential rate. If you receive the Higher Rate Mobility Component of the Disability Living Allowance, you're entitled to access this excellent scheme. In recognition of your requirements, many Hyundai models can be ordered on the 3 year Contract Hire Scheme.

You'll benefit from advantageous features like power steering, height-adjustable driver's seat and automatic gearbox, which all come as standard.

Most of our dealers are Motability Accredited, so just contact them and they'll be happy to help. If you'd like to read about the scheme in more depth, simply visit www.motability.co.uk



Ownership

We're always thinking about how to make owning a Hyundai an enjoyable experience and that's exactly what you get with a Hyundai Fixed Price Service Plan. As a valued customer, we'll take care of all your Hyundai's scheduled servicing for up to 5 years or 50,000 miles.

Being covered by a Hyundai Fixed Price Service Plan means:

- Your Hyundai's servicing is covered in a single payment that can be included in your finance agreement
- You have a choice to cover your servicing for 3 or 5 years*
- Only trained Technicians will expertly assess and service your Hyundai
- Should any parts need replacing during your servicing, your Hyundai will be fitted with Hyundai Genuine Parts

For more information, simply contact your local Hyundai dealer or our Customer Services team, who will be happy to help.

* Price varies according to model, fuel type and mileage. Only available on vehicles registered on or after 1st March 2013. Price includes VAT where applicable. Time and mileage restrictions apply. Excludes seasonal checks. Terms and conditions apply.



MyHyundai

MyHyundai is a complimentary and exclusive owners' club with a variety of unique benefits that'll make your ownership experience even more enjoyable.

As well as amazing offers that range from incredible getaways to indulgent gifts, you'll also be able to set your own alerts and preferences, while storing all your car's details in one, easily-accessible place.



Staying In Touch

We're committed to offering you the very best. That means, as well as delivering impressive cars, we'll also deliver helpful advice and service, every step of the way. Simply contact us on **0800 981 981** or visit our website at www.hyundai.co.uk



Keep up to date with our news on our Facebook page at www.facebook.com/hyundaiuk



See all our latest tweets at www.twitter.com/hyundai_uk



View our latest videos at www.youtube.com/user/hyundaimotoruk

NEW THINKING. NEW POSSIBILITIES.

At the heart of the Hyundai brand is the desire to think differently and challenge convention. This has led us to distribute cars in over 190 different countries across the world. Our forward thinking philosophy means we're always evolving our approach, to create cars that exceed your expectations. It means that every Hyundai has been engineered to surprise you with its built-in quality. To complement you with its crisply fluidic design. And to protect you, your family and your passengers with its strength. Prepare to enjoy a world of new possibilities.



www.facebook.com/hyundaiuk



www.twitter.com/hyundai_uk




www.youtube.com/user/hyundaimotoruk

Specifications shown in this brochure are based upon the latest available information at the time of printing. The colours and finishes reproduced in this brochure are subject to the limitations of the printing process and may vary from the actual colour and paint finish.

In line with our policy of continual product improvement Hyundai Motor UK Ltd reserves the right to make changes at any time, without notice, to prices, colours, material, design, shape, specifications and models, and to discontinue items. For the latest details, please consult your Hyundai dealer.

Your local Hyundai dealer:



Customer enquiries: 0800 981 981



This brochure is printed on FSC® (Forestry Stewardship Council) certified paper which has been produced at a mill and printed by a printer that has been certified to the ISO 14001 environmental standard using vegetable oil based inks and aqueous based coatings. It can be disposed of by recycling, incineration for recovery or is biodegradable.



Model on front cover:

Tucson Premium SE in White Sand metallic paint (not to UK specification). 08/15 HB2471



Hyundai Motor UK Ltd

728 London Road, High Wycombe, Bucks HP11 1HE

T: 01494 428600 F: 01494 428699 www.hyundai.co.uk

All-New Tucson Price Guide & Model Details

All-New Tucson Price Guide

July 2015

July 2015

	FUEL TYPE	CO ₂ EMISSIONS G/KM	INSURANCE GROUP (1-50)	VED BAND	BASIC RETAIL PRICE	VAT	RETAIL PRICE	RECOMMENDED ON THE ROAD PRICE	P11D VALUE	BIK TAX %
S										
1.6 GDi 132ps Blue Drive	P	147	TBC	F	14,934.17	2,986.83	17,921.00	18,695.00	18,495.00	24
1.7 CRDi 116ps Blue Drive	D	119	TBC	C	16,305.00	3,261.00	19,566.00	20,195.00	20,140.00	21
SE										
1.6 GDi 132ps Blue Drive	P	147	TBC	F	16,434.17	3,286.83	19,721.00	20,495.00	20,295.00	24
1.7 CRDi 116ps Blue Drive	D	119	TBC	C	17,805.00	3,561.00	21,366.00	21,995.00	21,940.00	21
SE Nav										
1.6 GDi 132ps Blue Drive	P	147	TBC	F	17,100.83	3,420.17	20,521.00	21,295.00	21,095.00	24
1.7 CRDi 116ps Blue Drive	D	119	TBC	C	18,471.67	3,694.33	22,166.00	22,795.00	22,740.00	21
2.0 CRDi 136ps Blue Drive	D	127	TBC	D	19,638.33	3,927.67	23,566.00	24,195.00	24,140.00	23
2.0 CRDi 136ps 4WD	D	139	TBC	E	20,888.33	4,177.67	25,066.00	25,825.00	25,640.00	25
2.0 CRDi 136ps 4WD auto	D	160	TBC	G	21,971.67	4,394.33	26,366.00	27,175.00	26,940.00	30
2.0 CRDi 185ps 4WD	D	154	TBC	G	21,571.67	4,314.33	25,886.00	26,695.00	26,460.00	28
2.0 CRDi 185ps 4WD auto	D	170	TBC	H	22,600.83	4,520.17	27,121.00	28,045.00	27,695.00	32
Premium										
1.7 CRDi 116ps Blue Drive	D	119	TBC	C	20,346.67	4,069.33	24,416.00	25,045.00	24,990.00	21
2.0 CRDi 136ps Blue Drive	D	127	TBC	D	21,513.33	4,302.67	25,816.00	26,445.00	26,390.00	23
2.0 CRDi 136ps 4WD	D	139	TBC	E	22,763.33	4,552.67	27,316.00	28,075.00	27,890.00	25
2.0 CRDi 136ps 4WD auto	D	160	TBC	G	23,930.00	4,786.00	28,716.00	29,525.00	29,290.00	30
2.0 CRDi 185ps 4WD	D	154	TBC	G	23,446.67	4,689.33	28,136.00	28,945.00	28,710.00	28
2.0 CRDi 185ps 4WD auto	D	170	TBC	H	24,559.17	4,911.83	29,471.00	30,395.00	30,045.00	32
1.6 T-GDi 177ps 4WD	P	177	TBC	I	21,638.33	4,327.67	25,966.00	26,945.00	26,540.00	30
1.6 T-GDi 177ps 4WD DCT	P	175	TBC	H	22,892.50	4,578.50	27,471.00	28,395.00	28,045.00	30

DCT = Dual Clutch Transmission
* For full service package details and terms and conditions, please speak to your dealer or visit www.hyundai.co.uk.
† 5 Year Warranty terms and exclusions apply. Please see www.hyundai.co.uk for terms and exclusions.
‡ Please contact your dealer for the latest list of compatible mobile phones.
All prices are in Great British Pounds and are correct at time of print. For full specifications and features please check with your local dealer or visit www.hyundai.co.uk.

	FUEL TYPE	CO ₂ EMISSIONS G/KM	INSURANCE GROUP (1-50)	VED BAND	BASIC RETAIL PRICE	VAT	RETAIL PRICE	RECOMMENDED ON THE ROAD PRICE	P11D VALUE	BIK TAX %
Premium SE										
2.0 CRDi 136ps Blue Drive	D	127	TBC	D	23,096.67	4,619.33	27,716.00	28,345.00	28,290.00	23
2.0 CRDi 136ps 4WD	D	139	TBC	E	24,346.67	4,869.33	29,216.00	29,975.00	29,790.00	25
2.0 CRDi 136ps 4WD auto	D	160	TBC	G	25,555.00	5,111.00	30,666.00	31,475.00	31,240.00	30
2.0 CRDi 185ps 4WD	D	154	TBC	G	25,030.00	5,006.00	30,036.00	30,845.00	30,610.00	28
2.0 CRDi 185ps 4WD auto	D	170	TBC	H	26,184.17	5,236.83	31,421.00	32,345.00	31,995.00	32
1.6 T-GDi 177ps 4WD	P	177	TBC	I	23,221.67	4,644.33	27,866.00	28,845.00	28,440.00	30
1.6 T-GDi 177ps 4WD DCT	P	175	TBC	H	24,517.50	4,903.50	29,421.00	30,345.00	29,995.00	30

OPTIONAL EXTRAS	BASIC RETAIL PRICE	VAT	RETAIL PRICE
Metallic/Pearl Paint	487.50	97.50	585.00

All-New Tucson Model Details

S

S offers the following features as standard:

- 16" Alloy Wheels
- 6 Airbags – Front, Front Seat Side & Curtain Airbags
- Active Bonnet System
- Air Conditioning
- Anti-lock Brake System (ABS) with Electronic Brake-force Distribution (EBD)
- Automatic Headlights with Dusk Sensor
- Bluetooth® Connectivity†
- Body Coloured Door Handles & Mirrors
- Cloth Seat Trim
- Door Mirrors – Electric Adjustment and Heated
- Downhill Brake Control (DBC)
- Electric Windows – Front and Rear
- Electronic Stability Programme (ESP)
- Hill-start Assist Control (HAC)
- LED Daytime Running Lights
- LED Positioning Lights
- Projection Headlights
- Reclining Rear Seats
- Rear ISOfix Child Seat Anchorage Points (outer seats only)
- Rear Spoiler with Integrated LED Brake Light
- Remote Central Locking with Alarm
- Retractable Load Cover
- Side Body Moulding – Black
- Steering Column – Height and Reach Adjustable
- Steering Wheel Audio and Phone Controls
- Stereo RDS DAB Digital Radio with MP3 Compatibility
- Trailer Stability Assist (TSA)
- Tyre Pressure Monitoring System (TPMS) with Individual Tyre Display

- Tyre Repair Kit
- USB and Aux Connections
- Windscreen Washer Fluid Sensor and Warning Indicator
- 5 Year Unlimited Mileage Warranty†
- 10 Years* Anti-perforation Warranty

Blue Drive benefits from the following feature to reduce CO₂ and improve MPG:

- Intelligent Stop & Go (ISG)

SE

SE offers the following features over S:

- 17" Alloy Wheels
- Automatic De-fog System for Front Windscreen
- Climate Control – Dual Zone with Ioniser
- Door Mirrors – Electric Adjustment and Heated with Power Folding Function
- Driver's Seat Electric Lumbar Support
- Drive Mode Select (automatic transmission only)
- Electric Windows – Front and Rear with Driver's Anti-Trap Mechanism and One Touch Control
- Flex Steer (manual transmission only)
- Fog Lights – Front and Rear
- Full Size Alloy Spare Wheel (Tyre Repair Kit on 1.6 GDI Blue Drive)
- Glove Compartment – Illuminated with Cooling Function
- Heated Front Seats
- Interior Door Handles – Chrome Effect
- Lane Keep Assist (LKAS)
- Leather Wrapped Steering Wheel and Gear Knob
- LED Brake Lights
- Luggage Net
- Parking Sensors – Rear
- Projection Headlights with Static Cornering Lights

- Roof Rails
- Skid Plate – Front Silver
- Skid Plate – Rear Silver (2.0 CRDi & 1.6 TGDl only)
- Soft Touch Door Top & Centre Trim
- Twin Exhaust Finisher (2.0 CRDi & 1.6 TGDl only)

Blue Drive benefits from the following feature to reduce CO₂ and improve MPG:

- Intelligent Stop & Go (ISG)

SE Nav

SE Nav offers the following features over SE:

- 8" Touchscreen Satellite Navigation featuring, TMC, Reversing Camera, MapCare, Tom Tom Live Services and Shark Fin Antenna
- Speed Limit Information System (SLIF)

Blue Drive benefits from the following feature to reduce CO₂ and improve MPG:

- Intelligent Stop & Go (ISG)

Premium

Premium offers the following features over SE Nav:

- 19" Alloy Wheels (17" alloy wheels on 1.7 CRDi Blue Drive)
- Automatic Dimming Rear View Mirror with Compass
- Automatic Windscreen Wipers with Rain Sensor
- Autonomous Emergency Braking (AEB)
- Blind Spot Detection (BSD)
- Chrome Effect Beltline Moulding
- Door Mirrors – Electric Adjustment and Heated with Power Folding Function and Puddle Lamps
- Driver's and Passenger's Seat Electric Adjustment
- Electric Parking Brake (automatic transmission only)
- Front Windscreen Wiper De-icer
- Heated Rear Seats (outer rear seats only)
- Leather Effect Driver's Knee Bolster
- Leather Seat Trim (seat facings only)
- Parking Sensors – Front and Rear
- Privacy Glass
- Radiator Grille – Chrome effect
- Rear Cross Traffic Alert (RCTA)
- Side Body Moulding – Silver
- Solar Glass with Windscreen Shade Band
- Supervision Instrument Cluster

Blue Drive benefits from the following feature to reduce CO₂ and improve MPG:

- Intelligent Stop & Go (ISG)

Premium SE

Premium SE offers the following features over Premium

- Chrome Effect Exterior Door Handles with Front Handle Illumination
- Headlights – LED with Automatic Levelling and Washer
- Heated Steering Wheel
- Keyless Smart Entry with Engine Start/Stop Button
- Parking System – Smart Park Assist (automatic transmission only)
- Smart Electric Tailgate
- Sunroof – Panoramic Glass Electric Tilt and Slide
- Ventilated Front Seats

Blue Drive benefits from the following feature to reduce CO₂ and improve MPG:

- Intelligent Stop & Go (ISG)