



**Santa Fe**





# Welcome to Hyundai. Welcome to Candoism.

Innovation is at the heart of what we do. We call it 'Candoism' and it keeps us focused on the future. Since launching our industry-leading 5 year unlimited mileage warranty, we've become one of the world's fastest growing car companies.

In 2016 we launched IONIQ – the only car available in Hybrid, Electric and Plug-in Hybrid options. 2017 saw us premiere the i30 N, an exciting dive into the world of high quality performance vehicles. In 2018 we introduced the KONA electric, the first fully-electric subcompact SUV in the European market. 2019 has seen the launch of NEXO, our latest innovation in the mass production of zero-emission Hydrogen Fuel Cell vehicles. We've also revolutionised the buying experience with Click to Buy – our clever website which allows you to buy your next Hyundai from the comfort of your sofa. We're proud of what we've achieved in a short space of time.

So what happens next? The answer is inspired by you, our customers, because our next innovation will happen with you in mind. For us 'done' will never be 'done' – we're always excited to start again. Welcome to Candoism. Welcome to Hyundai.





Built for your lifestyle,  
the Santa Fe is packed with  
innovative features and  
advanced technologies.  
It'll give you and your family  
total freedom whenever  
you need it.



Car shown Santa Fe Premium SE in Earthy Bronze metallic paint.





# Style that hints at a sense of adventure.

Created to stand out in any environment, the Santa Fe is proof that family cars can still capture your attention. Bold lines give it an athletic stance that'll turn heads wherever you drive.

A wide, cascading chrome grille and 19-inch alloy wheels add to its elegant appeal, while bold wheel arches indicate its off-road prowess. Composite lights also give it a high-tech allure, hinting at the high level of quality inside. Satin chrome flourishes on the rear bumper and tailgate are designed to draw your eye, while the sleek roofline that runs from headlights to tail lights showcases its dynamic character. Its powerful stance and sporty silhouette ensure it always looks prepared for your next family road trip.



# A luxurious interior surrounded by comfort.

High quality fabrics and soft touch materials make every drive a pleasure. Wherever you go, you'll feel a level of luxury on every trip.

The Santa Fe's well-appointed features start before you even get inside. The Smart Key and Engine Start/Stop Button, available on Premium trim and above lets you enter, exit and start your car, without removing the key from your pocket or bag. Inside the Santa Fe is a first-class experience. From its driver expandable seat cushion to its surround view monitor, you'll appreciate the level of quality inside. An electric tailgate and smart cruise control will further enhance your driving experience, while soft touch fabrics and a premium finish add to the Santa Fe's luxurious appeal.







# Just as much energy as the rest of your family.

To embrace every trip, the Santa Fe combines agile handling with impressive power. Its high level of efficiency means fewer fuel stops and more time to enjoy each drive.




Once you get onto the open road you'll release the potential of the Santa Fe's 2.2 CRDi diesel engine, which delivers up to 200PS. With 6 speed Manual or 8 speed Automatic transmission offering maximum fuel efficiency and durability, the Santa Fe also features R-MDPS - providing better handling and stability at all speeds. With a combination of control and practicality, it's perfect for your next family getaway.



# Advanced technologies to suit your terrain.

The Santa Fe is a car for all conditions – whether it's an inner city school run or a road trip much further afield. That's why it's the first SUV with HTRAC technology, allowing you to choose the ideal driving mode for each adventure.



HTRAC is our latest four-wheel-drive technology, designed to improve handling and traction by detecting where best to send power. It results in more agile handling and better torque application - depending on the wheel grip and the speed of vehicle. It works with Santa Fe's drive modes with either performance or economy in mind, helping to improve acceleration, stability and fuel efficiency. It also increases traction on snow, gravel and other uneven surfaces, as well as enhancing cornering performance. The colour of the instrument panel changes according to the driving mode you select (Comfort, ECO, or Sport). Comfort mode provides optimised torque transfer for more stable driving, ECO mode prioritises fuel economy, while Sport mode boosts performance to deliver a dynamic driving experience. For an even more relaxing trip, use the Smart mode to automatically switch among modes based on road conditions and driving style.








# Relax in the perfect family car.

In the Santa Fe, roomy interiors arrive with increased legroom and plenty of space in the boot. You'll have all the comfort you need to enjoy those special family moments.



Whether you're heading for a family picnic, a round of golf or a camping trip, the 7-passenger Santa Fe offers full flexibility with multiple seat configurations available. Climb into the car with ease by gripping the rear seat walk-in handle located on the inside. Make the most of one-touch folding, which allows you to fold the 2<sup>nd</sup> row seat easily with the push of a button. With the 2<sup>nd</sup> and 3<sup>rd</sup> row folded flat, there's plenty of luggage space in the back. We've thought of everything, so you can focus on your getaway.



# Welcome to Hyundai SmartSense.

With Hyundai SmartSense, our cutting-edge Advanced Driver Assistance Systems, the Santa Fe comes with the latest active safety technology – built to provide you with more protection and peace of mind.



**Lane Keeping Assist (LKA):** A front view camera detects lane markers and road edges helping prevent unintentional lane departures. When the vehicle strays from its lane (or road), the system sets off a visual and sound alarm and automatically steers the vehicle to prevent it from moving out of its lane (or road).



**Autonomous Emergency Braking (AEB) with Pedestrian Recognition:** Sensor Fusion Type Front view camera and front radar are in place to warn the driver of imminent collisions with other vehicles, or even certain types of objects; and if necessary apply emergency braking to prevent from collision.




**Blind-Spot Detection System:** Radar sensors in the rear bumper are used to warn the driver of approaching vehicles in the blind spot area and activate the brakes when there is a collision risk in lane changing manoeuvres. \*Brake Assist is also included in this feature on Premium and Premium SE models with Automatic Transmission only.



**High Beam Assist (HBA):** This function automatically adjusts between high and low beams according to road conditions and the brightness of vehicles ahead or oncoming, promoting the safety and comfort of the driver as well as other vehicles while driving at night.



**Rear Cross Traffic Alert (RCTA):** Radar sensors in the rear bumper monitor cross traffic approaching from left and right side of the vehicle during reverse manoeuvres, and if necessary apply emergency braking to prevent from collision. \* Rear Cross-Traffic Collision Warning (RCCW) is included in this feature.



**Smart Cruise Control with Stop & Go (SCC w/S&G):** This system will maintain the driver's pre-set speed and distance from the vehicle ahead without requiring the driver to use the accelerator or brake pedals. \* Lane Departure Warning (LDW) function is included in this feature.





# Safety innovations for total peace of mind.

Our technologies include a number of safety features such as the Rear Occupancy Alert, keeping your loved ones safe and leaving you free to focus on the drive.



The Santa Fe includes a whole host of innovations designed to protect you and your passengers. The Rear Occupancy Alert detects movement in the rear seats and reminds the driver with an alert on the cluster. If the system detects movement after the driver has left the car and locked it, it sets off a sound alarm. In the event of an accident, the 6-airbag system with front and side airbags and curtain airbags offers broad collision protection. Advanced frontal airbags determine when and how to deploy pressure in an accident by sensing the occupant's position, seat belt use and the severity of the crash. With the extensive use of additional hot stamping materials and Advanced High Strength Steel (AHSS) plates, the average tensile strength and skeletal rigidity of the car body has been improved by 15% and 17% respectively, providing a highly stable drive while reducing outside noise.



# Clever interior features for the perfect trip.

Just because you're on the open road, it doesn't mean you'll be out of touch. With the features inside the car, you'll never miss an important family moment.

Make the most of the Head-up Display, which provides information directly and conveniently on the front windshield glass. You'll never run short of phone battery thanks to the Wireless Smartphone Charging System which lets you charge up your phone with ease, so you can stay connected. Plus, with the Integrated Memory System you'll no longer have to adjust your seat every time you get into the car. If you select Premium trim or above, you'll also enjoy the impressive 10-speaker KRELL sound system to play all your favourite tunes. Wherever you go, you'll travel there with a minimum of fuss thanks to its touchscreen navigation system, which offers 3D maps and a 7 year free subscription to LIVE Services including updated information in real time. Each little feature is designed to make a big difference to your journey.







SE offers the following key features as standard:

- 7" Touchscreen Display Audio with Smart Device Integration
- 17" Alloy Wheels
- Air Conditioning – Climate Control (Dual Zone)
- Automatic Windscreen Wipers with Rain Sensor
- Autonomous Emergency Braking (AEB) with Pedestrian Recognition
- Cruise Control – Smart Adaptive Speed Control with Stop & Go Function (Automatic Transmission only)
- Cruise Control with Speed Limiter (Manual Transmission only)
- Drive Mode Select (Automatic Transmission only)
- Headlights – Smart High Beam
- Lane Departure Warning System (LDW) with Lane Keep Assist (LKA)
- Parking Sensors – Front and Rear
- Parking System – Rear Camera and Guidance System
- Phone Connection – Android Auto™/Apple CarPlay™
- Spare Wheel – Temporary Space Saver (Steel)



Premium offers the following key features over SE:

- 8" Touchscreen Satellite Navigation including Traffic Messaging Channel, MapCare and LIVE Services
- 18" Alloy Wheels
- Blind Spot Detection System (Manual and Automatic) with Brake Assist (Automatic only)
- Exterior Door Handles - Chrome Effect
- Front Seats – Electric Adjustments
- Headlights – LED
- Heated Front and Rear (Outer) Seats
- Heated Steering Wheel
- KRELL Premium Audio – 10 Speaker System including External Amplifier and Subwoofer
- Rear Cross-Traffic Alert (RCTA)
- Rear Occupancy Alert
- Seat Trim – Leather (Seat Facings only)
- Smart Electric Tailgate - Hand's Free Opening Function
- Smart Key – Keyless Entry with Engine Start/Stop Button
- Spare Wheel – Temporary Space Saver (Alloy)





## Premium SE offers the following key features over Premium:

- 19" Alloy Wheels
- Cornering Lights – Dynamic Bending Headlight
- Driver's Seat – Memory Function
- Front Seats – Ventilated
- Head-up Display (HUD)
- Parking System – Surround View Monitor
- Sunroof – Panoramic Glass Electric Tilt and Slide



Black and Grey Cloth  
Available on SE.



Grey and Brown Leather Interior  
Available on Premium,  
Premium SE.



Black Leather Interior  
Available on Premium,  
Premium SE.



Burgundy Leather Pack  
Available on Premium,  
Premium SE.



Exterior colours



White Cream - Pearl



Typhoon Silver - Metallic



Stormy Sea - Pearl



Rain Forest - Metallic



Earthy Bronze - Metallic



Magnetic Force - Metallic



Lava Orange - Pearl



Phantom Black - Pearl



SANTA FE MY20	SE	Premium	Premium SE
ENGINE AND TRANSMISSION			
2.2 CRDi – 6 Speed Manual Transmission 4WD (200PS)	-	●	-
2.2 CRDi – 8 Speed Automatic Transmission 4WD (200PS)	-	●	●
EXTERIOR			
17" Alloy Wheels	●	-	-
18" Alloy Wheels	-	●	-
19" Alloy Wheels	-	-	●
Body Styling Accents – Dark Chrome*	●	●	●
Body Styling Accents – Satin Chrome*	●	●	●
Bumpers – Body Coloured	●	●	●
Door Mirrors with Integrated Indicators – Body Coloured	●	●	●
Exterior Door Handles – Chrome Effect	●	●	●
Radiator Grille – Dark Chrome	●	●	●
Radiator Grille Accent – Dark Chrome†	●	●	●
Radiator Grille Accent – Satin Chrome†	●	●	●
Rear Spoiler with Integrated LED Brake Light	●	●	●
Roof Rails	●	●	●
Tyres – 17" HanKook	●	-	-
Tyres – 18" KumHo	-	●	-
Tyres – 19" Continental	-	-	●
INTERIOR STYLING			
A/B/C Pillar Trim – Cloth	-	●	●
Door Centre Trim – Faux Leather	-	●	●
Faux Leather Wrapped Dashboard	-	●	●
Interior Door Handles – Chrome Effect	●	●	●
Leather Wrapped Steering Wheel and Gear Knob	●	●	●
SEATING			
7 Seats	●	●	●
Driver's Seat Electric Adjustments	-	●	●
Driver's Seat Height Adjustment – Electric	-	●	●
Driver's Seat Lumbar Support - Electric	●	●	●
Driver's Seat Memory Function	-	-	●
Front Passenger's Seat Height Adjustment – Electric	-	●	●
Front Passenger's Seat Adjustments – Electric	-	●	●
Front Passenger's Seat Adjustments – Manual	●	-	-
Front Seats – Heated	-	●	●
Front Seats – Ventilated	-	-	●
Head Restraints – Vertical and Horizontal Adjustment (Front)	●	●	●
Head Restraints - Vertical and Horizontal Adjustment (Rear)	●	●	●
Rear Seats (Outer) – Heated	-	●	●
Rear Seats (Second Row) – One Touch Folding	●	●	●
Rear Seats (Second Row) – Split Folding (60/40), Sliding and Reclining	●	●	●

SANTA FE MY20	SE	Premium	Premium SE
Rear Seats (Third Row) – Split Folding (50/50)	●	●	●
Seat Trim – Cloth	●	-	-
Seat Trim – Leather (Seat Facings only)	-	●	●
VENTILATION AND VISIBILITY			
Air Conditioning – Climate Control (Dual Zone)	●	●	●
Automatic Dimming Rear View Mirror with Compass	●	●	●
Automatic Headlights with Dusk Sensor and Follow Me Home Function	●	●	●
Automatic Windscreen Wipers with Rain Sensor	●	●	●
Cornering Lights – Dynamic Bending Headlight	-	-	●
Cornering Lights – Static	●	●	-
Door Mirrors Puddle Lights	-	●	●
Fog Lights – Halogen Front	●	-	-
Fog Lights – LED Front	-	●	●
Fog Lights – LED Rear	●	●	●
Headlights – Halogen Projector	●	-	-
Headlights – LED	-	●	●
Headlights – Smart High Beam	●	●	●
Interior Lights – Front, Rear and Luggage Compartment	●	●	●
Positioning Lights – LED	●	●	●
Privacy Glass – Rear Windows and Tailgate	●	●	●
Rear Door Blinds – Manual	-	-	●
Rear Lights – LED	●	●	●
Rear Windscreen – Heated with Washer	●	●	●
Sunroof – Panoramic Glass Electric Tilt and Slide	-	-	●
CONVENIENCE			
12V Power Outlets in Front, Rear Consoles and Luggage Compartment	●	●	●
Arm Rest – Front with Storage	●	●	●
Arm Rest – Rear with Cup Holders	●	●	●
Bottle Holders – Front and Rear Centre Consoles, Front and Rear Doors	●	●	●
Cruise Control – Smart Adaptive Speed Control with Stop & Go Function (Automatic Transmission only)	●	●	●
Cruise Control with Speed Limiter (Manual Transmission only)	●	●	-
Door Mirrors – Electric Adjustment and Heated	●	●	●
Door Mirrors – Electric Folding	●	●	●
Door Pockets – Front and Rear	●	●	●
Drive Mode Select (Automatic Transmission only)	●	●	●
Electric Windows – Anti-Trap Mechanism (Front and Rear)	●	●	●
Flex Steer (Manual Transmission only)	●	●	-
Front Seat Back Pockets – Driver and Passenger Seat	●	●	●
Glove Compartment – Illuminated with Cooling Function	●	●	●
Grab Handles (x3)	●	●	●
Heated Steering Wheel	-	●	●
Luggage Cover	●	●	●
Luggage Hooks	●	●	●
Luggage Net	●	●	●

SANTA FE MY20	SE	Premium	Premium SE
One-touch Indicators	●	●	●
Parking Brake – Electric with Auto Hold Function (Automatic Transmission only)	●	●	●
Parking Brake (Manual Transmission only)	●	●	-
Parking Sensors – Front and Rear	●	●	●
Parking System – Rear Camera and Guidance System	●	●	●
Parking System – Surround View Monitor	-	-	●
Self Levelling Suspension	●	●	●
Smart Electric Tailgate - Hand's Free Opening Function	-	●	●
Smart Key – Keyless Entry with Engine Start/Stop Button	-	●	●
Spare Wheel – Temporary Space Saver (Alloy)	-	●	●
Spare Wheel – Temporary Space Saver (Steel)	●	-	-
Steering Column – Height and Reach Adjustable	●	●	●
Sun Visors – with Driver and Passenger Illuminated Vanity Mirrors and Driver Ticket Holder	●	●	●
Sunglasses Holder	●	●	●
Trailer Wiring Package	●	●	●
TECHNOLOGY AND ENTERTAINMENT			
7" Touchscreen Display with Smart Device Integration	●	-	-
8" Touchscreen Satellite Navigation including Traffic Messaging Channel, MapCare and LIVE Services†	-	●	●
Bluetooth® Connectivity with Voice Recognition‡	●	●	●
Head-up Display (HUD)	-	-	●
Phone Connection – Android Auto™***	●	●	●
Phone Connection – Apple CarPlay™**	●	●	●
Radio – RDS and Digital DAB	●	-	-
Speakers – 2 Tweeters, 2 Front, 2 Rear	●	-	-
Speakers – KRELL Premium Audio – 10 Speaker System including External Amplifier and Subwoofer	-	●	●
Steering Wheel Audio, Phone and Cruise Controls	●	●	●
USB – Centre Console	●	●	●
USB – Rear	●	●	●
Wireless Phone Charging Pad	-	●	●
SAFETY AND SECURITY			
Airbag – Front Passenger De-Activation Switch	●	●	●
Airbags – Front, Front Side and Curtain Airbags	●	●	●
Alarm – Thatcham Category 1	●	●	●
Anti-lock Brake System (ABS)	●	●	●
Autonomous Emergency Braking with Pedestrian Recognition (AEB)	●	●	●
Blind Spot Detection System (Manual Transmission only)	-	●	-
Blind Spot Detection System with Brake Assist (Automatic Transmission only)	-	●	●
Central Locking - Remote Control	●	●	●
Deadlocks	●	●	●
Downhill Brake Control (DBC)	●	●	●
Driver Attention Alert (DAA)	●	●	●
Electronic Stability Control (ESC)	●	●	●
Emergency Stop Signal (ESS)	●	●	●
Hill-start Assist Control (HAC)	●	●	●

SANTA FE MY20	SE	Premium	Premium SE
ISOfix Child Seat Anchorage Points – Front Passenger Seat	●	●	●
ISOfix Child Seat Anchorage Points – Rear (Second Row, Outer Seats only)	●	●	●
Lane Departure Warning System (LDW) with Lane Keep Assist (LKA)	●	●	●
Locking Wheel Nuts	●	●	●
Rear Cross Traffic Alert (RCTA) (Manual Transmission only)	-	●	-
Rear Cross Traffic Alert (RCTA) with Brake Assist (Automatic Transmission only)	-	-	●
Rear Occupancy Alert	-	●	●
Seatbelt Pre-tensioners - Front and Rear	●	●	●
Seatbelt Reminder – Front, Rear and 3rd Row	●	●	●
Seatbelts – Height Adjustable Front	●	●	●
Trailer Stability Assist (TSA)	●	●	●
Tyre Pressure Monitoring System (TPMS) with Individual Tyre Pressure Display	●	●	●
CUSTOMER OPTIONS			
Burgundy Pack – Burgundy Leather Seat Facing and Suede Headliner	-	-	○
Metallic/Pearl Paint	○	○	○
WARRANTY**			
12 Years' Anti-Perforation Warranty	●	●	●
Five Year Annual Vehicle Health Checks	●	●	●
Five Year Unlimited Mileage Warranty	●	●	●
Hyundai Roadside Assistance	●	●	●
MapCare Programme – 10 Years of Map Updates	●	●	●

● Standard      ○ Optional at extra cost

\* Dark Chrome Body Accent Styling is standard on Exterior Colours Lava Orange and Phantom Black. Other colours will have Satin Chrome Body Accents.

† LIVE Services includes a 7 year subscription. A compatible smartphone with data plan required to activate services. Hyundai's MapCare includes a map update every year until your car's 10th anniversary. Please contact your dealer for full details.

‡ Please contact your dealer for the latest list of compatible phones.

\*\* Apple CarPlay™ is a trademark of Apple, Inc. Android™ is a trademark of Google, Inc. The Bluetooth® word mark and logos are registered trademarks owned by the Bluetooth SIG, Inc. and any use of such marks by Hyundai Motor UK Ltd is under license. Other trademarks and trade names are those of their respective owners.

†† Five Year Unlimited Mileage Warranty terms and exclusions apply. Please see www.hyundai.co.uk or ask your local dealer for full terms and exclusions.



SANTA FE MY20	2.2 CRDi 200PS 6 Speed Manual 2WD	2.2 CRDi 200PS 6 Speed Manual 4WD	2.2 CRDi 200PS 8 Speed Automatic 2WD	2.2 CRDi 200PS 8 Speed Automatic 4WD
ENGINE				
Euro Status	EURO 6d Temp			
Type	DOHC			
Valve	16			
Displacement (cc)	2,199			
Bore and Stroke (mm)	85.4 x 96.0			
Compression Ratio	16			
Max Power (PS/kW)	200/147.1 @ 3,800 rpm			
Torque (Nm/lbs ft)	440/324.5 @ 1,750 - 2,750 rpm			
Top Speed (mph)	127			
SUSPENSION				
Front/Rear	MacPherson Strut Type/Multi-link Type			
STEERING				
System	R-MDPS			
Steering Wheel Lock to Lock Turns	2.53			
Turning Circle (metres)	11.4			
BRAKES				
System	ABS and Front/Rear Disc Brake Hydraulically Operated by Dual Cross System			
Front/Rear	Disc			
DIMENSIONS				
Overall Length (mm)	4,770			
Overall Width (mm) (Excluding Door Mirrors)	1,890			
Wheelbase (mm)	2,765			
WEIGHT AND CAPACITY				
Kerb Weight (kg) *	1,825 - 1,950	1,890 - 2,015	1,830 - 1,955	1,895 - 2,020
Payload (kg) †	579 - 704	573 - 698	579 - 704	574 - 699
Gross Vehicle Weight (kg) †	2,529	2,588	2,534	2,594
Max Tow Weight (kg) - Braked	2,500	2,500	2,000	2,000
Max Tow Weight (kg) -Unbraked	750			
Gross Train Weight (kg) **	5,029	5,088	4,534	4,594
Noseweight (kg)	100			
Max Roof Weight (kg)	100			
Fuel Tank Capacity (litres)	71			
AdBlue®/DEF (Urea Solution) Tank Capacity (litres)	23			
S E				
Front/Rear Tyre	235/65 R17	-	235/65 R17	-
Front/Rear Wheel	7.0J X 17 (Alloy)	-	7.0J X 17 (Alloy)	-
Front/Rear Track	1,643/1,652	-	1,643/1,652	-
Overall Height (mm)	1,703	-	1,703	-
Luggage Capacity VDA (litres) – Seats Up/Seats Down	547/1,625	-	547/1,625	-
WLTP-Low Phase MPG (l/100km) <sup>††</sup>	38.7 (7.3)	-	33.6 (8.4)	-
WLTP-Mid Phase MPG (l/100km) <sup>††</sup>	44.1 (6.4)	-	42.2 (6.7)	-
WLTP-High Phase MPG (l/100km) <sup>††</sup>	48.7 (5.8)	-	47.1 (6.0)	-
WLTP-Extra High Phase MPG (l/100km) <sup>††</sup>	38.7 (7.3)	-	39.2 (7.2)	-
WLTP-Combined MPG (l/100km) <sup>††</sup>	42.8 (6.6)	-	40.9 (6.9)	-
WLTP-CO <sup>2</sup> Emissions (g/km) <sup>‡‡</sup>	173	-	180	-

SANTA FE MY20	2.2 CRDi 200PS 6 Speed Manual 2WD	2.2 CRDi 200PS 6 Speed Manual 4WD	2.2 CRDi 200PS 8 Speed Automatic 2WD	2.2 CRDi 200PS 8 Speed Automatic 4WD
PREMIUM				
Front/Rear Tyre	235/60 R18			
Front/Rear Wheel	7.5J X18 (Alloy)			
Front/Rear Track	1,638/1,647			
Overall Height (mm)	1,703			
Luggage Capacity VDA (litres) – Seats Up/Seats Down	547/1,625			
WLTP-Low Phase MPG (l/100km) <sup>††</sup>	38.7 (7.3)	34.9 (8.1)	33.2 (8.5)	30.7 (9.2)
WLTP-Mid Phase MPG (l/100km) <sup>††</sup>	44.1 (6.4)	41.5 (6.8)	42.2 (6.7)	39.2 (7.2)
WLTP-High Phase MPG (l/100km) <sup>††</sup>	49.6 (5.7)	47.1 (6.0)	47.9 (5.9)	45.6 (6.2)
WLTP-Extra High Phase MPG (l/100km) <sup>††</sup>	40.9 (6.9)	40.4 (7.0)	41.5 (6.8)	40.4 (7.0)
WLTP-Combined MPG (l/100km) <sup>††</sup>	43.5 (6.5)	41.5 (6.8)	42.2 (6.7)	39.8 (7.1)
WLTP-CO <sup>2</sup> Emissions (g/km) <sup>‡‡</sup>	170	179	177	186
PREMIUM SE				
Front/Rear Tyre	-	-	235/55 R19	235/55 R19
Front/Rear Wheel	-	-	8.0Jx19(Alloy)	8.0Jx19(Alloy)
Front/Rear Track	-	-	1,635/1,644	1,635/1,644
Overall Height (mm)	-	-	1,703	1,703
Luggage Capacity VDA (litres) Seats Up/Down	-	-	547/1,625	547/1,625
WLTP-Low Phase MPG (l/100km) <sup>††</sup>	-	-	32.8 (8.6)	30.1 (9.4)
WLTP-Mid Phase MPG (l/100km) <sup>††</sup>	-	-	40.9 (6.9)	38.2 (7.4)
WLTP-High Phase MPG (l/100km) <sup>††</sup>	-	-	46.3 (6.1)	44.1 (6.4)
WLTP-Extra High Phase MPG (l/100km) <sup>††</sup>	-	-	40.4 (7.0)	39.2 (7.2)
WLTP-Combined MPG (l/100km) <sup>††</sup>	-	-	40.9 (6.9)	38.7 (7.3)
WLTP-CO <sup>2</sup> Emissions (g/km) <sup>‡‡</sup>	-	-	181	191
OFF ROAD ABILITY				
Approach Angle ( ° )	18.5			
Ramp Over Brake Angle ( ° )	15.7			
Departure Angle ( ° )	21.2			
Minimum Ground Clearance (mm)	185			

- \* Kerb Weight defined as the total weight of a vehicle with standard equipment (the minimum figure and factory fitted optional equipment (the maximum figure) and all necessary operating consumables such as oils, coolant, air conditioning refrigerant and a full tank of fuel, while not loaded with either driver, passengers or cargo.
- † Payload is the difference between the Gross Vehicle Weight and the Kerb Weight.
- ‡ Gross Vehicle Weight is the maximum allowable weight of the vehicle, fully loaded with passengers and cargo (The Payload) and includes the weight of the vehicle.
- \*\* The Gross Train Weight is the weight of the fully loaded vehicle plus a fully loaded trailer and must not be exceeded.
- †† Figures shown are for comparability purposes; only compare fuel consumption and CO2 figures with other cars tested to the same technical procedures. These figures may not reflect real life driving results, which will depend upon a number of factors including the accessories fitted (post-registration), variations in weather, driving styles and vehicle load..
- ‡‡ g/km = grams of emitted substance per kilometre travelled. CO<sub>2</sub> = Carbon Dioxide. There is a new test used for fuel consumption and CO<sub>2</sub> figures. The CO<sub>2</sub> figures shown however, are based on the outgoing test cycle and will be used to calculate vehicle tax on first registration.

SANTA FE DIMENSIONS





# Hyundai Finance

Hyundai Finance provides a range of products to make the purchase of your Hyundai even more accessible. To meet your requirements, our plans are simple but offer you the same quality and flexibility as your new Hyundai. Applying for a finance plan through your local Hyundai dealer is easy and they will support you in choosing the right plan for your needs.

As a customer your satisfaction is at the heart of our business, and whilst you are able to manage your account online, we are only a phone call away should you require any help or assistance. We offer two main products to assist your car purchase:

### PERSONAL MOTOR LOAN

Personal Motor Loan is a simple and traditional way to finance your car over a fixed period. You decide to fund the entire purchase price or put down a deposit and as your interest rate is fixed you'll pay the same amount each month. After all repayments have been made you'll own the car.

### PERSONAL CONTRACT PURCHASE (PCP)

Personal Contract Purchase could make it easier for you to get behind the wheel of your Hyundai, it may also help you to change your car on a more regular basis.

The way it works is simple – you decide what level of deposit to pay. From nil, up to a maximum of 50%. You also decide your repayment period (typically 25, 37 or 49 months) and set your anticipated annual mileage. This will determine your optional final payment.

You will then make fixed monthly repayments based on the outstanding balance and interest, less your optional final payment, and at the end of your monthly repayment period you will have three choices: return, retain or renew.

**RETURN:** you can hand the car back to us with nothing further to pay (subject to fair wear and tear, and/or excess mileage charges may apply).

**RETAIN:** you can pay the optional final payment and the car is yours.

**RENEW:** you can part exchange the car, using any equity over and above the optional final payment as deposit on your next car (equity is anticipated, but this cannot be guaranteed).

T&Cs apply. Subject to status. Applicants must be 18 or over. Guarantee/Indemnity may be required. Hyundai Finance, RH1 1SR



# 5 Year Unlimited Mileage Warranty

At Hyundai we continually invest in the latest manufacturing technology designed to give you years of enjoyable motoring. Our trust in our products is backed up by our comprehensive aftercare package to ensure you have the best possible experience as a Hyundai owner.

Only Hyundai-trained technicians will carry out any warranty work, and we'll also check for any software updates to keep your car running smoothly. You can be sure that we'll only use Hyundai Genuine Parts - tested and approved by us.

### 5 YEAR UNLIMITED MILEAGE WARRANTY

Peace of mind comes as standard with our manufacturer-backed, unlimited mileage, 5 year warranty\* which protects your Hyundai against manufacturing defects and is fully transferable to the next owner.

### HYUNDAI ROADSIDE ASSISTANCE

24 hour roadside assistance should you ever need it, anywhere in the UK or Channel Islands, with Onward Travel included, to get you home if your car can't be fixed at the roadside†.

### 5 ANNUAL VEHICLE HEALTH CHECKS

Free, expert visual inspections by your Hyundai dealer on key areas of your car, to help spot any potential problems early.

### ADDITIONAL AFTERCARE

A 12 year anti-perforation warranty against perforation of the bodywork, from the inside of the panel outwards.

\* Vehicles used for taxi, daily rental hire and reward or light commercial vehicles are limited to 100,000 miles. Terms and conditions apply. Visit [hyundai.co.uk/warranty](http://hyundai.co.uk/warranty) for further details.

† Complimentary Hyundai Roadside Assistance automatically covers your Hyundai for 12 months from the date of first registration and can be re-activated annually upon adhering to the recommended service schedule at an Authorised Hyundai Dealer. Visit [hyundai.co.uk/assistance](http://hyundai.co.uk/assistance) for further details.





## Motability Plans

---

The Motability plan will enable some of you to purchase a Hyundai at a preferential rate. If you receive the Higher Rate Mobility Component of the Disability Living Allowance, you're entitled to access this excellent scheme. In recognition of your requirements, many Hyundai models can be ordered on the 3 year Contract Hire Scheme.

You'll benefit from advantageous features like power steering, height-adjustable driver's seat and automatic gearbox, which all come as standard.

Most of our dealers are Motability Accredited, so just contact them and they'll be happy to help. If you'd like to read about the scheme in more depth, simply visit [www.motability.co.uk](http://www.motability.co.uk)



## Hyundai Service Plans

---

For the school runs and the shopping trips.  
The multi-storeys and the motorways.  
Holidays, the commute, the appointment you simply can't be late for.  
This is your driving life.

Hyundai Service Plans are a convenient way to plan ahead, with a bespoke plan, tailored for your individual circumstances.  
So you're simply free to live your driving life knowing your servicing costs are already covered.

With payment options to suit you and no interest or credit checks.  
Just the certainty that your Hyundai is always in great hands.

For more information visit [hyundai.co.uk/owning](http://hyundai.co.uk/owning), contact your local dealer or call us on **0800 981 981**.



## Hyundai Click To Buy™

---

Hyundai Click To Buy™ is the smarter, easier way to purchase a new car. Innovation has always been part of our DNA, and now we've streamlined the buying process itself. With a few simple clicks you can trade-in your old car, configure your new Hyundai, arrange finance and pay a deposit — all from your computer, tablet or smartphone device.

For added flexibility you can pay in cash, and the delivery arrangements couldn't be simpler. You can choose to get it delivered at your home at a cost, or collect it in the evening or weekend from your local dealer.

You'll be admiring your Hyundai in double-quick time thanks to the latest example of our new-thinking philosophy.

## MyHyundai

---

MyHyundai is a complimentary and exclusive owners' club with a variety of unique benefits that'll make your ownership experience even more enjoyable.

As well as amazing offers that range from incredible getaways to indulgent gifts, you'll also be able to set your own alerts and preferences, while storing all your car's details in one, easily-accessible place.



## Staying In Touch

---

We're committed to offering you the very best. That means, as well as delivering impressive cars, we'll also deliver helpful advice and service, every step of the way. Simply contact us on **0800 981 981** or visit our website at [www.hyundai.co.uk](http://www.hyundai.co.uk)



Keep up to date with our news on our Facebook page at [www.facebook.com/hyundaiuk](http://www.facebook.com/hyundaiuk)




See all our latest tweets at [www.twitter.com/hyundai\\_uk](http://www.twitter.com/hyundai_uk)



View our latest videos at [www.youtube.com/user/hyundaimotoruk](http://www.youtube.com/user/hyundaimotoruk)


Specifications shown in this brochure are based upon the latest available information at the time of printing. The colours and finishes reproduced in this brochure are subject to the limitations of the printing process and may vary from the actual colour and paint finish.

In line with our policy of continual product improvement Hyundai Motor UK Ltd reserves the right to make changes at any time, without notice, to prices, colours, material, design, shape, specifications and models, and to discontinue items. For the latest details, please consult your Hyundai dealer.



This brochure is printed on FSC® (Forestry Stewardship Council) certified paper which has been produced at a mill and printed by a printer that has been certified to the ISO 14001 environmental standard using vegetable oil based inks and aqueous based coatings. It can be disposed of by recycling, incineration for recovery or is biodegradable.

Your local Hyundai dealer:



Customer enquiries: 0800 981 981



Hyundai Motor UK Ltd  
728 London Road, High Wycombe, Bucks HP11 1HE  
T: 01494 428600 [www.hyundai.co.uk](http://www.hyundai.co.uk)

Model on front cover:  
Santa Fe Premium SE in Earthy Bronze metallic paint.  
HB0015 03/20