

ANGLIA

SUPER







The world famous Anglia is now available to you in an even more powerful, distinctive and luxurious form. Powered by a 1200 cc engine, developed directly from the world beating 997 cc unit, and as luxuriously equipped as many cars of double the price, the new Anglia Super is a very important addition to the impressive Ford range. The Anglia Super is quickly recognisable by its distinctive colour schemes, with the chrome-edged side flash and roof finished in a second, matching colour. Bright metal wheel trims are standard equipment.

An entirely new trim scheme has been devised for the Anglia Super. With two colours throughout, it creates a feeling of airiness and spaciousness—an impression that actual measurements substantiate.

and control!




The padded fascia places instruments directly in front of the driver. The "stalk" to the right of the steering column controls the direction indicator and the horn, and the one to the left, the dipper. A short floor-mounted lever operates the new 4-speed, all-synchromesh gearbox. The soft, carefully shaped front seats are entirely new, and the revised trim includes rear quarter armrests.



super quality for comfort



plus super 1200 cc power!



The Anglia Super's new 1198 cc 4-cylinder engine develops a maximum of 53.5 b.h.p. Power is transmitted through a 4-speed all-synchromesh gearbox. Weighing only $15\frac{1}{4}$ cwt. (774.7 kgms.), the Anglia Super has a quite exceptional power-to-weight ratio, and can claim to be one of the most lively light cars on the road today. Yet in spite of the car's performance, touring fuel consumption averages better than 35 m.p.g. (8 litres, p. 100 k.)



specification

ENGINE: Four cylinder. Bore 3.187 ins. (80.95 mm.) Stroke 2.29 ins. (58.17 mm.). Cub. cap. 1198 cc. Overhead valves. Compression ratio—8.7:1. B.h.p. 53.0 at 4,800 r.p.m. (gross). Torque 66.5 lb/ft. at 2,700 r.p.m. (gross).

ENGINE LUBRICATION: High efficiency rotor type pump. Full flow filter. Capacity of system $4\frac{1}{2}$ pints (2.56 litres).

IGNITION: 12 volt oil-filled coil.

FUEL SYSTEM: Camshaft operated mechanical diaphragm pump. Electrical petrol gauge. Tank capacity 7 gallons (31.8 litres).

COOLING SYSTEM: Pressurized. Capacity of system $11\frac{1}{2}$ pints including heater (6.39 litres).

TRANSMISSION: Single dry plate clutch. Hydraulic clutch release. Semi remote central floor gear change.

GEAR BOX: 4-speed gearbox with synchromesh on all forward gears.

DRIVE: Open drive shaft with needle roller universal joints.

REAR AXLE: Semi-floating. Ratio 4.125:1.

SUSPENSION: Front: Independent coil springs mounted on special telescopic double acting hydraulic shock absorbers. Torsion anti-roll bar incorporated.

Rear: Longitudinal, assymetrical semi-elliptic springs with hydraulic double acting lever type shock absorbers.

BRAKES: Hydraulic internal expanding. 8 in. (20.31 cm.) diameter. Two leading shoe on front, leading and trailing rear. Total lining area 82 sq. ins. (529 sq.cm.). Footbrake on all four wheels, hand brake on rear wheels only.

STEERING: High efficiency recirculatory ball type, ratio 14:1, two-spoke steering wheel.

WHEELS AND TYRES: Pressed steel with wide base rims. Tyres, 5.20—13 tubeless.

ELECTRICAL: Two brush generator, compensated voltage control. Twin horns operated by button on steering column antennae. Battery 12 volt, 38 amp. hr. at 20 hr. rate located under hood.

INSTRUMENTS: Located in panel directly in front of driver, includes speedometer, odometer, fuel gauge and ignition, oil pressure, main beam and indicator warning lights. Panel lighting. Temperature gauge.

CONTROLS: Choke, key operated ignition/starter switch. Turn and pull lighting switch. Windscreen wiper switch, dip switch on steering column. Hood lock control. Windscreen washer. Flasher direction indicators with self-cancelling arm on steering column.

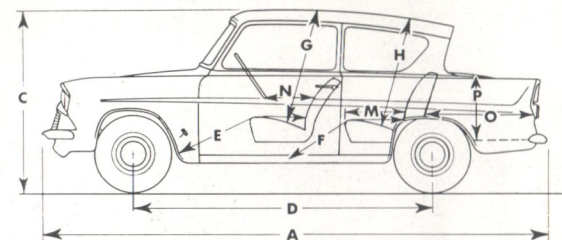
BODY: All steel welded integral construction. Press-button door handles, exterior lock driver's door inside on passenger's. Special shaped bucket type front seats, 4 in. (10.16 cm.) adjustment. Fitted carpet. Separate lockable luggage compartment approx. $11\frac{1}{2}$ cu. ft. (0.326 cu.m.) capacity. Spare wheel located vertically behind rear seat in luggage compartment, luggage compartment mat.

GENERAL EQUIPMENT: Dual electric wind-screen wipers. Sealed beam hooded headlamps 50/40w. Separate side lamps incorporating flasher lamps. Twin tail, stop lamps and reflectors. Twin sun visors (passenger with vanity mirror). One front and two rear ashtrays. Screen washer. Cigar lighter. Interior rear view mirror. Interior light operated by integral switch and door courtesy switches. Lockable glove box. Full width parcel tray. Padded fascia. Padded door armrests and side armrests in rear compartment. Two-tone door and seat trim. Combined assist straps and coathooks. Two-tone paint finish. Fresh air heater and demister. Bright metal wheel trims.

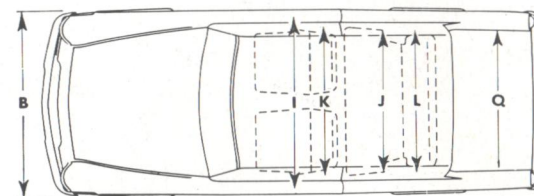
OPTIONAL EXTRAS: White side wall tyres.

BODY COLOURS: Imperial Maroon/Platinum Grey; Platinum Grey/Ermine White; Spruce Green/Ermine White; Ermine White/Monaco Red; Ermine White/Aqua Blue; Ambassador Blue/Platinum Grey; Aqua Blue/Ermine White; Ermine White/Goodwood Green.

Ford policy is one of continuous improvement; the right to change prices, specifications or equipment at any time without notice is reserved.



A	Length	-	-	-	-	-	3.90 m.	12' 9 $\frac{1}{2}$ "
B	Width	-	-	-	-	-	1.46 m.	4' 9 $\frac{1}{2}$ "
C	Height (unladen)	-	-	-	-	-	1.44 m.	4' 8 $\frac{1}{2}$ "
D	Wheelbase	-	-	-	-	-	2.30 m.	90 $\frac{1}{2}$ "
E	Leg room—front	-	-	-	-	-	1.10 m.	3' 7 $\frac{1}{2}$ "
F	Leg room—rear	-	-	-	-	-	97.8 cm.	3' 1 $\frac{1}{2}$ "
G	Head room—front	-	-	-	-	-	95.2 cm.	3' 1 $\frac{1}{2}$ "
H	Head room—rear	-	-	-	-	-	94.0 cm.	3' 1"
I	Hip room—front	-	-	-	-	-	128.3 cm.	4' 2 $\frac{1}{2}$ "
J	Hip room—rear	-	-	-	-	-	109.2 cm.	3' 7"
K	Shoulder room—front	-	-	-	-	-	113.7 cm.	3' 8 $\frac{3}{4}$ "
L	Shoulder room—rear	-	-	-	-	-	111.1 cm.	3' 7 $\frac{3}{4}$ "
M	Seat depth—rear	-	-	-	-	-	45.1 cm.	1' 4 $\frac{1}{4}$ "
N	Steering wheel to front squab	-	-	-	-	-	35.6 cm.	1' 2"
O	Boot—length	-	-	-	-	-	76.8 cm.	2' 6 $\frac{1}{2}$ "
P	Boot—height	-	-	-	-	-	47.6 cm.	1' 6 $\frac{1}{4}$ "
Q	Boot—width	-	-	-	-	-	137.2 cm.	4' 6"



WITH OUR COMPLIMENTS

Issued by Advertising Services Group, Advertising Department, Ford of Britain.



A product of Ford Motor Company Limited, Dagenham.