

'83 FORD 4-WHEELERS



**FORD RANGER 4x4 NOW
AVAILABLE WITH V-6 POWER**



Compact-size Ranger XLT 4x4



Full-size F-150 XLT 4x4

TWO GREAT 4x4's FROM FORD

All-New Compact Size Ford Ranger 4x4 Now Available With V-6 Power.

The all-new Ranger 4x4 is just the truck to fill the needs of those who want a compact-size 4x4 with a hefty payload capacity and great standard features.

Ranger offers four distinct trim levels in Standard, XL, XLT and XLS models. And Ranger is built like its big brother, too, with many of the same kinds of rugged features—Twin-Traction Beam independent front suspension; double-wall construction; ladder-type frame, and more.

New V-6 Power

Now you can equip Ford Ranger with the tough muscle of V-6 power. This new option gives Ranger a great combination of performance and economy (see page 7 for Thrifty Ranger gas mileage).



The new V-6 engine option gives Ford Ranger more muscle than ever. And the V-6 includes EEC-IV—the most advanced electronic engine control system Ford has ever offered. Plus an available automatic transmission!

Full-size F-Series 4x4's

Ford's F-Series 4x4's offer you a selection of up to four trim levels, with Styleside and Flareside boxes plus SuperCab Styleside, and new for '83, Crew Cab Styleside models. There's the value-packed standard, the great-looking XL, the sporty XLS, and the top-of-the-line XLT with many luxury touches—all Built Ford Tough.

NEW DIESEL POWER!

Now you can put diesel power to work for you in any heavy-duty F-250 or F-350 regular cab 4x4 with the all-new 6.9L V-8 diesel. It's a true truck heavy-duty diesel.



The compact new Ranger 4x4 is tough and independent, too, but in a trimmer new size.



F-150 XLT Styleside



F-350 XL Crew Cab

Ford F-Series 4x4

Ford's rugged, full-size 4x4's offer you outstanding engineering advantages that make them excellent choices for work and play. Features like exclusive Twin-Traction Beam independent front suspension, ladder-type frame, double-wall construction, integral front axle skid plate, free-running, manual-locking hubs. Plus extra-value with halogen headlights and metric radial tires. Combine all that toughness with the proven 4.9L 6-cylinder engine and 4-speed manual transmission and you've got one very capable 4x4.

To make it even more so, select from a list of options that includes the new 7.5L gas V-8 or all-new heavy-duty true truck 6.9L V-8 diesel (HD F-250/350), SelectShift automatic transmission (F-150/250 under 8,500 GVWR), auxiliary fuel tank, automatic locking hubs... and more, all designed to let you build a 4x4 that's just right for your needs.



F-150 XL Flareside

New! Crew Cab for '83 F-Series

Now you can take the whole crew in one big, roomy cab. Ford's new Crew Cab, with full-width bench seats front and rear, seats six adults comfortably. The four doors make for easy entry/exit. And all door windows roll down for added ventilation.

Ford also offers a SuperCab model—the only 2-door pickup big enough for an optional full-width bench seat in back. That's room for a family of six or over 37 cu. ft. of interior loadspace without the rear seat!

Front Captain's Chairs and center console are also available on SuperCab. In the rear, choose from optional folding bench seat with steel back or two center-facing jump seats* that fold up out of the way when not in use.

*NA with Captain's Chairs.



F-250 XL SuperCab



Ranger XLT 4x4



Ranger XLS 4x4

All-New Ford Ranger 4x4—New V-6 Power!

It's the new-size 4x4 with a big-size appetite for work. Ranger's compact size, interior roominess and high mileage* make it tough to beat on the road or off. The clean aerodynamic lines give it a low coefficient of drag, and that's important for good fuel economy.* Low maintenance and serviceability are also an important part of Ranger's make-up with items like sealed front and rear driveshaft slip yokes that require no scheduled maintenance for 30,000 miles, lubed-for-life ball joints and no-lube steering linkage.

Ranger's pickup box uses all-welded construction with integral floor skid strips and double-wall construction in the sides and tailgate. Built-in material support pockets for carrying 4x8-ft. materials flat, stake pockets and rope tie holes to help secure the load are also provided. And Ranger's carrying capacity lets you load up with over 1,600 pounds of payload! And that's not all. Now you can put the power of a V-6 engine to work for you in any Ford Ranger 4x4.



Ranger XL 4x4 with optional 7-ft. pickup box.

Ford Ranger 4x4 Built Tough from the ground up.

The '83 Ranger 4x4's share many of the same kinds of rugged features as its F-Series counterpart. Features like Twin-Traction Beam independent front suspension, ladder-type frame, double-wall construction in the roof, hood, doors and pickup box, easily removable tailgate, halogen headlights, P-metric tires, and more.

New V-6 Power.

If Ranger's husky 2.3L OHC engine is too tame for you, go for the new optional V-6 and really ride herd on the pack. A properly equipped Ford Ranger with the new V-6 engine can tow trailers up to 4,200 lb.

Thrifty Ranger gas mileage.*

*29 est. hwy. 23 EPA est. mpg with 2.3 liter engine and 4-speed manual transmission. 28 est. hwy. 21 EPA est. mpg with 2.8 liter V-6 and 4-speed manual transmission.

Use these figures for comparison. Your actual mileage may differ depending on speed, trip length and weather. Actual highway mileage will probably be lower. California estimates may differ.



Twin-Traction Beam independent front suspension.



XLT interior



XL interior



Ranger XLT interior



Ranger XL interior



Standard interior




SuperCab interior



2-speed transfer case shift lever



XLS instrument panel



Ranger Standard interior



Ranger XLS interior



Optional 5-speed manual transmission



Ranger XLS instrument panel

F-Series Interior Trims

XLT—Top of the line

Inside XLT you'll find luxury you wouldn't think possible in a 4x4. There's deep cut-pile carpeting throughout. Woodtone appliques accent the door panels and deluxe steering wheel. And full-length storage bins in the lower door panels provide convenient storage for small items. Plus much more. See the F-Series Trim Chart, page 12, for more information.

XL—Intermediate level

XL interiors include a cloth and vinyl bench seat, color-keyed headliner and floor mat, courtesy light switches in both doors, bright trim on the door panels, woodtone appliques on the instrument panel, cigarette lighter, 12-in. day/night rearview mirror.

STANDARD

This roomy interior is far from spartan with its full foam-over-spring bench seat in attractive vinyl. The seat back is hinged providing access to behind-seat storage. Door trim panels are color-keyed with foam-padded armrests. Plus left door courtesy light switch, glove box, temperature gauge, day/night rearview mirror, and AM radio (may be deleted for credit).

XLS—Sporty all the way

XLS takes the comfort of XLT and adds a sporty flavor with brushed aluminum accents on the steering wheel and instrument panel. You get the same full cut-pile carpeting, cloth and vinyl bench seat, bright door trim surround, to mention just the highlights.

New-Size Ranger Interior Trims

XLT—Top of the line

Ranger XLT interiors lead the way in comfort with standard full-width, contoured bench seat in handsome cloth and vinyl trim. The full door trim panels feature carpeted lower sections and map pockets. Plus wall-to-wall cut-pile carpeting, and more. See Ranger Trim Chart, page 13, for more information.

XL—Intermediate level

Interior features of the Ranger XL include soft vinyl contoured bench seat (optional knitted vinyl shown), color-keyed cloth headliner and vinyl-coated rubber floor mat; woodtone appliques highlight the instrument panel, and color-keyed seat belts feature comfort regulators to let you adjust the tension of the shoulder harness.

STANDARD

The Standard Ranger interior is loaded with extra-value features, such as all-vinyl bench seat with a folding covered seat back, behind-seat storage, color-keyed trim ware, stalk-mounted controls, AM radio (may be deleted for credit) and dual instrument panel speakers, driver's door courtesy light switch and dome lamp, inside hood release, day/night rearview mirror.

XLS—Sporty good looks

For interior appointments, this Ranger is all alone. There's cloth and vinyl reclining bucket seats and color-keyed cut-pile carpeting. A bronze-tone applique surrounds a complete set of gauges including oil pressure, ammeter and temperature plus a resettable trip odometer.

F-Series Options

See the F-Series 4x2 catalog for a complete listing.

Appearance

- ☐ Chrome grille (N.A. with XLS) ☐ Bright wheel lip moldings (Standard and XL Stylesides) ☐ Tri-colored tape stripe (Stylesides)* ☐ Accent tape stripe (Stylesides)*

Audio

- ☐ AM/FM monaural (single speaker) ☐ AM/FM stereo** ☐ AM/FM stereo cassette tape player**

**Two speakers mounted in door panels.

Comfort/Convenience

- (A) Air conditioning ☐ Heater—high output*
- ☐ Convenience Group ☐ Power front windows
- ☐ Light Group ☐ Gauges: oil pressure and ammeter
- ☐ Sports instrumentation includes tachometer, ammeter, oil pressure gauge and trip odometer
- ☐ Electronic digital clock tells the time, date, and elapsed trip time at the push of a button
- (B) Fingertip Speed Control
- (C) Tilt steering wheel
- (D) Tool storage box located under the hood ☐ Electric remote control swingaway mirrors*
- (E) Bright low-mount swingaway western mirrors
- ☐ Sliding rear window (tinted) ☐ Tinted glass, complete ☐ In-box spare tire carrier—LH side-mounted inside Styleside box ☐ Deluxe Insulation Package

Performance

- ☐ 7.5L gas V-8* ☐ 6.9L diesel V-8* ☐ 5.0L V-8 ☐ 5.8L V-8 ☐ SelectShift automatic transmission ☐ Limited slip axle (front and/or rear) ☐ Auto locking hubs
- ☐ Auxiliary transmission oil cooler ☐ 60 amp. alternator ☐ HD auxiliary battery ☐ HD battery
- ☐ Heavy-duty air cleaner ☐ Handling Package includes front and rear stabilizer bars, HD front (quad with F-150 Regular Cab) and rear shock absorbers and HD front springs ☐ Stabilizer bars, front and rear
- ☐ Quad heavy-duty front shock absorbers, and heavy-duty rear (F-150 Regular Cab) ☐ Heavy-duty front springs ☐ Heavy-duty shock absorbers, front and rear ☐ Heavy-duty rear springs ☐ Engine block heater: single 600 watt with 6-cylinder or 5.0L (302) V-8, dual with larger gas V-8's
- ☐ Special High Altitude Performance Package
- ☐ Snow Plow Special Package*
- ☐ Snow Plow Special Package Plus*
- ☐ Extra engine cooling package
- ☐ Super engine cooling package
- ☐ Trailer Towing/Camper Package
- ☐ HD Front Suspension Packages

Protection

- ☐ Skid Plate Package ☐ Dual note horns ☐ Power door locks* ☐ Roof clearance lights (5) ☐ Protection Group, Exterior ☐ Lower bodyside molding with black vinyl insert (Standard and XL Stylesides)* ☐ Security Lock Group

Rear Bumpers: ☐ Argent step (Stylesides) ☐ Chrome contour (Stylesides) ☐ Chrome channel (Flaresides)

(F) Chrome step (Stylesides)



Wheels and Wheel Covers

- (G) Cast aluminum wheel (5), or (4) with steel spare
- (H) White styled steel (5), or (4) and steel spare
- (I) Sport wheel covers (5), or (4) with steel spare
- (J) Deluxe argent styled steel (5), or (4) and steel spare

*NA on Crew Cab.

Options Availability

1983 Ford 4x4 options are not confined to these pages. Availability of some models and features described here and elsewhere may be subject to delay. Consult your Ford Dealer for the latest information.



Ranger Options

See the Ranger 4x2 catalog for a complete listing.

Appearance

- ☐ Headliner. Includes color-keyed cloth headliner, moldings, cowl side trim panels, B-pillar trim panels, rear window moldings, and aluminum scuff plates (standard trim).
- ☐ Regular Tu-Tone paint.
- ☐ Deluxe Tu-Tone paint.
- ☐ Special Tu-Tone paint.

NOTE: See Ranger 4x2 catalog for Tu-Tone illustrations.

Audio

- ☐ AM/FM monaural radio.*
- ☐ AM/FM stereo radio.*
- (A) AM/FM stereo with cassette tape player.*

*Includes dual instrument panel speakers.

Comfort/Convenience

- (B) Air conditioning.
- ☐ Tinted glass all around.
- ☐ Light Group.
- (C) Mirrors, bright, low-mount, western swingaway, 8" x 5".
- ☐ Power steering.
- (D) Tilt steering wheel. Includes deluxe steering wheel with standard and XL trim.
- ☐ Speed Control.
- ☐ Convenience Package.
- ☐ Floor console. Includes graphic display warning module, cassette tape tray, coin holder, trash bin.
- ☐ Overhead Console. Includes pivoting map light and electronic digital clock.
- ☐ Cargo tie-down hooks.
- ☐ Pivoting vent windows. Standard with XLT trim.
- (E) Sliding rear window.
- (F) Black rear step bumper (includes end caps when ordered in combination with XLT trim or Exterior Protection Group).

Seats

- (G) Reclining bucket seats, cloth and vinyl. Available with XL and XLT trim. Includes XLS. Includes carpeted back panel and cargo light. Also includes full-length floor carpeting with XL trim.

Seat Trim

- ☐ Knitted vinyl bench seat. Available with XL and XLT trim. Cloth and vinyl available with XL trim.

Performance

- ☐ 2.8L V-6 engine.
- ☐ 5-speed manual transmission with overdrive. (See your dealer for availability.)
- ☐ SelectShift Automatic Transmission (for 2.8L V-6).
- ☐ Payload Package No. 2. See page 13 for payload information.
- ☐ Automatic locking hubs.
- ☐ Heavy-duty air cleaner.
- ☐ Heavy-duty battery, 63 amp-hr. maintenance-free.
- ☐ Camper Package. See below for contents.
- ☐ Super engine cooling.
- ☐ Auxiliary fuel tank, 13.0-gal. aft-of-axle tank in addition to standard midship tank. Includes Gauge Package and in-box spare tire carrier with lock.
- ☐ Gauge Package.
- ☐ Engine block heater, 600-watt element.
- ☐ Heavy-duty shock absorbers.


- ☐ Trailer Towing Package. Includes optional payload package, super engine cooling, trailer tow wiring harness and HD flasher.
- ☐ Snow Plow Special Package. See your dealer for content and availability.
- ☐ Traction-Lok rear axle.
- ☐ Limited slip front axle.
- ☐ Heavy-duty front suspension package.
- ☐ Handling package.
- ☐ Skid plate package.
- ☐ Tow hooks.
- ☐ California emissions system.
- ☐ High-altitude emissions system.

Protection

- ☐ Security Lock Group.
- ☐ Protection Group, Exterior.
- ☐ Chrome front bumper (standard trim).

Wheels

- ☐ Cast aluminum wheels (4).
- ☐ White sport wheels (5).
- ☐ Deluxe wheel trim (standard trim).
- ☐ Cast aluminum spare wheel.



Rangers for Work and Play

Trailer Towing

Your new Ranger is rated to haul trailers up to 4,200 lb. when equipped with optional V-6 engine, automatic transmission, and the Trailer Towing Package.

Snow Plow Special Package

Now offered for Ranger 4x4 models is the Snow Plow Special Package which prepares your pickup for plow installation. See your dealer for content and availability.

Camping

You also can prepare your Ranger to accommodate aftermarket camper conversions with the special Camper Package. It includes the optional payload package, heavy-duty front and rear shocks, heavy-duty rear springs and rear stabilizer bar.



F-Series Campers and Snow Plow Operators

Equip your new F-Series 4x4 to battle snow or add to your vacation fun with these great optional equipment packages.

Snow Plow Special Package.* Includes HD front axle (F-150, 250 under 8500 GVWR) and springs, HD front and rear shocks

and HD alternator.

Snow Plow Special Package Plus.*

Includes all items from base package, plus ammeter and oil pressure gauges, roof clearance lights, extra engine cooling and HD maintenance-free battery.

Trailer Towing/Camper Package.

Includes 60 amp. alternator, HD maintenance-free battery, extra engine cooling, ammeter and oil pressure gauges, handling package, trailer tow wiring harness, HD flasher, and more.

*Total weight for plow and hardware not to exceed 825 lb. (680 lb. for F-150 4x4). The center of gravity must be placed over the rear axle when a snow plow is attached. The added weight for permanently attached plow equipment must not exceed 390 lb. (270 lb. for F-150 4x4).

Printed colors are at best only representative of the true paints. Your Ford Dealer can show you actual samples of paint colors and also trim materials.



F-Series 4x4 Trim Content

EXTERIOR	STANDARD	XL	XLT(5)	XLS(5)
Bumper	Chrome (F)	Chrome (F)	Chrome (F)	Black (F & R)
Mirrors, Dual	Bright	Bright	Bright	Black
Moldings: Bodyside	—	Bright Upper Std. (Flareside)	Lower w/Vinyl Insert	—
Tape Stripe	—	—	—	XLS Tape Stripe
Windshield	Bright	Bright	Bright	Black
Rear Window	—	Bright	Bright	—
Tailgate Applique	Tape Letters	Tape Letters (Flareside)	Brushed Aluminum	Tape Treatment
INTERIOR				
AM radio (may be deleted for credit)	Std.	Std.	Std.	Std.
Ashtrey (LH/RH Rear)	Std. (3)	Std. (3)	—	—
Cigarette Lighter	—	Std.	Std.	Std.
Courtesy Light Switch	LH	LH & RH	LH & RH	LH & RH
Day/Night Mirror	Std.	Std.	Std.	Std.
Door Trim Panel Moldings	—	Bright Surround	Bright Surround with Woodtone Applique	Bright Surround
Floor Covering	Black Rubber	Color-Keyed	Color-Keyed Carpeting	Color-Keyed Carpeting
Hood Release	Inside	Inside	Inside	Inside
Instrument Panel	Black Applique	Woodtone Applique	Woodtone Applique	Brushed Aluminum Applique
Seat Back	Folding(6) (Fully Covered w/Super Cab, Crew Cab)	Folding(6) Fully Covered	Folding(6) Fully Covered	Folding(6) Fully Covered
Seat Belts	Std.	Deluxe(4)(7)	Deluxe(7)	Deluxe(7)
Seat Trim	All Vinyl(7)	Cloth & Vinyl(7)	Cloth & Vinyl(7)	Cloth & Vinyl(7)
Scuff Plates	Black (Aluminum on Crew Cab, Super Cab)	Aluminum	Aluminum	Aluminum
Steering Wheel	Black	Black	Deluxe with Woodtone Insert	Brushed Aluminum Trim
Sun Visors	Std. (7)	Std. (7)	Std. (7)	Std. (7)
Headlining(1)(2)	(Super Cab, Crew Cab Only)(7)	Std. (7)	Std. (7)	Std. (7)
Moldings & Trim Panels Above Belt Line(1)	(Super Cab, Crew Cab Only)(7)	Std. (7)	Std. (7) (also below belt on Super Cab)	Std. (7)

- (1) Available on Standard Regular Cab as part of Deluxe Insulation Package.
(2) Vinyl with Regular Cab; Cloth with all models. (3) Crew Cab only.
(4) Black belts w/Crew Cab. (5) NA Crew Cab, XLT and Flareside.
(6) Crew Cab includes fixed front seat back and folding rear seat back.
(7) Color-keyed.

F-Series Payload Package Selector

Pickup Box Length*	Payload Pkg. No.	Payload**	GVWR	Tires
Regular Cab Pickup				
6 3/4 ft. Styleside	F-150 No. 1	2,270 lb.	6,100 lb.	P235/75R 15XL Std.
6 1/2 ft. Flareside	F-150 No. 1	2,245 lb.	6,100 lb.	P235/75R 15XL Std.
8 ft. Styleside	F-150 No. 1	2,330 lb.	6,250 lb.	P235/75R 15XL Std.
8 ft. Styleside	F-250 No. 1	2,465 lb.	6,600 lb.	LT215/85R 16C Std.
	F-250 HD No. 1-X	4,225 lb.	8,600 lb.	LT235/85R 16E Std.
8 ft. Styleside	F-350 No. 1	4,575 lb.	9,000 lb.	LT235/85R 16E Std.
SuperCab Pickups				
8 ft. Styleside	F-150 No. 1	2,255 lb.	6,450 lb.	P235/75R 15XL Std.
8 ft. Styleside	F-250 No. 1	3,060 lb.	7,600 lb.	LT215/85R 16D Std.
8 ft. Crew Cab	F-350 No. 1	4,350 lb.	9,300 lb.	LT235/85R 16E Std.

*Nominal.
**Maximum allowable weight of people, cargo, body and equipment.

Raven Black	Candyapple Red	Dark Red Metallic*	Blue Glow*	Silver Metallic**	Dark Teal Metallic*
Midnight Blue Metallic	Bright Blue	Light Teal Glow*	Copper*	Medium Grey Metallic**	Bittersweet Glow**†
Medium Yellow**	Desert Tan	Light Desert Tan	Charcoal Metallic*	Dark Spruce Metallic**	Wimbledon White
Dark Charcoal	Walnut Metallic*	Bright Bittersweet**	Medium Blue Metallic**	Dark Brown Metallic**	

F-Series 4x4 Pickup Specifications

Equipment	F-150	F-250	F-250 HD	F-350
Payload Package: No./lb.	Max. No. 1: 2,255 SC No. 1: 2,330 RC	Max. No. 1: 2,465 RC No. 1: 3,060 SC	Max. No. 1: 4,225 RC	Max. No. 1: 4,575 RC No. 1: 4,350 CC
GVWR: No./lb.	Max. 6,250 RC 6,450 SC	Max. 7,600 SC 8,600 RC	Max. 8,600 RC	Max. 9,000 RC 9,300 CC
Axle, Front: Rating	Max. 3,550 lb.	3,800 lb.	3,800 lb.	4,600 lb.
Axle, Rear: Rating	Max. 3,750 lb.	5,300 lb. SC 4,550 lb. RC	6,250 lb.	6,250 lb.
Brakes: Power	Std.	Std.	Std.	Std.
Clutch Dia./Area	Std. 10 in./95.7 sq. in.	10 in./95.7 sq. in.	11 in./123.7 sq. in. (1)	11 in./123.7 sq. in. (1)
Electrical: Battery* (amp-hr.)	Std. 36 Opt. 63 81 aux. with 63	Std. 36 Opt. 63 81 aux. with 63	Std. 36(2) Opt. 63 81 aux. with 63	Std. 36(2) Opt. 63 81 aux. with 63
Alternator (amp.)	Std. 40 Opt. 60	Std. 40 Opt. 60	Std. 40(3) Opt. 60	Std. 40(3) Opt. 60
Engine: Displacement	Std. 4.9L (300) I-6 Opt. 5.0L (302) V-8 5.8L (351) V-8(5)	Std. 4.9L (300) I-6 Opt. 5.0L (302) V-8 5.8L (351) V-8(7)	Std. 5.8L (351) V-8(7) 7.5L (460) V-8 6.9L (420) Diesel V-8	Std. 5.8L (351) V-8(7) 7.5L (460) V-8 (RC) 6.9L (420) Diesel V-8 (RC)
Fuel Tank Refill Cap.: Short wb. Long wb.	Std. 16.5 gal. (62L) RC Std. 19 gal. (72L) Opt. 35.5 gal. (134L) RC	Std. 19 gal. (72L) Opt. 35.5 gal. (134L) RC	Std. 19 gal. (72L) (4)	Std. 19 gal. (72L) (4)
Dual Tank: Short wb. Long wb.	Opt. 38 gal. (144L)	Opt. 38 gal. (144L)	Opt. 38 gal. (144L) (4)	Opt. 38 gal. (144L) (4)
Shock Absorbers	Std. Front & rear Opt. HD front & rear Quad front/HD rear RC	Std. HD Front & rear HD	Std. Front & rear HD	Std. Front & rear HD
Springs: Front Heavy-Duty	Std. Opt. (Front: one load range above computer selection, unless maximum already selected)	Std. Opt. (Front: one load range above computer selection, unless maximum already selected)	Std. Opt. (Front: one load range above computer selection, unless maximum already selected)	Std. Opt. (Front: one load range above computer selection, unless maximum already selected)
Springs: Rear Heavy-Duty	Std. 3,768 lb. Opt. (See your Ford Dealer for available choice)	Std. 4,779 lb. SC 4,110 lb. RC	Std. 5,862 lb. Opt. (See your Ford Dealer for available choice)	Std. 6,326 lb. RC 5,861 lb. CC
Steering	Std. Integral Power	Std. Integral Power	Std. 2-Speed	Std. 4-Speed(5)
Transfer Case (part-time)	Std. 2-Speed	Std. 2-Speed	Std. 2-Speed	Std. 2-Speed
Transmission	Opt. 4-spd. Manual w/OD SelectShift auto	Opt. SelectShift auto	Opt. SelectShift auto**	Opt. SelectShift auto**
Wheels: Type—Rim Size	Std. (5) 5-hole—6.0	Std. (4) 6-hole—6.0	Std. (4) 6-hole—6.0	Std. (4) 6-hole—6.0
Tires: Tubeless	Std. P235/75R 15XL LT215/85R 16C (RC) LT215/85R 16D (SC)	Std. LT215/85R 16C (RC) LT215/85R 16D (SC)	Std. LT235/85R 16E	Std. LT235/85R 16E
Optional	Tubeless tires in sizes to match Payload Package requirements. Use adequate tires for type of service. Consult your Ford Dealer.			

CC—Crew Cab RC—Regular Cab SC—SuperCab HD—Heavy Duty *36 and 63 amp-hr. batteries are maintenance-free.
**See your Ford Dealer for availability. (1) 11 1/4" 150.0 sq. in. clutch included w/6.9L diesel and 7.5L V-8 engines. (2) Dual 83 amp-hr. batteries included with 5.9L diesel. (3) 60 amp. alternator included with 5.9L diesel. (4) 6.9L diesel—20 gal. (76L) 38 gal. (144L) capacity w/auxiliary tank. (5) NA in California with SuperCab. (6) 1-18 on 4.9/5.0/5.8L engines. 1-19 on 6.9L (diesel) 7.5L gas engines. (7) NA in California.

F-Series 4x4 Pickup Styleside Dimensions

Cab Type	Series	WB in.	IL al floor in.	LH Empty in.	CH Loaded in.	OAL in.	Turning Diameter Curb to Curb ft.
Regular Cab	F-150	116.8	82.05	32.61	26.95	73.41	192.1
		133	98.21	32.54	29.94	73.12	208.3
	F-250	133	98.21	33.88	28.51	75.62	208.3
	F-250 HD	133	98.21	34.63	28.72	76.25	208.3
	F-350	133	98.21	33.31	28.82	75.81	208.3
SuperCab	F-150	155	98.21	32.09	26.93	73.28	230.28
	F-250	155	98.21	34.18	29.12	75.19	230.28
Crew Cab	F-350	168.4	98.21	34.23	29.62	76.72	237.56
Flareside Dimensions							
Regular Cab	F-150	116.8	79.78	33.47	28.76	73.38	189.3

Ford-Paid Repair Programs after the Warranty Period

Sometimes Ford offers adjustment programs to pay all or part of the cost of certain repairs. These programs are intended to assist owners and are in addition to the warranty or to required recalls. Ask Ford or your dealer about such programs relating to your Ford or Lincoln-Mercury vehicle.

To get copies of any adjustment program for your vehicle or the vehicle of interest to you:

Call Ford toll-free at 1-800-241-3673.
Alaska and Hawaii call 1-800-243-3711 and in Georgia call 1-800-282-0959.

Or write Ford at:

Ford Customer Information System
Post Office Box 95427
Atlanta, Georgia 30347.

We'll need your name and address; year, make, and model vehicle, as well as engine size; and whether you have a manual or automatic transmission.

Technical Service Bulletins

All vehicles need repairs during their lifetime. Sometimes Ford issues Technical Service Bulletins (TSBs) and easy-to-read explanations

Ranger Specifications

EQUIPMENT	107.9" WB	113" WB
Maximum GVWR	Std. 4,460 lb.	4,500 lb.
Frame	Std. Ladder-type	
Axle, Front	Std. Twin-Traction Beam 2,750 lb.	
Axle, Rear	Std. 2,700 lb.	
	Opt. Traction-Lok 2,700 lb.	
	Opt. Limited slip 2,750 lb.	
Brakes	Std. Power	
Clutch Dia.	Std. 9 in.	
Clutch Fan	Std. Viscous type	
Electrical: Battery (amp-hr.)	Std. 45 (maintenance free)	
	Opt. 63 (maintenance free)	
Alternator (amp.)	Std. 40 (60 w/AC)	
	Opt. 60	
Engine (displ.)	Std. 2.3 liters	
	Opt. 2.8L V-6	
Fuel Tank Cap.	Std. 15.2 gal.	17.0 gal.
	Opt. 13.0 gal. additional cap.	
Pickup Box	Std. Double-wall sides & tailgate, all-welded construction	
Nominal Box Length	6'	7'
Shock Absorbers	Std. Dual acting telescopic (1 in.) (staggered rear shocks)	
Front and Rear	Opt. HD	
Springs, Front	Std. (Coil) 1,870 lb.	
Rear	Std. (Leaf) 2,066 lb.	
(Combined Rating at Ground)	(All springs computer selected)	
Stabilizer Bar	Std. Front	
Steering (No-Lube Linkage)	Std. Manual	
	Opt. Power	
Transfer Case (Part Time)	Std. 2-speed	
Transmission	Std. 4-speed manual	
	Opt. 5-speed manual overdrive transmission**	
	Opt. SelectShift automatic (2.8L V-6)	
Wheels: Type/Rim	Std. Argent styled steel, 5-hole, 15 x 5.0*	
	Opt. (4) cast aluminum, 15 x 6.0	
	Opt. (5) white sport, 15 x 6.0	
Tires:	Std. (5) P195/75R-15SL Glass-Belted	
	Opt. Steel-belted radials in sizes to match GVWR requirements. Use adequate tires for type of service. Consult your Ford Dealer.	

*15 x 5.5 with Payload Package #2 or P195/75R15 tires—steel-belted.
**May be subject to delay when ordered with 2.3L engine.

1983 Ford Ranger Trim Content

EXTERIOR	Standard	XL	XLT	XLS
Front Bumper	Black	Chrome	Chrome with black end caps	Black with rear step bumper, black end caps
Rectangular Halogen Headlights/ Wraparound Taillights	STD	STD	STD	STD
Grille	Chrome	Chrome	Chrome	Black
Black Front Spoiler	STD	STD	STD	STD
Black Windshield Wiper Arms	STD	STD	STD	STD
Windshield Molding	Bright	Bright	Bright	Black
Rear Window Weatherstrip With Bright Insert	NA*	STD	STD	NA*
Paint/Tape Stripe	NA*	NA*	Dual Accent—bodyside paint stripe (one color)	Two-color tape stripe with "XLS" graphics
Lower Bodyside Molding	NA†	NA†	Full-length black vinyl with bright accent†	Full-length black vinyl
Bright Lift-Type Door Handle with Keyless Door Locking	STD	STD	STD	Black
Black 5/8" x 4 1/4" Left- and Right-Hand Mirrors	STD	STD	STD	STD
Bright Wheelip Moldings	NA	STD	NA	NA
Easily Removable Tailgate, One-Hand Operation	Tailgate letter tape	Tailgate letter tape	Brushed aluminum applique	Tailgate letter tape
Cargo Light	OPT††	OPT††	OPT††	STD
Argent Styled Steel Wheels	STD includes black hub covers	STD includes deluxe wheel trim (bright trim rings and hub cover)	STD includes deluxe wheel trim (bright trim rings and hub cover)	STD includes bright trim rings and black hub cover
Underframe Spare Tire Carrier	STD	STD	STD	STD
INTERIOR				
Instrument Panel with Color-Keyed Pad	Bronze-tone cluster applique	Woodtone cluster applique	Woodtone cluster applique	Bronze-tone cluster applique
Tri-Color Heater Control Lens	STD	STD	STD	STD
Stalk-Mounted Controls	STD	STD	STD	STD
AM radio (may be deleted for credit)	STD	STD	STD	STD
Gauge Package	OPT	OPT	OPT	STD
Steering Wheel	Black 2-spoke	Black 2-spoke	Black 4-spoke	Black soft-wrap sport, 4-spoke
Rearview Mirror, Black	Day/night	Day/night	Day/night	Day/night
Cigarette Lighter	STD	STD	STD	OPT
Color-Keyed Cloth Headliner	OPT	STD	STD	STD
Dome Light	STD	STD	STD	STD
Color-Keyed Sun Visors	STD	STD	STD	STD
Pivoting Vent Windows	OPT	OPT	STD	OPT
Door Courtesy Light Switch	LH (RH optional)††	LH and RH	LH and RH	LH (RH optional)††
Door Trim	Color-keyed vinyl, partial	Color-keyed vinyl, partial	Color-keyed vinyl, full	Color-keyed vinyl, partial
Seating	Vinyl bench seat with folding, covered seat back	Contoured vinyl bench seat with folding, covered seat back	Contoured cloth and vinyl bench seat with folding, covered seat back	Contoured cloth and vinyl reclining bucket seats
Seat Belts	Black	Color-keyed	Color-keyed	Black
Floor Covering (includes insulation)	Black vinyl-coated rubber floor mat	Color-keyed vinyl-coated rubber floor mat	Full color-keyed carpeting	Full color-keyed carpeting including lower cab back panel
Scuff Plates	Black	Aluminum	Aluminum	Aluminum

*Two-color bodyside accent tape stripe(s) available with Tri-Tone Paint only. *Bright insert included with optional Sliding Rear Window. †Upper bodyside molding available with Exterior Protection Group. ††Available with Light Group. Cargo lamp also included on Ranger XL and XLT with optional bucket seats.

Ranger Payload Package Selector

WHEELBASE	PAYLOAD PKG. NO.	PAYLOAD*	GVWR	TIRES
107.9"	#1	1,205 lb.	4,040 lb.	P195/75R-15SL glass-belted
	#2 Opt. †	1,600 lb.	4,460 lb.	P195/75R-15SL steel-belted††
113.9"	#1	1,210 lb.	4,080 lb.	P195/75R-15SL glass-belted
	#2 Opt. †	1,610 lb.	4,500 lb.	P195/75R-15SL steel-belted††

*Maximum allowable weight of people, cargo, body and equipment. Reduced by optional equipment weight.
†Includes heavy-duty rear springs and steel-belted radial tires. ††Required at extra cost.

describing unusual engine or transmission conditions which may lead to costly repairs, the recommended repairs, and new repair procedures. Often a repair now can prevent a more serious repair later. Ask Ford or your dealer for any such TSBs and explanations relating to your Ford or Lincoln-Mercury vehicle.

To get copies of these Technical Service Bulletins and explanations for your vehicle or vehicles of interest to you:

Call Ford toll-free at 1-800-241-3673.
Alaska and Hawaii call 1-800-243-3711 and in Georgia call 1-800-282-0959.

Or write Ford at:

Ford Customer Information System
Post Office Box 95427
Atlanta, Georgia 30347.

We'll need your name and address; year, make, and model vehicle, as well as engine size; and whether you have a manual or automatic transmission.

Extended Service Plan

Also well worth considering...

Ford Motor Company's optional Extended Service Plan covers major

components on new Ford cars and light trucks for longer than the vehicle's basic warranty. The cost is so moderate for the protection you get that it could pay for itself the first time you need it. Your Ford Dealer will be happy to detail the Plan for you. Available on all cars and most light trucks, it is honored by more than 6,500 Ford and Lincoln-Mercury dealers nationwide and in Canada.

Specifications

Specifications, descriptions and illustrative material contained herein were as accurate as known at the time this publication was approved for printing. Ford Division reserves the right to discontinue models or options at any time or change specifications and materials, equipment or design without notice and without incurring obligation. All options and accessories illustrated or referred to as optional or available in this publication are at extra cost. Some options are required in combination with other options. For the price of the model with the equipment you desire or verification of specifications contained herein, see your Ford Dealer.

Many of the items shown on vehicles in this publication are available through retail organizations and establishments not connected with Ford Motor Company. Availability, price, quality and durability of these items rest solely with the respective manufacturers and their sales organizations and Ford assumes no responsibility for their use.



1983 Ford Light Truck Lifeguard Design Safety Features

Vehicle Operation

- Dual service hydraulic brake system with warning light
- Front disc brakes
- Hazard warning flasher
- Two-speed or variable speed windshield wipers
- Safety hood latch system

Occupant Protection

- Safety door latches and hinges
- Integral lap and shoulder belts with

automatic retractors for front out-board occupants

- Positive seat belt fastening reminder warning light and buzzer for the driver
- Lap belts with buckles for center front (where three-passenger front seat is provided) and all rear seating positions
- Energy-absorbing steering column and steering wheel
- Energy-absorbing instrument panel with padding for right and center (where

three-passenger front seat is provided) front passengers

- Impact-absorbing laminated safety glass windshield
- Flame resistant interior materials

Anti-Theft

- Locking steering column with key warning buzzer reminder
- Visible vehicle identification number
- Separate keys for ignition and door entry

Buy or lease a Ford 4x4. Go for a test drive today.

Get it together—Buckle up.

FTD-8312

1/83

Litho in U.S.A.

Ford 4x4

FORD DIVISION

