


'83 FORD RANGER



New V-6 & Diesel Power!
AVAILABLE



New Ranger 4x4

A NEW CONCEPT IN 2- AND 4-WHEEL DRIVE PICKUPS: FORD RANGER. NOW WITH V-6 POWER OPTION.

Ranger is the new-sized, high-mileage* pickup from Ford that's built like the big ones and saves like the small ones. And now Ranger is available in a 4x4 model, too. Built tough for work or play, the Ranger 4x4 combines proven Ford design features with 4-wheel performance to round out the

2

Ranger lineup. 4x2 or 4x4, Ranger represents a new concept in pickups. There's even more good news. Optional V-6 power is available for both!

**Ranger: Built like the big ones.
With payloads up to 1,755 lb.**

Ranger shares many structural advantages with its big brother, the standard-size F-Series pickup. That means Ranger is born tough, rugged and ready for work. Ford's double-wall construction is used in the roof, hood, doors, pickup box sides and tailgate. The box features all-welded construction with rounded corners and integral load floor skid strips. Underneath, there's a tough ladder-type frame. And payloads range up to 1,755 lb. with 4x2 models!

Ranger's roomy cab accommodates three passengers and the 4x2 model is cushioned by Ford's famous Twin-I-Beam front axle and computer-tuned suspension for a smooth ride. Each front wheel has its own steel I-beam and big coil spring to step over bumps independently. Twin-I-Beam also features adjustable camber and lubed-for-life ball joints.

Now Ranger shifts into 4-wheel drive!

Like the standard-size F-Series 4-wheeler, the new-size Ranger 4x4 features Twin-Traction Beam independent front suspension. It eases the wheels over bumps independently for a smooth ride and helps off-road handling. There's a powerful new 2.8L V-6 engine option for Ranger 4x4.

And, with the optional payload package, Ranger can carry over 1,750 lb.! New optional automatic locking hubs, too!

Saves like the small ones.

An aerodynamic shape is important for good fuel economy, and Ranger 4x2 has one of the lowest drag coefficients in the truck industry. The crisp, functional styling is the result of hundreds of hours of wind tunnel testing and aerodynamic tuning.

Serviceability and low scheduled maintenance were important considerations in the design of all Ranger functional components. For example, no-lube steering linkage is featured. On 4x2 models, no lubrication is ever required for the drive shaft or factory-installed U-joints. Spark

plugs (gasoline engines) and air cleaner call for replacement at 30,000-mile intervals. And 4x4 driveshaft slip yokes are sealed by special rubber boots, requiring no maintenance for 30,000 miles. It's an industry exclusive. Your Ford Dealer will be happy to provide complete information which shows how many ways Ranger economy extends beyond the gas pump.

*** RANGER 4x2 GAS MILEAGE**

39 est. hwy. 27 EPA est. mpg with 2.0 liter engine and 4-speed manual transmission.


Use these figures for comparison. Your actual mileage may differ depending on speed, trip length and weather. Actual highway mileage will probably be lower. California estimates may differ.

Note: See page 5 for diesel figures.



Double-Wall Construction

New 2.8L V-6 Power!
AVAILABLE



NEW RANGER V-6 ENGINE OPTION

Now available for Ranger 4x2 and 4x4 models is the powerful new 2.8 liter V-6 engine option.

The Ranger V-6 adds yet another dimension to Ranger performance and features the sophisticated EEC-IV Electronic Engine Control system. This system provides precise electronic surveillance for such functions as spark control, battery charge, choke, as well as self system diagnosis.

The 2.8 liter V-6 is high technology—and it's Ranger's!

* See GAS MILEAGE, page 3.


Ranger Gasoline Powerplants and New 5-Speed Manual Overdrive Transmission Option

The standard 2.0L and the optional 2.3L (standard with 4x4 and with California 4x2 models) overhead cam 4-cylinder engines offer a choice of economical* gasoline power. These husky truck engines feature solid-state DuraSpark ignition and include a new intake manifold, revised camshaft and a one-barrel carburetor for improved low-end torque. An energy-saving viscous clutch fan is also standard. Thermostatically controlled, it operates only when needed for engine cooling.

In addition to the standard 4-speed manual, a new 5-speed manual transmission is available with all gasoline engines.



New 5-Speed Manual Overdrive Transmission Option. Performance and Fuel Economy.



New 2.2L Diesel Power!
AVAILABLE

It offers an attractive blend of performance and fuel economy for Ranger. An optional automatic transmission is offered for the new 2.8L engine, or 4x2 models with the 2.3L engine.

Ranger's wide range of powerteams means real versatility for a variety of work, personal or recreational uses.

Ranger Power Includes the Thrifty New 2.2L Diesel Option.

The 2.2L diesel is now available for the 1983 Ranger. It's an important new power choice that expands Ranger versatility for today's trucking demands.

This modern, fuel-efficient engine is optional with 4x2 models. The 2.2 features quick-heating glow plugs and an "afterglow" that continues to assist warm-up until the coolant reaches 86 degrees. In addition, there's a manual cold-start control which advances injection timing for starting and warm-up. High-swirl precombustion chambers, too, and a high 22:1 compression ratio.


But fuel efficiency and modern design are not the only virtues of Ranger's new diesel. It's a tough, hardworking powerplant for your trucking. When equipped with optional Diesel Payload Package No. 2, it can handle loads over 1,600 pounds!

And traditional diesel simplified maintenance

means no points, plugs, coil, condenser or carburetor to adjust or replace. The economical* 2.2L diesel adds a new dimension to the Ranger concept.

The 2.2L Diesel: The Figures Speak for Themselves.

RANGER DIESEL GAS MILEAGE FIGURES

41 est. hwy.  EPA est. mpg with 2.2 liter diesel and 4-speed manual transmission.

Use these figures for comparison. Your actual mileage may differ depending on speed, trip length and weather. Actual highway mileage will probably be lower. California estimates may differ.



RANGER XLT


The top-of-the-line Ranger features all kinds of stylish touches inside and out. Chrome front bumper with black end caps. Full-length black lower bodyside molding with bright accent. Distinctive dual accent bodyside paint stripe. Deluxe wheel trim. Brushed aluminum tailgate applique. Interior highlights include full door trim with carpeted lower section and map pocket. Cloth and vinyl seat trim. Vent windows. Full color-keyed carpeting and many more. It's Ranger and it's elegant!



RANGER XL

Ranger XL offers the clean lines of the standard model and then some. Eye-catching additions include bright wheelip moldings. Deluxe wheel trim. Chrome front bumper. Interior appointments, too, like woodtone instrument cluster applique. Color-keyed cloth headliner. Contoured vinyl bench seat. Color-keyed seat belts with tension eliminator. And the list goes on and on to give you an extra measure of Ranger style. (Shown with optional tilt steering wheel.)





INSIDE RANGER: COMFORT AND STYLE LIKE THE BIG ONES WITH ROOM FOR THREE.

Ranger's interior roominess belies its trim exterior dimensions. Head room is rated at 39.2" with "driver command" seating which also allows for 42.4" in leg room. Ranger's bench seat accommodates three, with a full 55.6" in shoulder room and 55.0" in hip room. "People" space gets high priority in the Ranger cab.

So does comfort. The full foam seat features a Flex-o-lator design with folding seat back and can be adjusted fully 5½" forward or back. Hi-Lo flow-through

ventilation and a 4-speed fan promote environmental comfort and four standard instrument panel air registers provide multi-directional air flow to driver and passengers.


Ranger's instrument panel is as practical as it is stylish. All functions are within easy reach. Windshield wiper/washer, horn, turn signals and high beam controls are stalk-mounted. Instruments and warning lights are well positioned and a handy instrument panel storage bin and glove compartment are standard.



Color-keyed components are plentiful throughout Ranger's cab. Interior color choices include Black, Dark Blue, Red or Tan. For a more detailed look at interior appointments for all models, see "Ranger Trim Content" on page 18.

Right: Reclining bucket seats are available with XL and XLT trim, standard with XLS. See Options Selector, pages 16-17.


Far Right: The optional AM/FM stereo radio with cassette tape player is one of three entertainment choices.





RANGER XLS

Sporty, sassy and enthusiastic. That's Ranger XLS. XLS is the young-at-heart Ranger with distinctive blackout trim components and unique "XLS" two-color tape stripe. Inside, cloth and vinyl bucket seats are reclinable and a soft-wrap sport steering wheel highlights an interior that shares many of XLT's luxury touches. XLS represents the built-tough Ranger with a fun-loving attitude. Add the new 2.8L V-6 engine option and get an extra measure of Ranger XLS performance.



STANDARD RANGER

The Standard Ranger is long on style and standard features. Black front bumper and dual mirrors. Bright grille and windshield moldings. Tethered gas cap and argent styled steel wheels with black hub covers outside. Inside, many color-keyed components, folding covered seat back, stalk-mounted controls, instrument panel storage bin and glove box, AM radio (may be deleted for credit), inside hood release, courtesy light switch for driver's door, dome lamp, and more. Whether you choose a host of optional equipment or none at all, Ford Ranger is ready to work or play *your* way.





RANGER TRAILER TOWING AND RECREATION

**New V-6 Power to
Tow Big Loads
up to 4,500 Pounds.**

The '83 Ford Ranger 4x2 is rated to haul trailers up to 4,500 lb. with proper equipment, including the following options: 2.8L V-6 engine, automatic transmission, P195/75R14 tires (4x2), and the Trailer Towing Package. Package includes the 1,620/1,625-lb. payload package, super engine cooling, wiring harness and heavy-duty turn signal flasher. The 2.3 liter engine is required for towing trailers over 1,000 lb. Also recommended are the heavy-duty battery, rear step bumper (for trailers up to 2,000 lb.) and the Gauge Package.

For recreational fun, a special Camper Package is offered to prepare your Ranger for aftermarket camper applications. It includes front and rear stabilizer bars, heavy-duty shock absorbers, the optional 1,755-lb. payload package, heavy-duty rear springs, P205/75R14XL BSW highway tires, and 3.73 axle ratio. For camper application, the 2.8 liter V-6 engine is the recommended minimum. Heavy-duty battery, automatic transmission, super engine cooling, and low-mount western swingaway mirrors are also recommended. A similar package is offered for 4x4 models. Consult your dealer for Camper Package availability.



30-Gallon Fuel Capacity

Ranger's optional auxiliary fuel tank provides an additional 13-gallon capacity for a total of 30 gallons on long-wheelbase models. That means fewer stops at the gas station on long trips.



Note: Consult the 1983 Ford Recreation Vehicles catalog or see your Ford Dealer for details on required or recommended equipment for Trailer Towing and Camper applications.

Ranger is also available with provision for aftermarket bodies and equipment to suit all kinds of work and personal applications. See your Ford Dealer for details on content and availability.

Ranger's tailgate is easily removable so campers can slide right in.



RANGER ON THE JOB

Ranger 4x2, equipped with optional Payload Package No. 3, can handle a maximum payload of 1,755 pounds! It's job tough and ready for the work at hand. Material support pockets, built into the pickup box inner side panels, let you carry up to 500 pounds of 4'x8' panels flat when two 2"x6" boards are laid into them (right). To help with the load, four stake pockets, rope-tie holes and an easily removable tailgate are standard. Underneath it all is a tough ladder-type frame.

New Chassis-Cab Available with V-6 Power

For specialized applications, a Ranger Chassis-Cab is now available. Chassis-Cab allows you to add aftermarket bodies to suit a wide range of specific work requirements (above). It's available with long-wheelbase models and includes the 2.3 liter engine (or optional 2.8L V-6) and 4-speed manual transmission. The 4x2 Chassis-Cab's payload capacity is 1,955 pounds. In addition, pickup box removal capability is available for Payload Packages 2 and 3

with long-wheelbase models. Consult the 1983 Ford Chassis-Cab catalog or ask your Ford Dealer for details.


Built-Ford-Tough Ranger. It's adaptable to *so many* personal and commercial applications!

Snow Plow Special Package

Now offered for Ranger 4x4 models is the Snow Plow Special Package which prepares your pickup for plow installation. See your dealer for content and availability.



Twin-I-Beam Front Suspension (4x2)



New 2.8L V-6 Engine option



4x8' panels flat



FORD RANGER OPTIONS

There is a wide selection of factory options for the Ford Ranger of your choice that can multiply the usefulness and enjoyment of your pickup many times over.

Appearance

- ☐ Headliner. Includes color-keyed cloth headliner, upper door moldings, cowl side trim panels, B-pillar trim panels, rear window moldings and aluminum scuff plates (standard trim).
- ☐ Regular Tu-Tone Paint.
- ☐ Deluxe Tu-Tone Paint.
- ☐ Special Tu-Tone Paint.

NOTE: See below left for Tu-Tone Paint illustrations.

Audio

- ☐ AM/FM monaural radio.*
- ☐ AM/FM stereo radio.*
- (A) AM/FM stereo with cassette tape player.*

* Includes dual instrument panel speakers.

Comfort/Convenience

- (B) Air conditioning.
- (C) Black rear step bumper (includes end caps when ordered in combination with XLT trim or Exterior Protection Group).
- ☐ Convenience Group. Includes dual electric horns (except with 2.2L diesel engine), interval windshield wipers and passenger's visor vanity mirror. Also includes cigarette lighter with standard or XLS trim on 4x2 models.
- ☐ Tinted glass all around.
- ☐ Light Group. Includes ashtray light, cargo box light, passenger door courtesy light switch (standard and XLS trim), glove box light, headlights-on warning buzzer.
- ☐ Floor console. Includes graphic display warning module, cassette tape tray, coin holder, storage bin.
- ☐ Overhead console. Includes pivoting map light and electronic digital clock.
- (D) Mirrors, bright, low-mount, western swingaway, 8"x5".
- ☐ Power Steering. Available with 2.2/2.3/2.8 liter V-6 engines only.
- ☐ Power Brakes. Standard with 4x4.
- (E) Tilt steering wheel. Includes deluxe steering wheel with standard and XL.
- (F) Sliding rear window. Includes tinted glass with black division bars and bright insert molding on weatherstrip.

- ☐ Cargo tie-down hooks. Eight hooks: three per side, two on tailgate.
- ☐ Pivoting vent windows. Standard with XLT trim.
- ☐ Fingertip speed control.

Seats

- (G) Reclining bucket seats, cloth and vinyl. Available with XL and XLT trim. Included with XLS. Includes carpeted back panel and cargo light. Also includes full-length floor carpeting with XL. See pages 9, 10.

Seat Trim

- ☐ Knitted vinyl bench seat. Available with XL and XLT trim.
- ☐ Cloth and vinyl bench seat. Available with Standard and XL trims. Included with XLT trim.

Performance

- ☐ Payload Packages up to 1,755 lb. See page 19 for payload information.
- ☐ 2.3 liter engine. Standard in California and with 4x4 models.
- ☐ 2.2 liter diesel engine. Not available with 4x4 models.
- ☐ 2.8L V-6 engine.
- ☐ 5-speed manual transmission. Available with 2.0L, 2.3L and 2.8L V-6 engines.
- (H) Automatic transmission. Available with 2.3L engine (4x2 models only) and 2.8L V-6. Includes 17-gallon midship fuel tank on long-wheelbase 4x2 models with 2.3L.
- ☐ Heavy-duty air cleaner.
- ☐ Heavy-duty battery, 63 amp-hr. maintenance free.
- ☐ Camper Package. See page 12.
- ☐ Super engine cooling.
- ☐ Auxiliary fuel tank. 13.0-gallon aft-of-axle tank in addition to standard midship tank. Includes gauge package and in-box spare tire carrier with lock. Also includes a 17-gallon midship fuel tank on long-wheelbase 4x2 models equipped with 4-speed manual transmission and 2.0L or 2.3L engines.
- ☐ Gauge Package. Includes ammeter, oil pressure gauge, temperature gauge and trip odometer. Standard with XLS trim and included with 2.2L diesel and auxiliary fuel tank.
- ☐ Engine block heater (gasoline engines). 600-watt element.
- ☐ Heavy-duty shock absorbers. Double-

- acting telescopic, front and rear.
- ☐ Tow hooks. Two hooks with 4x4 models; replace spoiler.
- ☐ Trailer Towing Package. See page 12.
- ☐ Snow Plow Special Package. See page 14.
- ☐ Automatic locking hubs. 4x4 models.
- ☐ Traction-Lok rear axle.
- ☐ Limited slip front axle (4x4 models).
- ☐ Heavy-Duty Front Suspension (4x4 models). 2,750-lb. GAWR includes heavy-duty front springs with air bag and heavy-duty front and rear shock absorbers.
- ☐ Handling Package. Includes heavy-duty front and rear shock absorbers and front and rear stabilizer bars (rear only with 4x4 models).
- ☐ Skid Plates (4x4 models).
- ☐ California emissions system.
- ☐ High altitude emissions system.

Protection

- ☐ Front license plate bracket. Included as required at extra cost.
- ☐ Security Lock Group. Includes glove box lock, locking gas cap(s) and underbody spare tire carrier lock.
- ☐ Exterior Protection Group. Includes chrome front bumper, black front bumper guards with end caps and black upper bodyside molding with dual red accent stripes (except with Tu-Tones).
- ☐ Chrome front bumper (standard trim).


Wheels

- (I) Cast aluminum wheels (4). For 4x2 models. 4x4 wheels are shown on page 2.
- (J) White sport wheels (5).
- (K) Deluxe wheel trim (standard trim).
- ☐ Cast aluminum spare wheel (4x4 models). Available with cast aluminum wheels only.


Options Availability

Ford Ranger options are not confined to this page but are shown throughout the catalog. Options, whether or not they are identified, are offered at extra cost. Some options are included, required, or are not available in combination with other options. Availability of some models and features described here and elsewhere may be subject to delay. Consult your Ford Dealer for the latest information.


TU-TONE PAINT SCHEMES



Regular Tu-Tone Paint. Accent color is applied to the lower bodyside/tailgate. Includes two-color tape stripe. Not available with XLS.



Deluxe Tu-Tone Paint. Accent color is applied to mid-bodyside, inside pickup box, rear of roof, B-pillar, back of cab and tailgate. Includes upper and lower two-color tape stripes. Not available with XLS.



Special Tu-Tone Paint. Accent color is applied to mid-bodyside, inside pickup box, rear of roof, B-pillar, back of cab and tailgate. Includes upper and lower two-color tape stripes. Lower two-color tape stripe and rocker panel paint is replaced with XLS tape stripe when ordered with Ranger XLS trim.

NOTE: See your Ford Dealer for available Tu-Tone color combinations. Illustrations above include XLT trim.

■ Body Color
■ Accent Color

Ford-Paid Repair Programs after the Warranty Period

Sometimes Ford offers adjustment programs to pay all or part of the cost of certain repairs. These programs are intended to assist owners and are in addition to the warranty or to required recalls. Ask Ford or your dealer about such programs relating to your Ford or Lincoln-Mercury vehicle.

To get copies of any adjustment program for your vehicle or the vehicle of interest to you:

Call Ford toll-free at 1-800-241-3673. Alaska and Hawaii call 1-800-243-3711, and in Georgia, call 1-800-282-0959.

Or write Ford at: Ford Customer Information System Post Office Box 95427 Atlanta, Georgia 30347.

We'll need your name and address; year, make and model vehicle, as well as engine size; and whether you have a manual or automatic transmission.

Technical Service Bulletins

All vehicles need repairs during their lifetime. Sometimes Ford issues Technical Service Bulletins (TSBs) and easy-to-read explanations describing unusual engine or transmission conditions which may lead to costly repairs, the recommended repairs, and new repair procedures. Often a repair now can prevent a more serious repair later. Ask Ford or your dealer for any such TSBs and explanations relating to your Ford or Lincoln-Mercury vehicle.

To get copies of these Technical Service Bulletins and explanations for your vehicle or the vehicle of interest to you:

Call Ford toll-free at 1-800-241-3673. Alaska and Hawaii call 1-800-243-3711, and in Georgia, call 1-800-282-0959.

Or write Ford at: Ford Customer Information System Post Office Box 95427 Atlanta, Georgia 30347.

We'll need your name and address; year, make and model vehicle, as well as engine size; and whether you have a manual or automatic transmission.

Extended Service Plan

Ford Motor Company's optional Extended Service Plan covers major components on new Ford Pickups for longer than the vehicle's basic warranty. The cost is so moderate for the protection you get that it could pay for itself the first time you need it. Your Ford Dealer will be happy to detail the Plan for you. Available on all cars and most light trucks, it is honored by more than 6,500 Ford and Lincoln-Mercury dealers nationwide and in Canada.

Specifications, descriptions and illustrative material contained herein were as accurate as known at the time this publication was approved for printing. Ford Division reserves the right to discontinue models or options at any time or change specifications and materials, equipment or design without notice and without incurring obligation. All options and accessories illustrated or referred to as optional or available in this publication are at extra cost. Some options are required in combination with other options. For the price of the model with the equipment you desire or verification of specifications contained herein, see your Ford Dealer.

1983 FORD RANGER TRIM CONTENT

*Upper bodyside molding available with Exterior Protection Group.
**Available with Light Group. Cargo light also included on Ranger XL and XLT with optional bucket seats.
†Available with Convenience Group only.

EXTERIOR	Standard	XL	XLT	XLS
Front Bumper	Black	Chrome	Chrome with black end caps	Black with rear step bumper, black end caps
Rectangular Halogen Headlights/ Wraparound Taillights	STD	STD	STD	STD
Grille	Chrome	Chrome	Chrome	Black
Black Front Spoiler	STD	STD	STD	STD
Black Windshield Wiper Arms	STD	STD	STD	STD
Windshield Molding	Bright	Bright	Bright	Black
Rear Window Molding with Bright Insert	NA	STD	STD	NA
Paint/Tape Stripe	NA	NA	Dual Accent—bodyside paint stripe (one color)	Two-color tape stripe with "XLS" graphics
Lower Bodyside Molding	NA*	NA*	Full-length black vinyl with bright accent*	Full-length black vinyl
Bright Lift-Type Door Handle with Keyless Door Locking	STD	STD	STD	Black
Black 5½" x 4¼" Left- and Right-Hand Mirrors	STD	STD	STD	STD
Bright Wheelip Moldings	NA	STD	NA	NA
Easily Removable Tailgate, One-Hand Operation	STD, includes tailgate letter tape	STD, includes tailgate letter tape	STD, includes brushed aluminum applique	STD, includes tailgate letter tape
Cargo Light	OPT**	OPT**	OPT**	STD
Argent Styled Steel Wheels	STD, Includes black hub cover	STD, Includes deluxe wheel trim (bright trim rings and hub cover)	STD, Includes deluxe wheel trim (bright trim rings and hub cover)	STD, Includes bright trim rings and black hub cover
Underframe Spare Tire Carrier	STD	STD	STD	STD
INTERIOR				
Instrument Panel with Color-Keyed Pad	Bronze-tone cluster applique	Woodtone cluster applique; flocked storage bin	Woodtone cluster applique; flocked storage bin	Bronze-tone cluster applique
AM Radio (May be deleted for credit)	STD	STD	STD	STD
Tri-Color Heater Control Lens	STD	STD	STD	STD
Stalk-Mounted Controls	STD	STD	STD	STD
Gauge Package	OPT	OPT	OPT	STD
Steering Wheel	Black 2-spoke	Black 2-spoke	Black 4-spoke	Black soft-wrap sport, 4-spoke
Rearview Mirror, Black	Day/night	Day/night	Day/night	Day/night
Cigarette Lighter	OPT†	STD	STD	OPT†
Color-Keyed Cloth Headliner	OPT	STD	STD	STD
Dome Light	STD	STD	STD	STD
Color-Keyed Sun Visors	STD	STD	STD	STD
Pivoting Vent Windows	OPT	OPT	STD	OPT
Door Courtesy Light Switch	LH (RH optional**)	LH and RH	LH and RH	LH (RH optional**)
Door Trim	Color-keyed vinyl, partial	Color-keyed vinyl, partial	Color-keyed vinyl, full	Color-keyed vinyl, partial
Seating	Vinyl bench seat with folding, covered seat back	Contoured vinyl bench seat with folding, covered seat back	Contoured cloth and vinyl bench seat with folding, covered seat back	Contoured cloth and vinyl reclining bucket seats
Seat Belts	Black	Color-keyed with tension eliminator	Color-keyed with tension eliminator	Black
Floor Covering (includes insulation)	Black vinyl-coated rubber floor mat	Color-keyed vinyl-coated rubber floor mat	Full color-keyed carpeting	Full color-keyed carpeting, including lower cab back panel
Scuff Plates	Black	Aluminum	Aluminum	Aluminum

FORD RANGER SPECIFICATIONS

*Available with Payload Package 1 only. Standard with Payload Packages 2 and 3 and Diesel 1 and 2.
**Standard in California.
†17.0 gal. on long-wheelbase models when optional automatic transmission or auxiliary fuel tank is ordered or with 2.2L diesel.
††Not available with the 2.2L diesel.
#With 2.3L engine only.
##14 x 5.5 with Payload Packages 2 and 3 and P205/75R14 tires.
§15 x 5.5 with Payload Package 2 and P195/75R-15SL steel-belted tires.

		4x2		4x4	
EQUIPMENT	107.9" WB	113.9" WB	107.9" WB	113.9" WB	
Maximum GVWR	Std. 4,360 lb. (4,460 w/2.2L diesel)	4,400 lb. (4,500 w/2.2L diesel)	4,460 lb.	4,500 lb.	
Frame	Std.	Ladder-type			
Axle, Front	Std.	Twin-I-Beam 2,200 lb.		Twin-Traction Beam 2,750 lb.	
Axle, Rear	Std. 2,200 lb. (2,700 lb. with Payload Pkgs. #2 and 3, and 2.2L diesel)			2,700 lb.	
	Opt.	Traction-Lok 2,700 lb.		Front: Limited Slip (2,750 lb.); Rear: Traction-Lok (2,700 lb.)	
Brakes	Std.	Manual front disc/rear drum		Power	
	Opt.	Power*		—	
Clutch Dia.	Std.	9 in. hydraulic			
Engine Fan	Std.	Viscous type			
Electrical: Battery (amp-hr.)	Std.	45 (maintenance free)		45 (maintenance free)	
	Opt.	63 (maintenance free)			
Alternator (amp.)	Std.	40 (60 w/AC)			
Engine (displ.)	Std.	2.0 liters		2.3 liters	
	Opt.	2.3 liters**		—	
	Opt.	2.2 liter diesel FI		Not Available	
	Opt.	2.8 liter V-6		2.8 liter V-6	
Fuel Tank Cap.	Std.	15.2 gal.†		15.2 gal.	17.0 gal.
	Opt.	13.0 gal. additional capacity			
Pickup Box	Std.	Double-wall sides and tailgate, all-welded construction			
Nominal Box Length	6'	7'	6'	7'	
Shock Absorbers, Front and Rear	Std.	Dual acting telescopic (1 in.), staggered in rear			
	Opt.	HD			
Springs, Front	Std. (Coil)	1,851 lb. (2,060 w/2.2L diesel)		1,870 lb.	
Rear	Std. (Leaf)	2,010 lb.		2,066 lb.	
(Combined Rating at Ground)		ALL SPRINGS COMPUTER-SELECTED			
Steering (No-Lube Linkage)	Std.	Manual			
	Opt.	Power (NA w/2.0L engine) (required with 2.0L and 2.8L V-6.)			
Transmission	Std.	4-speed manual			
	Opt.	5-speed manual overdrive††			
	Opt.	Automatic #		Automatic with 2.8L V-6	
Wheels: Type/Rim	Std.	Argent Styled Steel, 5-hole 14 x 5.0#		15 x 5.0§	
	Opt.	(4) cast aluminum, 14 x 6.0		15 x 6.0	
	Opt.	(5) white sport, 14 x 6.0		15 x 6.0	
Tires	Std.	(4) P185/75R-14SL Glass-Belted (Includes limited-service spare)		(5) P195/75R-15SL Glass-Belted	
	Opt.	Both glass- and steel-belted radials in sizes to match GVWR requirements. Use adequate tires for type of service. Consult your Ford Dealer.		Steel-belted radials in sizes to match GVWR requirements. Use adequate tires for type of service. Consult your Ford Dealer.	

Ranger Corrosion Protection ALUMINIZED WAX ■



The new Ford Ranger incorporates extensive corrosion protection throughout key elements in the vehicle structure. The entire truck body undergoes a **Cathodic E-Coat** bath at the factory which bonds the primer to the body metal by electrostatic attraction.

Many important structural components and exterior panels are made with **Zincrometal®** and **galvanized precoated steels** which are more resistant to corrosion than regular steel.

Special sealers and aluminized wax are used extensively to help keep moisture away from the inside of the body panels and other critical areas.

Plastic front fender aprons and rear wheel splash shields cannot rust. They help protect exposed areas from stone pecking, mud packing and corrosive road salts.

EXTERIOR COLORS

Raven Black

Medium Blue Metallic

Bittersweet Glow*

Silver Metallic

Bright Blue

Bright Bittersweet (4x4 models)

Medium Grey Metallic

Dark Spruce Metallic

Wimbledon White

Candyapple Red

Dark Brown Metallic

Desert Tan

Midnight Blue Metallic

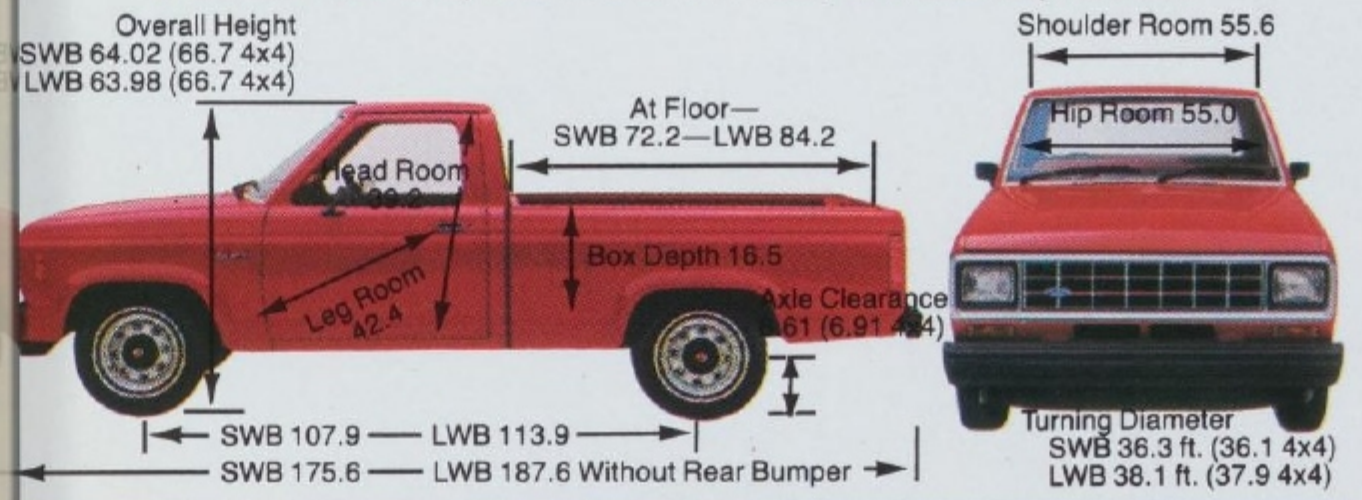
Medium Yellow

Light Desert Tan

Interior Color Choices
Black
Dark Blue
Red
Tan

*Extra-cost metallic Glow color.

DIMENSIONS (Standard Vehicle, Unloaded) Inches



BASE CURB WEIGHT (LB.)

Wheelbase	4x2			4x4			Cargo Volume
	Front	Rear	Total	Front	Rear	Total	
107.9	1,531	1,001	2,543	1,738	1,096	2,834	37.4 cu. ft.*
113.9	1,538	1,040	2,578	1,743	1,124	2,867	43.5 cu. ft.*

*Does not include allowance for wheelhouses.

RANGER PAYLOAD PACKAGE SELECTOR

Model	Pkg. No.	Payload*	GVWR	Tires (Minimum)
4x2 SWB	1	1,225 lb.	3,760 lb.	P185/75R-14SL Std.
4x2 SWB	1 (Diesel) Opt.	1,230 lb.	4,020 lb.	P185/75R-14SL
4x2 SWB	2 Opt.	1,620 lb.	4,220 lb.	P195/75R-14SL**
4x2 SWB	2 (Diesel) Opt.	1,610 lb.	4,460 lb.	P195/75R-14SL**
4x2 SWB	3 Opt.	1,755 lb.	4,360 lb.	P205/75R-14SL**
4x2 LWB	1	1,230 lb.	3,800 lb.	P185/75R-14SL Std.
4x2 LWB	1 (Diesel) Opt.	1,255 lb.	4,080 lb.	P185/75R-14SL
4x2 LWB	2 Opt.	1,625 lb.	4,260 lb.	P195/75R-14SL**
4x2 LWB	2 (Diesel) Opt.	1,620 lb.	4,500 lb.	P195/75R-14SL**
4x2 LWB	3 Opt.	1,755 lb.	4,400 lb.	P205/75R-14SL**
4x4 SWB	1	1,205 lb.	4,040 lb.	P195/75R-15SL Std.-G
4x4 SWB	2 Opt.	1,600 lb.	4,460 lb.	P195/75R-15SL Std.-S
4x4 LWB	1	1,210 lb.	4,080 lb.	P195/75R-15SL Std.-G
4x4 LWB	2 Opt.	1,610 lb.	4,500 lb.	P195/75R-15SL Std.-S

*Maximum allowable weight of people, cargo, body and equipment. Reduced by optional equipment weight.
**Required at extra cost.
G—Glass-belted.
S—Steel-belted.



1983 Ford Light Truck Lifeguard Design Safety Features

Vehicle Operation

- Dual service hydraulic brake system with warning light
- Front disc brakes
- Hazard warning flasher
- Two-speed or variable-speed windshield wipers
- Safety hood latch system

Occupant Protection

- Safety door latches and hinges
- Integral lap and shoulder belts with

automatic retractors for front outboard occupants

- Positive seat belt fastening reminder warning light and buzzer for the driver
- Lap belts with buckles for center front (where three-passenger front seat is provided) and all rear seating positions
- Energy-absorbing steering column and steering wheel
- Energy-absorbing instrument panel with padding for right and center (where three-

passenger front seat is provided) front passengers

- Impact-absorbing laminated safety glass windshield
- Flame resistant interior materials

Anti-Theft

- Locking steering column with key warning buzzer reminder
- Visible vehicle identification number
- Separate keys for ignition and door entry

Buy or lease FORD RANGER. Go for a test drive today.

Get it together—Buckle up.

FDT-8319B Litho in U.S.A. 1/83

FORD RANGER

FORD DIVISION

