

Mazda6



mazda



BE DIFFERENT

Looking for a car that's great fun to drive – but which is also fuel-efficient and produces minimal emissions? Take a look at the Mazda6. The visual clues are all there. The way the lines flow along the car. The dramatic alloys. The wide stance and muscular shoulders. Then take one for a spin. See how dynamic and responsive it feels on the road. Could this be what you've been looking for?





BE MORE EFFICIENT

Ever try to walk upright into a strong wind? Hard work isn't it? And it's the same with cars. If your car doesn't have good aerodynamics, it has to constantly push air out of the way. This wastes fuel and blunts performance. Mazda6 doesn't have this problem. Its aerodynamic design results in a class-leading drag co-efficient that lets it slice cleanly through the air. And, by channelling air as it moves over and under the car, Mazda6 also has confidence-inspiring straight-line stability.

BE IN CONTROL

Bends. Corners. Twisty bits. We love them. And we love to build cars that love them. That's why Mazda6 has sports car-inspired double-wishbone front suspension and multi-link rear suspension combined with Electronic Power Assisted Steering – because these let it flow seamlessly through corner after corner, with superb ride quality, exceptional grip and precise responses to your steering, braking and throttle inputs.



Electronic Power Assisted Steering (EPAS)

With EPAS, the required steering effort is proportional to the speed you are travelling. Minimal effort is needed at low speeds, while at higher speeds the steering has less assistance, making it heavier and, therefore, very precise. As an additional bonus, EPAS also reduces emissions and improves fuel efficiency.

High-tensile steel bodyshell

In addition to boosting safety and reducing weight, the high-tensile steel bodyshell provides a solid base for the chassis and steering that makes Mazda6 so rewarding to drive – and so capable of avoiding an accident in the first place.

BE CONSCIENTIOUS

Mazda6 proves that you can enjoy a dynamic drive while also being green. From the entry-level 1.8-litre engine upwards, its range of powerful petrol and turbo-diesel engines all meet stringent EC Stage V emissions standards*, and each squeezes the maximum amount of performance out of every precious drop of fuel. Smooth-shifting 5- and 6-speed manual gearboxes – plus the 5-speed Activematic transmission, which allows manual or automatic gear changes – combine with Mazda6's highly-efficient engines to enhance refinement and reduce fuel consumption, while delivering the quick, effortless shifts that are essential to every great driver's car.



2.0 MZR petrol

Mazda6's 2.0-litre petrol engine uses advanced DISI (Direct Injection Spark Ignition) technology that injects atomised fuel directly into the cylinder, allowing a higher than usual compression ratio. This results in a smooth and flexible delivery of power and torque – with increased efficiency and low CO₂ emissions.

2.2-litre diesel

Available with 129ps, 163ps and 180ps, the 2.2-litre diesel engine features a compact turbocharger and multi-point injection for better acceleration, increased torque at lower revs, better fuel economy – with up to 54.3mpg (5.2 L/100km)** – and CO₂ emissions as low as 138g/km**.

EC Stage V emissions

Reflecting our commitment to protecting the environment, every engine in the Mazda6 range meets the latest EC Stage V emissions standards*.

BE INTRIGUED

Technology is transforming the way we drive. And nowhere more so than in Mazda6. Some clever new ideas, like bi-xenon headlights, enhance your view of the road far ahead, so you can quickly react to potentially tricky situations long before you reach them. Some, like AFS, which illuminates what is just around the corner, give you a better view of more immediate obstacles. Others, like Smart Turn Indicators with one-touch operation, which cancel after three flashes, can make life just that little bit easier. Individually, each of these innovations is very good. Together, they can be simply brilliant.



Adaptive Front lighting System (AFS)

Boost visibility by swivelling up to 15 degrees to illuminate the area on the inside of a bend not covered by the high and low beams. AFS is standard with bi-xenon headlights on Mazda6 Sport models.

Bi-xenon headlights

Illuminate the road further ahead than conventional headlights. Include Adaptive Front lighting System (AFS).



BE CONNECTED

From the moment you slide into the driver's seat, you can tell Mazda6 is something different. Something exciting. Something to be enjoyed. You can see it in features like the soft-glow sequential instrument illumination with 'blackout' dials. It's clear from the easy-to-use design of the steering wheel-mounted controls for key features such as the audio and cruise control – and in the contrast between the glossy piano-black and chrome. Even the short distance between the steering wheel and the gear lever, for quicker, easier shifts, helps form a vital connection between you and your car.

BE RELAXED

Mazda6's interior is a special blend of sporty style and insightful features that's designed to make you feel instantly at home. With ample leg room for you and your passengers plus, depending on which model you choose, leather seats and seat heating, Mazda6 will leave you feeling as fresh at the end of a long drive as you were at the beginning. In fact, upon arrival, finding a good reason to get out again becomes the challenge.



BE IN TOUCH

It's always great to stay in touch – and not just with vital information about how your car's performing. That's why we've made it possible to turn Mazda6 into a high-tech mobile entertainment, navigation and communications centre. Depending on the model and the options you choose, you can be guided to your destination, listen to concert-hall quality music or talk safely to your friends on the phone while you drive.

Main image:

'Blackout' instrument dials
Clearer dials for better visibility, with high-precision amber-red illumination complemented by metal-effect rings with laser-cut graduations (Standard on Sport models).

- 1 Satellite navigation available as a dealer fit accessory
- 2 Steering wheel controls (not on S models)
- 3 Bluetooth® system
Lets you use a Bluetooth®-equipped mobile phone without taking your hands off the steering wheel or your eyes off the road (standard on Sport, and standard on TS² models from May 2010 production)
- 4 Auxiliary jack and power outlet (not on S models)





BE ENTERTAINED

Enhancing the driving experience in the Mazda6 is the 8-speaker Bose® sound system, which is optimised for the Mazda6 cabin to help reproduce music with more of the power and emotion of a live concert hall performance. AudioPilot® noise-compensation technology helps preserve the listening experience when confronted with the effects of unwanted outside sound and vehicle speed.

Eight high-performance speakers

- One 8cm neodymium mid-high-range speaker (centre fill) in the instrument panel.
- Two 4cm tweeters in the side-view mirror panels.
- Two 16.5cm neodymium low-mid-range speakers in the front doors. Two 16.5cm neodymium low-mid-range speakers in the rear doors. One 13cm Richbass® woofer in a 10-litre custom-engineered bass enclosure in the spare tyre wheel well.

System electronics

- Digital amplifier mounted below the driver's seat. Includes Bose® digital signal processing with AudioPilot® noise compensation technology and six channels of customised equalisation.
- AudioPilot® microphone mounted in the instrument panel monitors interior noise level.

BE SAFE

Prevention is better than cure, which is why Mazda6 incorporates so many features designed to help avoid accidents in the first place. These include Dynamic Stability Control (DSC), Anti-lock Braking System (ABS) and Adaptive Front lighting System (AFS). Further assurance is provided as Mazda6 also features a high-tensile steel bodyshell with crumple zones and a rigid passenger safety cell, as well as front seatbelt pre-tensioners and a full complement of airbags.

Emergency stop signal

Hazard warning lights start flashing automatically to warn following drivers when you brake in an emergency.

Anti-lock Braking System (ABS)

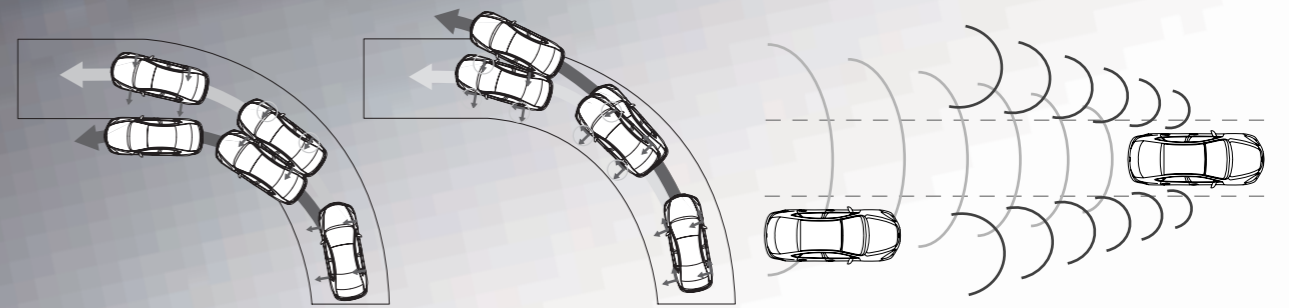
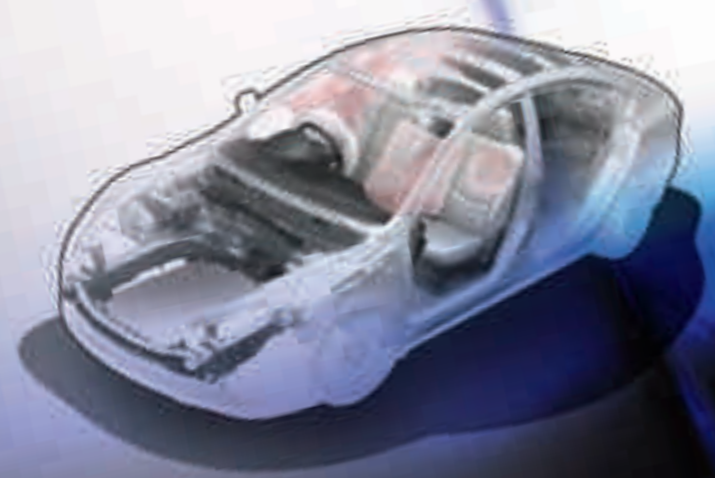
ABS works with the Electronic Brake-force Distribution (EBD) to optimise braking performance, helping you to maintain steering control in wet or snowy conditions.

Hill Hold Assist

Uses the brake-control function within the DSC system to keep your Mazda6 stationary when stopped on an incline, so you can pull away without having to use the handbrake.

Airbags

Mazda6 features dual front airbags, front side airbags and front and rear side curtain airbags for enhanced passenger protection.



Dynamic Stability Control (DSC)

DSC enhances stability in critical driving situations regardless of the road surface the car is driven on. The system, working in conjunction with ABS, reduces engine power when necessary and carefully regulates braking pressure on the individual wheel, ensuring that the car can get round corners

or around obstacles without either oversteering or understeering – still maintaining maximum traction and stability. TCS (Traction Control System) makes sure that the wheels do not spin on, for example, loose surfaces up to 18mph, by regulating the torque of the engine.

Rear Vehicle Monitoring (RVM)


RVM warns you of a vehicle entering the detection zone by activating a door mirror-mounted warning light on the relevant side of the car. If you then indicate prior to turning in that direction, the warning light begins flashing and an audible alert sounds.



BE VERSATILE

With a quick tug on the handles on either side of the load compartment, each side of the Karakuri rear seatback folds down, leaving a flat space for your luggage. Estate models have a tonneau cover that extends up and down as you open and close the tailgate. In addition estate models have a storage space for the tonneau cover, so you can make maximum use of the available space.

- 1 60/40 fold-down rear seats**
Increase the size of your load compartment while leaving room for one or two rear seat passengers.
- 2 Luggage area**
Mazda6 has been designed to be a spacious load-carrier – with the estate, in particular, offering up to 1751 litres of usable luggage space.
- 3 Sliding front centre armrest**
Designed to make long journeys seem just that little bit shorter.
- 4 Rear seat centre armrest**
Cup holders add an extra touch of convenience to the rear seat fold-down centre armrest.



BE CHOOSY

Do you go for the hatchback or estate? Will it be petrol or diesel? And which of the four distinct specification levels best suits your personality? These are tough decisions. But nice ones to have to make...

MAZDA6 S

- 16" steel wheels with wheel covers
- Manual air conditioning
- Front and rear electric windows
- Dynamic Stability Control (DSC)
- Anti-lock Braking System (ABS) with Electronic Brake-force Distribution (EBD) and Emergency Brake Assistance (EBA)

MAZDA6 TS

In addition to S:

- 16" alloy wheels
- Dual-zone automatic air conditioning
- Cruise control
- Trip computer
- Leather steering wheel and shift knob

MAZDA6 TS²

In addition to TS:

- 17" alloy wheels
- Front fog lights
- Rear Vehicle Monitoring system
- Front and rear parking sensors
- Automatic rain sensing wipers

MAZDA6 SPORT

In addition to TS²:

- 18" alloy wheels
- Partial leather / cloth seat trim
- Bose® sound system with 6-CD changer and eight speakers
- Smart keyless entry and start / stop button
- Tyre pressure monitoring system
- Bi-xenon headlights



MAKE IT YOURS


Choosing a Mazda6 demonstrates that you are an individual. And the wide range of Mazda accessories is an opportunity to make your Mazda6 individual to you, from those that transform its appearance, both inside and out, to those that enhance its versatility and functionality. Please take a look through the Mazda Accessory brochure or ask your dealer for further details.



MAKE IT YOURS

Mazda6's alloy wheels are a bold expression of individuality. In line with our weight-minimising 'gram strategy', they also combine strength with extremely light weight, and, as a result of our attention to every detail, they have even been shaped specifically to reduce the build-up of brake dust.

- | | |
|--|---|
| 1 16" alloy wheel (Accessory / TS) | 7 18" alloy wheel (Accessory) |
| 2 16" alloy wheel (Accessory) | 8 18" alloy wheel with titanium glossy finish (Accessory) |
| 3 17" alloy wheel (Accessory / TS ²) | 9 18" alloy wheel with polished matt black finish (Accessory) |
| 4 17" alloy wheel (Accessory) | |
| 5 17" alloy wheel (Accessory) | |
| 6 18" alloy wheel (Accessory / Sport) | |





1



2



3



4



5



6



7



8



9



10



11



12

1 Luxury floor mats.

2 Load compartment mat with bumper protection (estate).

3 Load compartment organiser.

4 Load compartment storage system.

5 Load compartment mat.

6 Steel mesh dog guard.

7 Detachable tow bar.

8 Tow bar cycle carrier.

9 Roof carrier systems (short-type roof carrier shown).

10 Bluetooth® hands-free kit.

11 iPod adaptor.

12 Pioneer navigation system.



Mazda Financial Services*

Mazda Financial Services has developed finance packages to provide you with choice and flexibility when buying your new Mazda. Time and convenience are also important to many customers, which is why Mazda Financial Services may be worth a closer look when buying your new Mazda.

Why Mazda Financial Services?

- Face-to-face service in the Mazda dealership
- In-showroom application process
- Fixed interest rates for the duration of your loan

To find out more about the benefits of Mazda Financial Services, speak to your Mazda dealer today.

*Finance subject to status. Terms and conditions apply. Applicants must be 18 or over. Guarantees / Indemnities may be required. Mazda Financial Services, 3 Princess Way, Redhill, Surrey, RH1 1SR.

Mazda Contract Hire**

Mazda Contract Hire is designed to offer our business customers with finance and maintenance packages that deliver a completely stress-free driving experience. Whether your business is looking to run one vehicle or a large fleet of vehicles, we will tailor a package to meet your needs.

**Mazda Contract Hire is provided by Lex Vehicle Leasing, trading as Mazda Contract Hire, Heathside Park, Heathside Park Road, Stockport, SK3 0RB. Guarantees / Indemnities may be required. Business users only. Authorised and regulated by the Financial Services Authority.



MECHANICAL FEATURES

Engines:

- 1.8 MZR Petrol**
- 1798cc in-line 4-cylinder, 16-valve, DOHC, developing 120ps (88kW) at 5500rpm and 165Nm at 4300rpm.
 - CO₂ emissions of 152-157g/km (EC Stage IV).
 - Multipoint injection into intake manifold.
 - Battery – 55D23L.
 - Alternator – 12V-100A.
- 2.0 MZR Petrol**
- 1999cc in-line 4-cylinder, 16-valve, DOHC, developing 155ps (114kW) at 6200rpm and 193Nm at 4500rpm.
 - CO₂ emissions of 159-161g/km (EC Stage V).
 - DISI (Direct Injection Spark Ignition).
 - Battery – 55D23L.
 - Alternator – 12V-100A.
- 2.0 MZR Petrol Auto**
- 1999cc in-line 4-cylinder, 16-valve, DOHC, developing 155ps (114kW) at 6200rpm and 193Nm at 4500rpm.
 - CO₂ emissions of 176-178g/km (EC Stage V).
 - DISI (Direct Injection Spark Ignition).
 - Battery – 55D23L.
 - Alternator – 12V-100A.
- 2.5 MZR Petrol**
- 2488cc in-line 4-cylinder, 16-valve, DOHC, developing 170ps (125kW) at 6000rpm and 226Nm at 4000rpm.
 - CO₂ emissions of 186-188g/km (EC Stage V).
 - Multipoint injection into intake manifold.
 - Battery – 55D23L.
 - Alternator – 12V-100A.
- 2.2 129ps Diesel**
- 2183cc diesel, developing 129ps (95kW) at 3500rpm and 340Nm at 1800rpm.
 - CO₂ emissions of 138g/km (EC Stage V).
 - Multi-point injection into intake manifold.
 - Battery – 95D31L.
 - Alternator – 12V-100A.
 - Diesel Particulate Filter (DPF).
- 2.2 163ps Diesel**
- 2183cc diesel, developing 163ps (120kW) at 3500rpm and 360Nm at 1800rpm.
 - CO₂ emissions of 142-143g/km (EC Stage V).
 - Multi-point injection into intake manifold.
 - Battery – 95D31L.
 - Alternator – 12V-100A.
 - Diesel Particulate Filter (DPF).
- 2.2 180ps Diesel**
- 2183cc diesel, developing 180ps (132kW) at 3500rpm and 400Nm at 1800rpm.
 - CO₂ emissions of 142-143g/km (EC Stage V).
 - Multi-point injection into intake manifold.
 - Battery – 95D31L.
 - Alternator – 12V-100A.
 - Diesel Particulate Filter (DPF).

Transmissions:

- 5- or 6-speed manual (6-speed only available on 2.0 MZR, 2.5 MZR and 2.2 Diesel) – Giving precise, positive shift feel to provide a feeling of unity between driver and vehicle.
- 5-speed Activematic (optional on 2.0 MZR) – Choice between automatic or manual shifting.

Body:

- Self-supporting rigid and torsion-resistant all-steel body with defined crush zones for the front and rear sections, stable passenger safety cell with side impact reinforcement in the doors.
- Mazda Advanced Impact Distribution and Absorption System (MAIDAS) designed to secure the critical interior space in the event of an accident.
- Supplementary Restraint System (SRS) comprising central control unit and crash sensors, seatbelt pretensioners, load-limiters and airbag system.

Chassis and Suspension:

- Front: Independent suspension with MacPherson struts, 4-point rubber mounting system and liquid-filled bushings.
- Rear: E-type multi-link suspension with monotube dampers and low-mounted springs to maximise load compartment space.

Brake System:

- Hydraulic, diagonally divided dual-circuit system with power brake unit.
- Anti-lock Braking System (ABS) with Electronic Brake-force Distribution (EBD) and Emergency Brake Assistance (EBA).
- Front: 299mm ventilated disc brakes.
- Rear: 280mm disc brakes.

MODEL AVAILABILITY AND TECHNICAL DATA

Model Availability		1.8 MZR	2.0 MZR	2.0 MZR Automatic	2.5 MZR	2.2D 129ps	2.2D 163ps	2.2D 180ps
5-door:	S	■	-	-	-	■	-	-
	TS	■	■	■	-	■	■	-
	TS ²	-	■	-	-	-	■	-
	Sport	-	-	■	■	-	-	■
Estate:	TS	-	■	-	-	-	■	-
	TS ²	-	■	■	-	-	■	-
	Sport	-	-	-	■	-	-	■

■ = Available.

Engine Type

Displacement (cc)	1798	1999	1999	2488	2183	2183	2183
Bore x stroke (mm)	83.0 x 83.1	87.5 x 83.1	87.5 x 83.1	89.0 x 100.0	86.0 x 94.0	86.0 x 94.0	86.0 x 94.0
Valves per cylinder	4	4	4	4	4	4	4
Maximum output [ps (KW) / rpm]	120 (88) / 5500	155 (114) / 6200	155 (114) / 6200	170 (125) / 6000	129 (95) / 3500	163 (120) / 3500	180 (132) / 3500
Maximum torque (Nm / rpm)	165 / 4300	193 / 4500	193 / 4500	226 / 4000	340 / 1800	360 / 1800	400 / 1800
Compression ratio	10.8	11.2	11.2	9.7	16.1	16.3	16.3

Transmission

Type	5-speed manual	6-speed manual	5-speed automatic	6-speed manual	6-speed manual	6-speed manual	6-speed manual
Gear ratios:	1st	3.666	3.454	3.620	3.454	3.818	3.538
	2nd	2.059	1.842	1.925	1.842	1.913	1.913
	3rd	1.310	1.233	1.285	1.310	1.218	1.218
	4th	0.970	0.914	0.933	0.970	0.880	0.880
	5th	0.755	0.795	0.692	0.795	0.809	0.809
	6th	-	0.680	-	0.680	0.711	0.711
Reverse	3.166	3.198	3.405	3.198	4.139	3.831	3.831
Final gear ratio	4.105	4.388	3.863	4.388	3.421 / 2.954	3.611 / 3.095	3.611 / 3.095

Steering

Steering gear	----- Electronic Power Assist System (EPAS) rack and pinion -----						
Minimum turning circle (wall-to-wall) (m)	11.8	11.8	11.8	11.8	11.8	11.8	11.8

TECHNICAL DATA

Performance and Economy 5-door	1.8 MZR	2.0 MZR	2.0 MZR Automatic	2.5 MZR	2.2D 129ps	2.2D 163ps	2.2D 180ps
Acceleration (0-62 mph in sec)	11.7	10.3	11.2	8.4	10.9	9.2	8.7
Top speed (mph)	121	134	128	137	121	132	135
Fuel consumption ¹⁾ [mpg / (l/100 km)]:							
Urban	30.7 (9.2)	29.4 (9.6)	26.4 (10.7)	25.4 (11.1)	42.8 (6.6)	40.9 (6.9)	40.9 (6.9)
Extra Urban	56.5 (5.0)	53.3 (5.3)	48.7 (5.8)	44.8 (6.3)	64.2 (4.4)	62.8 (4.5)	62.8 (4.5)
Combined	43.5 (6.5)	40.9 (6.9)	37.2 (7.6)	35.3 (8.0)	54.3 (5.2)	52.3 (5.4)	52.3 (5.4)
CO ₂ emissions (g/km) ²⁾	155	159	176	186	138	142	142
EC emission level	EC Stage IV*	EC Stage V	EC Stage V	EC Stage V	EC Stage V	EC Stage V	EC Stage V
Recommended fuel	----- Unleaded 95 RON -----				Diesel	Diesel	Diesel
Fuel tank capacity (litres)	64	64	64	64	64	64	64

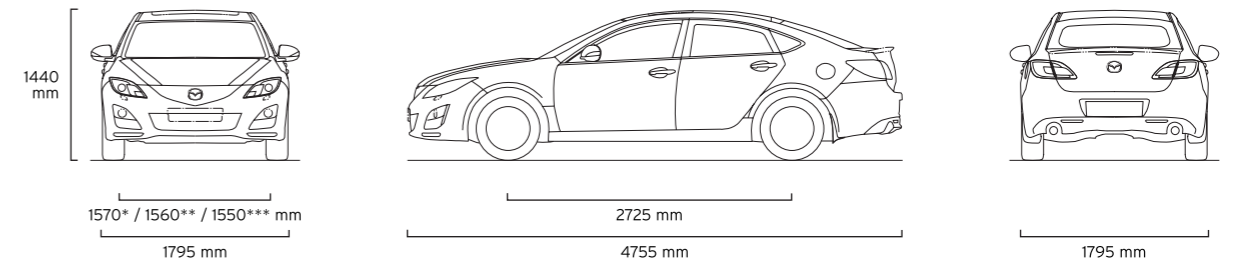
Estate

Acceleration (0-62 mph in sec)	-	10.4	11.3	8.4	-	9.2	8.7
Top speed (mph)	-	131	126	135	-	131	134
Fuel consumption ¹⁾ [mpg / (l/100 km)]:							
Urban	-	29.1 (9.7)	26.4 (10.7)	25.2 (11.2)	-	40.9 (6.9)	40.9 (6.9)
Extra Urban	-	52.3 (5.4)	48.7 (5.8)	44.1 (6.4)	-	62.8 (4.5)	62.8 (4.5)
Combined	-	40.4 (7.0)	36.7 (7.7)	34.9 (8.1)	-	52.3 (5.4)	52.3 (5.4)
CO ₂ emissions (g/km) ²⁾	-	161	178	188	-	143	143
EC emission level	-	EC Stage V	EC Stage V	EC Stage V	-	EC Stage V	EC Stage V
Recommended fuel	-	----- Unleaded 95 RON -----			-	Diesel	Diesel
Fuel tank capacity (litres)	-	64	64	64	-	64	64

¹⁾Fuel consumption and CO₂ emissions values according to 80/1268 EWG (1999/100/EC).
²⁾1.8-litre models are EC Stage V from June 2010 production onward.

TECHNICAL DATA

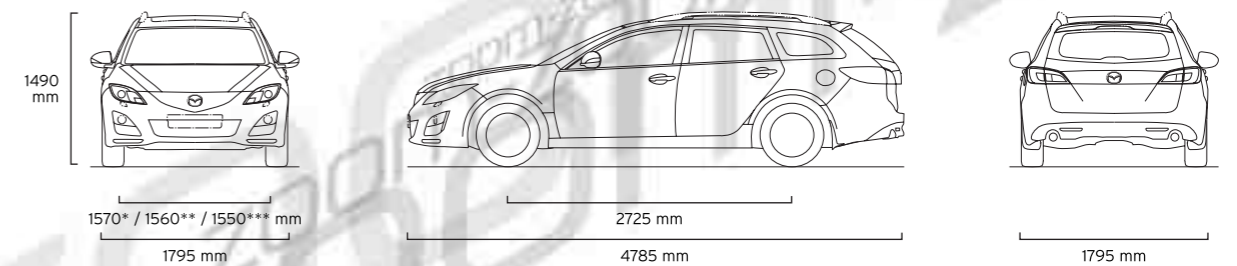
Dimensions and Weights 5-door	1.8 MZR	2.0 MZR	2.0 MZR Automatic	2.5 MZR	2.2D 129ps	2.2D 163ps	2.2D 180ps
Overall length / width / height (mm)	----- 4755 / 1795 / 1440 -----						
Ground clearance between the axles - unladen (mm)	165	165	165	165	165	165	165
Front track / Rear track (mm)	----- 1570* / 1560** / 1550*** -----						
Wheelbase (mm)	2725	2725	2725	2725	2725	2725	2725
Front headroom / leg room / shoulder room (mm)	----- 1001 / 1079 / 1430 -----						
Rear headroom / leg room / shoulder room (mm)	----- 945 / 947 / 1410 -----						
Cargo volume, acc. to VDA (l):							
5-seat mode (to belt line)	510	510	510	510	510	510	510
2-seat mode (to roof)	1702	1702	1702	1702	1702	1702	1702
Ventilated front disc diameter (mm)	299	299	299	299	299	299	299
Rear disc diameter (mm)	280	280	280	280	280	280	280
Kerb weight (kg) incl. driver (75 kg) (min)	1410	1435	1465	1455	1550	1555	1555
Permitted gross vehicle weight (kg)	1925	1955	1980	1970	2100	2110	2110
Permitted axle load, front / rear (kg)	1000 / 1025	1030 / 1030	1055 / 1020	1035 / 1035	1170 / 1030	1180 / 1030	1180 / 1030
Towing capacity (kg): 12% gradient	1300	1500	1500	1500	1400	1600	1600
Permissible towing weight:							
Unbraked	550	550	550	550	550	550	550
Maximum roof load (kg)	100	100	100	100	100	100	100



Estate

Overall length / width / height (mm)	----- 4785 / 1795 / 1490 -----						
Ground clearance between the axles - unladen (mm)	-	165	165	165	-	165	165
Front track / Rear track (mm)	----- 1570* / 1560** / 1550*** -----						
Wheelbase (mm)	-	2725	2725	2725	-	2725	2725
Front headroom / leg room / shoulder room (mm)	----- 1001 / 1079 / 1430 -----						
Rear headroom / leg room / shoulder room (mm)	----- 990 / 947 / 1410 -----						
Cargo volume, acc. to VDA (l):							
5-seat mode (to belt line)	-	519	519	519	-	519	519
2-seat mode (to roof)	-	1751	1751	1751	-	1751	1751
Ventilated front disc diameter (mm)	-	299	299	299	-	299	299
Rear disc diameter (mm)	-	280	280	280	-	280	280
Kerb weight (kg) incl. driver (75 kg) (min)	-	1465	1480	1485	-	1575	1575
Permitted gross vehicle weight (kg)	-	2000	2030	2010	-	2145	2145
Permitted axle load, front / rear (kg)	-	1020 / 1080	1045 / 1045	1025 / 1085	-	1165 / 1075	1165 / 1075
Towing capacity (kg): 12% gradient	-	1500	1500	1500	-	1600	1600
Permissible towing weight:							
Unbraked	-	550	550	550	-	550	550
Maximum roof load (kg)	-	100	100	100	-	100	100

*With 16x6 tyres; **With 16x6.5 tyres; ***With 17"/18" tyres.



EQUIPMENT

Safety and Security	S	TS	TS ²	Sport
Mazda Advanced Impact Distribution and Absorption System (MAIDAS) engineered 'triple H' body structure to help protect occupants from impact forces	●	●	●	●
Supplementary Restraint System (SRS) – Central control unit with crush sensors, front seatbelt pre-tensioners, load-limiters and dual front airbags	●	●	●	●
Anti-lock Braking System (ABS) with Electronic Brake-force Distribution (EBD) and Emergency Brake Assistance (EBA)	●	●	●	●
Dynamic Stability Control (DSC) with Traction Control System (TCS)	●	●	●	●
Rear Vehicle Monitoring system (RVM): Radar-based system which provides assistance whilst changing lanes and combines a blind spot monitoring system. Effective at speeds above 40mph	–	–	●	●
Emergency Stop Signalling system (ESS): Automatic activation of flashing brake lights and hazard lights when emergency braking is applied	●	●	●	●
Dual front airbags	●	●	●	●
Front side airbags	●	●	●	●
Front and rear curtain airbags	●	●	●	●
Safety brake pedal for minimum impact intrusion	●	●	●	●
Seatbelts: Front, 3-point (ELR) x 2 with pre-tensioners and load-limiters, height-adjustable	●	●	●	●
Rear, 3-point (ELR) x 3	●	●	●	●
ISOFIX child seat anchorage	●	●	●	●
Thatcham Category 1 alarm and immobiliser	●	●	●	●

Additional Safety and Security Options

Baby and child seats:	Child seat, 1st age	Please contact your dealer for further information and availability.
	Child seat, 2nd age ISOFIX	
	Child seat, 3rd age	

● = Standard; ○ = Option at extra cost.

EQUIPMENT

Exterior	S	TS	TS ²	Sport
Tyres and wheels:				
	●	–	–	–
	–	●	–	–
	–	–	●	–
	–	–	–	●
	●	●	●	●
	–	–	–	●
Metallic / Mica paint	○	○	○	○
Bumpers, front and rear:	●	●	●	●
Rear spoiler	–	●	●	●
Sports radiator grille and sports front fog lights	–	–	–	●
Bodyside mouldings:	●	●	●	●
Door handles:	●	●	●	●
Privacy glass:	–	–	–	●
Wipers:	●	●	●	●
	–	–	●	●
Headlights:	●	●	●	–
	–	–	–	●
Headlight cleaning	–	–	–	●
Headlight levelling:	●	●	●	–
	–	–	–	●
Automatic dusk-sensing lights	–	–	●	●
Front fog lights:	–	–	●	●
Rear brake light, high-mounted	●	●	●	●
Rear fog light	●	●	●	●
Parking Assist sensors:	–	–	●	●
Body-coloured door mirrors:	●	–	–	–
	–	●	–	–
	–	–	●	●
Roof rails, alloy-look:	–	●	●	●
Heated rear window	●	●	●	●
Heat-reflecting glass	●	●	●	●

Additional Exterior Options

Tyres and wheels:	See page 29 for wheel options	Please contact your dealer for further information and availability.
Suspension lowering kit		
Bumpers, front and rear:	Rear and side door protector	
	Rear step bumper protector	
Front fog lights:	Bumper installed	
Mudflaps:	Front	
	Rear	
Body-coloured door mirrors:	Chrome garnish	
Roof carrier system:	Bolt-on for 5-door, fixed for Estate	
	Attachment for skis	
	Attachment for bicycle	
Tow bar:	Tow bar harness (available in 7-pin and 13-pin)	
	Detachable for 5-door, detachable or fixed for Estate	
Roof box		
Dog guard:	Steel mesh (Estate only)	

● = Standard; ○ = Option at extra cost.

EQUIPMENT

Comfort and Convenience		S	TS	TS ²	Sport
Power door locks with deadlocking		●	●	●	●
Remote central locking system:	With illuminated entry	●	●	●	●
	Global closing (central closing of all windows through the key fob)	●	●	●	●
	Advanced keyless entry system	-	-	-	●
	Start / stop button	-	-	-	●
Power steering	●	●	●	●	
Cruise control	-	●	●	●	
Hill Hold Assist (HHA)*	-	-	●	●	
Electric windows:	Front and rear, with one-touch auto down on each window	●	●	●	●
Auto-dimming rear-view mirror		-	-	●	●
Air conditioning:	Manual	●	-	-	-
	Dual-zone climate control (driver and passenger)	-	●	●	●
Sunvisors:	Driver's and front passenger's, with mirror and ticket holder	●	-	-	-
	Driver's and front passenger's, with illumination, mirror ticket holder	-	●	●	●

Additional Comfort and Convenience Options

Floor mats:	Carpet floor mats 'Standard'	Please contact your dealer for further information and availability.
	Carpet floor mats 'Luxury'	
Sunblinds:	For side rear windows, frame type with fixing kit	
	For rear door windows, frame type and fixing kit	
	For rear windows, frame type with fixing kit	

● = Standard; ○ = Option at extra cost.

*HHA is not available on Mazda6 Automatic TS² or Sport models.

EQUIPMENT

Interior Features		S	TS	TS ²	Sport
Seats and integral head restraint:	Driver's, dial reclining and height adjustment	●	●	●	●
	Driver's, lumbar adjustment	●	●	●	●
	Driver's and passenger's height-adjustable head restraints	●	●	●	●
	Heated driver and front passenger seats (2-level adjustable)	-	-	-	●
	Partial leather / cloth seats	-	-	-	●
	Full leather seats with driver and front passenger electric adjustment with memory function for driver seat*	-	-	○	○
Rear seats:	60/40 'Karakuri' fold-flat seat system	●	●	●	●
	Three height-adjustable head restraints	●	●	●	●
	Centre armrest	-	●	●	●
Steering wheel:	Leather-wrapped	-	●	●	●
	Tilt and height adjustment	●	●	●	●
Foot pedals:	Aluminium	-	-	-	●
Shift knob:	Leather-wrapped	-	●	●	●
Grab handles:	Front passenger's and two rear with coat hooks	●	●	●	●
Audio:	Radio	●	●	●	●
	Single CD with four speakers	●	●	●	-
	Bose® sound system with 6-CD changer and eight speakers	-	-	-	●
	MP3 / CD playback capability	●	●	●	●
	Steering wheel-mounted remote audio controls	-	●	●	●
	Auxiliary jack for connecting MP3 players	-	●	●	●
Integrated Bluetooth® system**		-	-	● ¹⁾	●
Meter set:	White-finish dials with amber-red illumination	●	●	●	-
	Trip computer with speed alarm	-	●	●	●
	Exterior temperature thermometer, digital	●	●	●	●
	Blackout-finish dials with amber-red / blue illumination	-	-	-	●
	Tachometer	●	●	●	●
Fuel gauge	●	●	●	●	
Welcome mode lighting		-	●	●	●
Digital clock		●	●	●	●
Front centre armrest:	With storage box	●	●	●	●
	With slide function	-	-	●	-
	Soft-covered with slide function	-	-	-	●
Further storage spaces:	Glovebox, lockable with illumination	●	●	●	●
	Seatback pocket (passenger side)	●	●	●	●
	Front door pockets	●	●	●	●
	Two cup holders (front)	●	●	●	●
	Centre armrest storage tray	-	-	-	●
Interior light, dome with integral spotlight		●	●	●	●

Additional Interior Options

Foot pedals:	Aluminium	Please contact your dealer for further information and availability.
Scuff plates:	Front and rear, illuminated front	
Luggage compartment:	Trunk liner	
Trunkroom storage system:	Compartment separation	
Trunk mat:	Textile mat with bumper protection function (Estate only)	
Bluetooth® handsfree kit (S and TS)		

● = Standard; ○ = Option at extra cost. *Please refer to www.mazdahandsfree.com for phone compatibility.

¹Leather refers to centre seat facing and side supports.

²Standard on TS² models from May 2010 production. Check with your dealer for availability.

COLOURS AND SEAT TRIMS



Black cloth
(S, TS, TS²)

Partial Black leather / cloth
(Sport)

Black leather
(Optional on TS² and Sport)

Model	S	TS	TS ²	Sport
Trim	Black cloth	Black cloth	Black cloth	Partial Black leather / cloth
Solid Body Colour				
Brilliant Black	■	■	■	■
Mica and Metallic Body Colours*				
Black Mica	■	■	■	■
Clear Water Blue Metallic	■	■	■	■
Copper Red Mica	■	■	■	■
Crystal White Pearl Mica	■	■	■	■
Graphite Mica	■	■	■	■
Stormy Blue Mica	■	■	■	■
Sunlight Silver Metallic	■	■	■	■


■ = Available.
*Option at extra cost.



Brilliant Black Solid




Black Mica




Clear Water Blue Metallic



Copper Red Mica




Crystal White Pearl Mica




Graphite Mica



Stormy Blue Mica



Sunlight Silver Metallic



Warranty Plus – 3-Year Cover

Every Mazda is designed and built to the highest standards of performance, comfort and reliability. For your further reassurance, Mazda also provides a full 3-year / 60,000' mile warranty cover, including Mazda European Assistance, 3-year paintwork warranty and a 12-year anti-perforation warranty. There is no mileage limit during the first year of the warranty.

Mazda Momentum – New Vehicle Extended Warranty

At any time during the manufacturer's warranty period, you may purchase a Mazda Momentum extended warranty package. Three options are available. Your Mazda dealer will be pleased to provide you with details.

Mazda Financial Services*

Mazda Financial Services offers a variety of finance and insurance schemes to suit the needs of both private and business customers. With our wide range of plans and services, no-one is more committed to delivering complete motoring confidence and total peace of mind than Mazda and Mazda Financial Services.

Mazda Contract Hire**

As a Mazda corporate customer, you'll find that Mazda vehicles are designed to fulfil the diverse needs of a modern company. Our corporate service offers attractive purchase prices, low running costs and market-driven residual values, resulting in extremely competitive ownership costs. To find out more about the benefits of Mazda Contract Hire, please speak to your Mazda dealer.

Digital Service Record

The Mazda Digital Service Record (DSR) system provides increased security against counterfeit service documents and odometer tampering, and makes it easy to keep the service history up-to-date. Stored on a central database, the DSR replaces the traditional paper service book and ensures a secure, accurate and permanent service history for the life of the vehicle.

Your Mazda dealer:

Mazda Motors UK Limited reserves the right to introduce changes in specification and equipment due to its ongoing product development. Colour and trim samples shown in this brochure may vary from the actual colours because of the limitations in the printing process. It is recommended that you consult your Mazda dealer when referring to these.

Bose® and Centerpoint® are registered trademarks of Bose Corporation in the U.S. and other countries. Used with permission.

The Bluetooth® word mark and logos are owned by the Bluetooth SIG, Inc. and any use of such marks by Mazda Motor Company is under licence. Other trademarks and trade names are those of their respective owners.

*Finance subject to status. Terms and conditions apply. Applicants must be 18 or over. Guarantees / Indemnities may be required. Mazda Financial Services, 3 Princess Way, Redhill, Surrey, RH1 1SR. Authorised and regulated by the Financial Services Authority.

**Mazda Contract Hire is provided by Lex Vehicle Leasing, trading as Mazda Contract Hire, Heathside Park, Heathside Park Road, Stockport, SK3 0RB. Guarantees / Indemnities may be required. Business users only. Authorised and regulated by the Financial Services Authority.

March 2010.

Internet: www.mazda.co.uk

Mazda Helpline: 08457 48 48 48



Part No. MCAG1055A 03/10 (BJN 306333/GBR en/V1)

