

NISSAN NAVARA



[Exterior design](#) | [Interior space](#) | [Technology](#) | [Performance](#) | [Accessory](#) | [Grade and dimensions](#) | [Technical Specifications](#) | [Price List](#) | [Commitments](#)

[Print](#) | [Close](#)

[REQUEST A TEST DRIVE](#)





190
PS

450
NEWTON METRES

1,100
KG-PAYLOAD

2,700 KG
MAX. TOWING CAPACITY*

5-SEAT
DOUBLE CAB

A sports-driven front design,
a fully-equipped living cabin and an
outstanding capacity for action and
adventure, all built on a mass of
muscle.

Hardworking and handsome,
NAVARA is style with purpose: its
high stance and wide flared wheel
arches give you greater ground
clearance and axle articulation for
rough terrain.

* For King Cab

More nose, more nouse: the tough new NAVARA design is a guaranteed pick-up.
Easy to live with, great to work with and even more rewarding to play with.

THIS IS THE LIFE

[Exterior design](#) | [Interior space](#) | [Technology](#) | [Performance](#) | [Accessory](#) | [Grade and dimensions](#) | [Technical Specifications](#) | [Price List](#) | [Commitments](#)

[Print](#) | [Close](#)

REQUEST A TEST DRIVE

LUGGAGE
SPACE

2nd
ROW SEATS



The second row seats split 60:40 and have a clever folding mechanism to create maximum luggage space.



FULL 5-SEATER: THIS IS MY HOME.

Come on in: the NAVARA Double Cab is a full five-seater with a spacious cabin, refreshed by dual zone climate control.

[Exterior design](#) | [Interior space](#) | [Technology](#) | [Performance](#) | [Accessory](#) | [Grade and dimensions](#) | [Technical Specifications](#) | [Price List](#) | [Commitments](#)

[Print](#) | [Close](#)

REQUEST A TEST DRIVE



CRUISE CONTROL

DUAL ZONE CLIMATE CONTROL

BLUETOOTH® HANDSFREE

Keep up the pace with cruise control and speed limiter at the tip of your fingers. Play DVDs and CDs, browse with Bluetooth® streaming or enjoy live-performance sound quality from your iPod, MP3 player or USB stick.

2D/3D SPLIT SCREEN

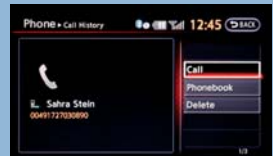
40GB HARD DISC DRIVE

BLUETOOTH® HANDSFREE

Visualise your journey on a 7" touch-screen with ultra-clear display of info-alerts, music selections, your 'phone book and diary and even the view behind. Rear view camera. Watch out behind thanks to the rear view camera. Having eyes in the back of your head makes light work of reverse parking and back-seat surveillance.



Map your route on a high-definition 2D or 3D split screen and auto-zoom on key targets with voice guidance in 8 European languages.



Open up with Bluetooth® hands-free connectivity complete with caller ID and voice recognition. Just plug in your 'phone and speak out.



Track your progress thanks to continuous updates on your touch screen. Precise and always pertinent, it gives you a sharper edge.



You'd think you were in an executive saloon with that extra-wide layout, leather trim and premium Sat Nav system set neatly into the dash.

** specification varies by grade, please see UK spec guide for full details.*

Your fully integrated navigation, communication and video/audio entertainment system, Nissan Connect Premium keeps you in touch and in rhythm wherever you are. Play DVDs and CDs, browse with Bluetooth® audio-streaming or enjoy live performance sound quality from your iPod®, MP3 or USB stick

** specification varies by grade please see UK spec guide for full details*

[Exterior design](#) | [Interior space](#) | [Technology](#) | [Performance](#) | [Accessory](#) | [Grade and dimensions](#) | [Technical Specifications](#) | [Price List](#) | [Commitments](#)

[Print](#) | [Close](#)

REQUEST A TEST DRIVE





The streamlined, tubular roof rack (standard on Tekna grade) is shaped to reduce wind resistance and can carry 56kg.



C-channel tie-down system
Ideal for securing all shapes of cargo for safe transportation, the system consists of four innovative channels running the length of the pick-up bed – including two fixed to the bed floor – and one running the width, plus four heavy duty cleats that move to where you need a tie-down point. This flexible system allows any type of load, however awkward, to be secured quickly and safely.



5 SEAT
DOUBLE CAB

1,100
KG PAYLOAD

2,700 KG
MAX TOWING*

A bit of rough and tumble won't hurt NAVARA: with an impressive load capacity of over 1,100kg – the bigger and bulkier, the better.

NAVARA's got the most practical bed size in its class with well over a metre of useful space between the wheel arches.

LAY MY BED

*2,700 Kg on King Cab / 2,600 Kg on Double Cab

[Exterior design](#) | [Interior space](#) | [Technology](#) | [Performance](#) | [Accessory](#) | [Grade and dimensions](#) | [Technical Specifications](#) | [Price List](#) | [Commitments](#)

[Print](#) | [Close](#)

[Page 1](#) | [Page 2](#) | [Page 3](#)

[REQUEST A TEST DRIVE](#)

TAKE ME HIGHER

The best thing about having a work-horse like NAVARA is when you take the day off.
So head for the hills and ride on.



5 A/T

GEARBOX

Get in gear with a 5-speed automatic gearbox.
Be laid-back or more involved with the option to change gear up or down in sequence for faster progress or just for fun.

2,700 KG

MAX TOWING*

Navara has plenty of stamina for your personal adventures. Bring all your boy toys: serious fun is the kind of action it likes best.

190 PS 450 NM

Flexible on power delivery and remarkably agile thanks to a highly effective suspension system, Navara responds quickly to your commands. In addition to the range, the new V6 3L-Diesel engine has 231PS and 550NM torque* And nothing's too heavy for its strong, high tensile steel ladder chassis with welded cross-members.

* V6 diesel available in the UK from July 2010

* 2,700 Kg on King Cab / 2,600 Kg on Double Cab

[Exterior design](#) | [Interior space](#) | [Technology](#) | [Performance](#) | [Accessory](#) | [Grade and dimensions](#) | [Technical Specifications](#) | [Price List](#) | [Commitments](#)

[Print](#) | [Close](#)

[Page 1](#) | [Page 2](#) | [Page 3](#)

[REQUEST A TEST DRIVE](#)

450
NM

2,700 KG
MAX TOWING*

4X4 TRANSMISSION

Select from 3 driving modes with the new rotary switch on the dash

- 2WD HIGH to power the rear wheels only in normal conditions.
- 4WD HIGH gives a 50/50 front / rear spread for light off-roading in mud or snow.
- 4WD LOW is for serious off-road driving in sand, snow or deep mud and for maximum traction while climbing and maximum engine braking on descent.

190
PS



Rotary 4x4 switch
Turn the dial to shift from 4X4 to 4X2 and back again in one simple movement.



ESP
Nissan's Electronic Stability Protection system automatically activates the ABS, traction control and active yaw control features to help maintain control in evasive manoeuvres.



There if you need them, all-round **airbags** keep you covered on any ground.




NAVARA is a 100% bona fide 4X4. With airbag protection throughout, it's a great ride for all.

MOVE MY WORLD

* 2,700 Kg on King Cab / 2,600 Kg on Double Cab

[REQUEST A TEST DRIVE](#)





Bed tent
It's good to know you've always got a roof over your head.

Bed liner & plastic tool box
Tidy your tools and clear the load bed, it's been a long day.



Aluminium tonneau cover
There's not much that can get through that tough shield.

18" alloy wheels
Hold the road in style with 18" alloy wheels.



WILD AT HEART





M: METALLIC S: SOLID

Enjoy feeling comfortably secluded with privacy glass and leather upholstery.
Just you and your NAVARA: what more does a man need?

COLOURS & TRIMS

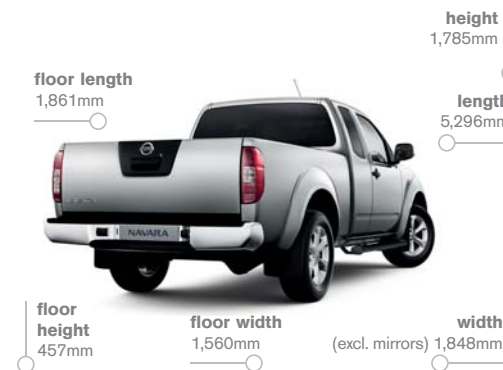


DIMENSIONS

DOUBLE CAB



KING CAB





X-TRAIL



PATHFINDER

We see **SHIFT_** as an invitation. To challenge whatever feels too familiar. To open your mind to the unfamiliar. To ask the questions no-one else is asking. And to find answers no-one else can. At Nissan, we do this every day. And it shapes everything we do. The result is a line-up of vehicles that represents a pure, uncompromising shift from the ordinary.

Visit our website at:
www.nissan.co.uk

Dealer stamp:



SHIFT_ the way you move

Every effort has been made to ensure that the content of this publication is correct at the time of going to press (April 2010). This brochure has been produced featuring prototype vehicles exhibited at motor shows. In accordance with the company's policy of continuously improving its products, Nissan International reserves the right to change at any time the specifications and the vehicles described and shown in this publication. Nissan dealers will be informed of any such modifications as quickly as possible. Please check with your local Nissan dealer to receive the most up-to-date information. Because of the limitations of the printing processes used, the colours shown in this brochure may differ slightly from the actual colours of the paint and interior trim materials used. All rights reserved. Reproduction in whole or part of this brochure without the written permission of Nissan International is forbidden.

Part number: 99999-53975 this brochure is made from chlorine-free paper - 04/2010 - Printed in EU.
Created by NEW Robinson Creapress, France - Tel.: +33 1 40 62 37 37 and produced by E-GRAPHICS\FRANCE, France - Tel.: +33 1 49 09 25 35



SHIFT_

NISSAN NAVARA



[Exterior design](#) | [Interior space](#) | [Technology](#) | [Performance](#) | [Accessory](#) | [Grade and dimensions](#) | [Technical Specifications](#) | [Price List](#) | [Commitments](#)

[Print](#) | [Close](#)

[REQUEST A TEST DRIVE](#)



The Navara is all about freedom, including freedom of choice. That's why we offer a Double Cab or King Cab, two transmissions, five core grades – quite apart from the range of colours and accessories that all let you create your perfect, personalised Navara.



VISIA DOUBLE CAB STANDARD FEATURES

DRIVE TRAIN

- 2.5 dCi with 144 PS / 350 Nm
- Part-time 4-wheel drive
- Low ratio gearbox

EXTERIOR

- 17" Alloy wheels (x4)
- Door mirrors with indicator/puddle lamp
- Tailgate lock
- One-handed tailgate release
- Tube rear bumper
- Tailgate lock

SAFETY AND SECURITY

- ESP (Electronic Stability Programme)
- ABS with EBD and Brake Assist
- Driver and passenger airbags
- Active front headrests
- 3-point rear seatbelts
- ISOFIX child seat anchoring points x2
- Superlocking for Cab
- NATS alarm
- NATS engine immobiliser

INTERIOR

- Cloth seat material
- 60/40 split foldable rear bench seat

COMFORT AND CONVENIENCE

- Manual Air Conditioning
- Electrically adjustable door mirrors
- Rotary selectable 4WD switch
- Remote central door locking
- Electric front and rear windows
- Power assisted steering
- Tilt adjustable steering wheel
- CD/ Radio audio
- MP3 Aux Socket
- Bluetooth telephone integration
- 2 Speakers

OPTIONS AT EXTRA COST

- External cab guard frame

ACENTA KING CAB OR DOUBLE CAB FEATURES ADDITIONAL TO VISIA

DRIVE TRAIN

- 2.5 dCi with 190 PS / 450 Nm
- Part-time 4-wheel drive
- Low ratio gearbox

EXTERIOR

- Chrome grille
- Front fog lights
- Body coloured door mirrors
- Side steps
- Rear step bumper load area
- C-Channel moveable tie-down point

SAFETY AND SECURITY

- Side & curtain airbags
- 3-point rear seatbelts (x3 on Double Cab, x2 on King Cab)
- ISOFIX child seat anchoring points x2 (Double Cab)

INTERIOR

- 60/40 split foldable rear bench seat (Double Cab only)
- Rear jump seats with under seat storage (King Cab only)
- Leather steering wheel, gear knob and handbrake
- Driver's seat height adjust
- Map reading light
- Sunglasses holder

COMFORT AND CONVENIENCE

- Dual zone climate control
- Heated door mirrors
- Cruise control with speed limiter
- Drive computer
- Electric front and rear windows (front only on King Cab)
- USB iPod connectivity
- 6 Speakers

OPTIONS AT EXTRA COST

- External cab guard frame

TEKNA DOUBLE CAB FEATURES ADDITIONAL TO ACENTA

EXTERIOR

- Roof rails
- Chrome power folding mirrors with indicator/puddle lamp
- Pop up headlamp washers
- Rear privacy glass

INTERIOR

- Graphite leather seats
- Heated front seats
- Power adjust driver's seat
- Illuminated footwell
- Aluminium front door entry guards

COMFORT AND CONVENIENCE

- Rain sensing windscreen wipers
- Automatic headlamps
- Auto dim rear view mirror
- Steering wheel audio controls

OPTIONS AT EXTRA COST

- Nissan Connect Premium with:
 - 7" touch screen
 - HDD Satellite Navigation
 - HDD music server
 - USB iPod connectivity
 - DVD movie playback (whilst vehicle is stationary)
 - Rear Parking camera

PLATINUM DOUBLE CAB FEATURES ADDITIONAL TO TEKNA

EXTERIOR

- Gun metal matt finish applied to:
 - Rear bumper
 - Front grille
 - Door handles
 - Back door finisher
 - 17" alloys
 - Wing mirrors
 - Side steps

COMFORT AND CONVENIENCE

- Communication and Entertainment system
 - 6.2" touch screen
 - Satellite Navigation
 - USB iPod connectivity
 - DVD movie playback (whilst vehicle is stationary)
 - Rear Parking Camera

OUTLAW V6 DOUBLE CAB FEATURES ADDITIONAL TEKNA

DRIVE TRAIN

- 3.0 dCi V6 231PS/550Nm
- 7-speed auto transmission

INTERIOR

- Electric sunroof

EXTERIOR

- 18" alloy wheels (x5)

COMFORT AND CONVENIENCE

- Nissan Connect Premium with:
 - 7" touch screen
 - HDD Satellite Navigation
 - HDD music server
 - USB iPod connectivity
 - DVD movie playback (whilst vehicle is stationary)
- BOSE™ speaker system

NAVARA

	King Cab	Double Cab			
VERSION	ACENTA	VISIA	ACENTA/TEKNA/PLATINUM	TEKNA/PLATINUM	OUTLAW V6
DRIVE TYPE	Part-time 4WD	Part-time 4WD	Part-time 4WD	Part-time 4WD	Part-time 4WD
ENGINE	YD25 Kai3	YD25 kai3	YD25 Kai3	YD25 Kai3	V9X
TRANSMISSION	Manual	Manual	Manual	Auto	Auto

ENGINE DESCRIPTION

Engine Code			YD25 Kai3	YD25 Kai3	YD25 Kai3	YD25 Kai3	V9X
No. of cylinders, configuration			4, in line	4, in line	4, in line	4, in line	V6 65°
Valves per cylinder			4, DOHC	4, DOHC	4, DOHC	4, DOHC	4
Air intake system			Turbo VNT Intercooler	Turbo VNT Intercooler	Turbo VNT Intercooler	Turbo VNT Intercooler	Turbo Intercooler
Control system			ECM	ECM	ECM	ECM	ECM
Cylinder block and head			Iron/ Al	Iron/ Al	Iron/ Al	Iron/ Al	CGI (block)/Al (head)
Engine capacity		cc	2488	2488	2488	2488	2991
Bore x Stroke		mm	89 x 100	89 x 100	89 x 100	89 x 100	84 x 90
Compression ratio			15:01	15:01	15:01	15:01	16:01
Camshaft drive			Chain driven	Chain driven	Chain driven	Chain driven	Single stage chain
Valve actuation			Direct (Graded shims)	Direct (Graded shims)	Direct (Graded shims)	Direct (Graded shims)	Roller Finger Follower (RFF) + Hydraulic Lash Adjuster (HLA)
Valve size (intake/exhaust)		mm	28.55 / 25.95	28.55 / 25.95	28.55 / 25.95	28.55 / 25.95	25.8/23.8
Valve timing (intake/exhaust)	opening	*BTDC	2 / 226	2 / 226	2 / 226	2 / 226	19/246
	closing	*ATDC	210 / -2	210 / -2	210 / -2	210 / -2	228/13.5
Electric throttle			Yes	Yes	Yes	Yes	Yes
Combustion principle			Compression ignition	Compression ignition	Compression ignition	Compression ignition	Compression ignition
Combustion chamber shape			Toroidal	Toroidal	Toroidal	Toroidal	Toroidal
Bearings			5	5	5	5	4
Fuel pump			Denso HP-3	Denso HP-3	Denso HP-3	Denso HP-3	Bosch CP1H
Fuel type			Diesel / Biodiesel (B10 max)	Diesel / Biodiesel (B10 max)	Diesel / Biodiesel (B10 max)	Diesel / Biodiesel (B10 max)	Diesel / Biodiesel (B10max)
Fuel type - CN or RON	min	CN/ RON	CN51	CN51	CN51	CN51	CN51
Fuel supply			Direct Injection + Common rail	Direct Injection + Common rail	Direct Injection + Common rail	Direct Injection + Common rail	Common rail direct multi-injection
Emission control system			EGR + Catalyst + DPF	EGR + Catalyst + DPF	EGR + Catalyst + DPF	EGR + Catalyst + DPF	EGR + Catalyst + DPF
Cold start			Electronic Glow Plug Control Unit	Electronic Glow Plug Control Unit	Electronic Glow Plug Control Unit	Electronic Glow Plug Control Unit	Electronic Glow Plug Control Unit
Balancer assembly shafts			without	with	with	with	-
Oil capacity (min/max)		l	5.3 / 6.7	5.3 / 6.7	5.3 / 6.7	5.3 / 6.7	4.0 / 6.5
Oil Pan			Al / Steel	Al / Steel	Al / Steel	Al / Steel	Aluminium

ENGINE PERFORMANCE (according to EC 80/1269 directive)

Maximum engine power		kW(PS)/rpm	140 (190)/ 3600	106(144)/3600	140 (190)/ 3600	140 (190)/ 3600	170(231)/ 3750
Maximum engine power		bhp	187.7	142.08	187.7	187.7	228
Maximum engine torque		Nm (kgm)/rpm	450/2000	350/1600	450/2000	450/2000	550/1750
Emission class			Euro 5	Euro 5	Euro 5	Euro 5	Euro 5

TRANSMISSION SPECIFICATION

Clutch type			Dry Plate Mech.	Dry Plate Mech.	Dry Plate Mech.	Torque Converter	Torque Converter
Transmission type			6 Speed M/T	6 Speed M/T	6 Speed M/T	5 Speed A/T	7 Speed A/T
Gear ratio	1st		4.692	4.692	4.692	3.827	4.886
	2nd		2.705	2.705	2.705	2.368	3.169
	3rd		1.747	1.747	1.747	1.52	2.027
	4th		1.291	1.291	1.291	1.000	1.411
	5th		1.000	1.000	1.000	0.834	1.000
	6th		0.827	0.827	0.827	--	0.864
	7th		--	--	--	--	0.774
	Rev		4.260	4.260	4.260	2.613	4.041
Final drive			3.692	3.692	3.692	3.538	3.133
Transfer ratio (in 4Lo mode)			2.625	2.625	2.625	2.625	2.625
Driven wheels			4WD	4WD	4WD	4WD	4WD

SECURITY

Thatcham Security Rating			10	10	10	11	11
--------------------------	--	--	----	----	----	----	----

PERFORMANCE

Maximum speed (Vmax)		mph (km/h)	112 (180)	104(168)	112(180)	111(178)	121 (195)
Accel. 0-100 km/h (0-62mph)		sec	10.8	13.1	11.1	10.7	9.3
Frontal area		(m**2)	2.76	2.76	2.76	2.76	2.76
Aerodynamics		Cd	0.41	0.43	0.43	0.43	0.43

	King Cab		Double Cab			
VERSION	ACENTA		VISIA	ACENTA/TEKNA/PLATINUM	TEKNA/PLATINUM	OUTLAW V6
DRIVE TYPE	Part-time 4WD		Part-time 4WD	Part-time 4WD		Part-time 4WD
ENGINE	YD25 Kai3		YD25 kai3	YD25 Kai3		V9X
TRANSMISSION	Manual		Manual	Manual	Auto	Auto
FUEL CONSUMPTION (according to EC 1999/100 directive)						
Fuel tank capacity	l	80	80	80	80	80
Urban cycle	mpg	26.4 (10.7)	27.4 (10.3)	26.4 (10.7)	24.6 (11.5)	22.2 (12.7)
Extra urban	mpg	39.8 (7.1)	40.4 (7.0)	39.8 (7.1)	38.2 (7.4)	37.2 (7.6)
Combined	mpg	33.6 (8.4)	34.5 (8.2)	33.6 (8.4)	31.8 (8.9)	29.7 (8.5)
CO2 mass emission (combined)	g/km	222	215	222	235	250
NOISE (according to EC 1999/101 directive)						
Driving noise level	(dB(A))	75	75	75	75	75.4
Standing noise level	(dB(A))/rpm	80	80	80	81	79.5
EXTERIOR DIMENSIONS						
Overall length (Rr Bumper Step type)	mm	5296	5296	5296	5296	5296
Overall length (Without Rr Bumper)	mm	5222	5222	5222	5222	5222
Overall width (excl. mirrors)	mm	1848	1848	1848	1848	1848
Max Overall height (w/o roofrails)	Max mm	1783	1797	1795	1795	1795
Max Overall height (with roofrails)	Max mm	--	-	1905	1905	1906
Wheelbase	mm	3200	3200	3200	3200	3200
Overhang	Front mm	866	866	866	866	866
Overhang (Rr Bumper step type)	Rear mm	1230	1230	1230	1230	1230
Overhang (with Rr Bumper)	mm	1156	1156	1156	1156	1156
Track	Front mm	1570	1570	1570	1570	1570
Track	Rear mm	1570	1570	1570	1570	1570
DOORS & SEATING CAPACITY						
Number of seats	1st Row	2	2	2	2	2
	2nd Row	2	3	3	3	3
Door length	Front mm	1118.5	1118.5	1118.5	1118.5	1118.5
	Rear mm	596	874	874	874	874
Door opening angle	Front °	65	65	65	65	65
	Rear °	88	76	76	76	76
BED SIZE						
Length	Floor mm	1861	1511	1511	1511	1511
	Top mm	1837	1487	1487	1487	1487
Width	Floor mm	1560	1560	1560	1560	1560
	Top mm	1496	1496	1496	1496	1496
Width (between wheelarches)	mm	1130	1130	1130	1130	1130
Opening width	mm	1432	1432	1432	1432	1432
Height	mm	457	457	457	457	457
INTERIOR PACKAGING						
Effective interior length (A-Pillar - Back panel)	mm	1780	2130	2130	2130	2130
Front head room (w/o sunroof)	mm	111	111	111	111	111
Front head room (with sunroof)	mm	--	--	--	--	73
Second row head room	mm	50	90	90	90	90
Front knee room	mm	632	632	632	632	632
Second row knee room	mm	448	612	612	612	612
Front shoulder room	mm	1480	1480	1480	1480	1480
Second row shoulder room	mm	1394	1480	1480	1480	1480
Front HIP room	mm	1480	1480	1480	1480	1480
Second row HIP room	mm	1366	1480	1480	1480	1480
WEIGHTS						
Kerb weight	kg	1990	2085	2085	2100	2150
Gross vehicle weight	kg	3110	3210	3210	3210	3240
Maximum payload	kg	1215	1250	1250	1210	1130
Permissible axle weight front	kg	1370	1470	1470	1470	1530
Permissible axle weight rear	kg	1960	1960	1960	1960	2033
Max. towing capacity weight braked @ 12%	kg	2700	2600	2600	2600	3000
Max. trailer weight unbraked	kg	750	750	750	750	750
Permissible vertical force on hitch ball	kg	108	104	104	104	120
Towbar load limit	kg	20	20	20	20	20
Max. roof load with roof bars	kg	-	-	56	56	56

	King Cab			Double Cab				
VERSION	ACENTA			VISIA	ACENTA/TEKNA/PLATINUM	TEKNA/PLATINUM	OUTLAW V6	
DRIVE TYPE	Part-time 4WD			Part-time 4WD	Part-time 4WD		Part-time 4WD	
ENGINE	YD25 Kai3			YD25 kai3	YD25 Kai3		V9X	
TRANSMISSION	Manual			Manual	Manual	Auto	Auto	
BRAKES SYSTEM								
Brakes system	2 circuits; Front & Rear distribution, Power assisted, ABS, EBD & BA & ESP			2 circuits; Front & Rear distribution, Power assisted, ABS, EBD & BA & ESP				
Size	Front		Vented Disc (320 x 28)	Vented Disc (320 x 28)	Vented Disc (320 x 28)	Vented Disc (320 x 28)	Vented Disc (320 x 28)	
	Rear		Drum 295	Drum 295	Drum 295	Drum 295	Drum 295	
STEERING								
Steering system	Rack & Pinion Power Assisted			Rack & Pinion Power Assisted	Rack & Pinion Power Assisted	Rack & Pinion Power Assisted	Rack & Pinion Power Assisted	
Turning circle, wall to wall		m	13.8	13.8	13.8	13.8	13.8	
Turning circle, kerb to kerb		m	13.3	13.3	13.3	13.3	13.3	
Overall steering ratio			21.6	21.6	21.6	21.6	21.6	
Linear steering ratio		mm/rev	44	44	44	44	44	
Lock to Lock			3.8	3.8	3.8	3.8	3.8	
SUSPENSION								
Front suspension	Double wishbone with coil over strut			Double wishbone with coil over strut	Double wishbone with coil over strut	Double wishbone with coil over strut	Double wishbone with coil over strut	
Rear suspension	Rigid leaf spring			Rigid leaf spring	Rigid leaf spring	Rigid leaf spring	Rigid leaf spring	
WHEELS & TYRES								
Wheel size		inches	17 x 7JJ	17 x 7JJ	17 x 7JJ	17 x 7JJ	18 x 7JJ	
Tyre size			255/65 R17	255/65 R17	255/65 R17	255/65 R17	255/60 R18	
OFF ROAD CAPABILITY (measured in running order weight condition)								
Approach angle	Min	°	30	30	30	30	30	
Min Departure angle (Rr Bumper Step type)		°	24	24	24	24	24	
Min Departure angle (Re Bumper Tube type)		°	26	26	26	26	26	
Ramp over angle	Min	°	22	22	22	22	22	
Maximum climbable gradient		°	39	39	39	39	39	
Maximum lateral inclination		°	49.8	49.8	49.8	49.8	49.8	
Minimum ground clearance (between axles)		mm	228	228	228	228	230	
Maximum wading depth		mm	450	450	450	450	450	
OTHER								
Engine starter output		kw	2.2	2.2	2.2	2.2	2.2	
Battery capacity		Ah	70	70	70	70	95	
Clutch diameter (inner/outer)		mm	180 / 275	180 / 275	180 / 275	--	--	
Airbag size	Dr/As	L	45/90	45/90	45/90	45/90	45 / 90	
Number of master keys			2	2	2	2	2	
Fuel lid lock			Yes	Yes	Yes	Yes	Yes	
Tyre speed limit (Std)			H (210km/h)	H (210km/h)	H (210km/h)	H (210km/h)	H (210 km/h)	
Rear suspension size		mm	1400 x 60 x (2x9 + 2x15)	1400 x 60 x (2x9 + 2x15)	1400 x 60 x (2x9 + 2x15)	1400 x 60 x (2x9 + 2x15)	1400 x 60 x (2x8 + 1x9 + 1x18)	
Under cover			Yes (Metal)	Yes (Metal)	Yes (Metal)	Yes (Metal)	Yes (Metal)	
Side protection bars (Fr Door LH/RH) & (Rr Door LH/RH)			(1/1) & (1/1)	(1/1) & (1/1)	(1/1) & (1/1)	(1/1) & (1/1)	(1/1) & (1/1)	
Frame cross members bars			8	8	8	8	8	



You care about your Nissan so Nissan will care for you.

That's why we'll make the following commitment:

YOU care about staying on the road when your Nissan is in for service or repair.

NISSAN will keep you mobile free of charge.

+++++

YOU care about quality enough to have your Nissan serviced at a Nissan dealership.

NISSAN says thanks by giving you continuous Nissan Roadside Assistance for free.

+++++

YOU care about getting the best value for money when it comes to service and repair.

NISSAN will price match like for like competitor written quotes within 10 miles of your local dealer.

+++++

YOU care about having your problems resolved quickly.

NISSAN will propose how to resolve any problem within two working days.

+++++

YOU care about getting the right Nissan model, engine & gearbox to test drive.

NISSAN will guarantee that's what you'll get when you pre-book your test drive either online or through our customer service centre.

For terms and conditions, please visit nissan.co.uk/care

INTRODUCING
OUR
COMMITMENT TO
YOU

YOU + NISSAN
CARE

REQUEST A TEST DRIVE





We see **SHIFT_** as an invitation. To challenge whatever feels too familiar. To open your mind to the unfamiliar. To ask the questions no-one else is asking. And to find answers no-one else can. At Nissan, we do this every day. And it shapes everything we do. The result is a line-up of vehicles that represents a pure, uncompromising shift from the ordinary.

Visit our websites at:
www.nissan.co.uk
www.nissan.co.uk/navara

Dealer stamp:

Every effort has been made to ensure that the content of this publication is correct at the time of going to press (February 2013). In accordance with the company's policy of continuously improving its products, Nissan Europe reserves the right to change at any time the specification and the vehicles described and shown in this publication. Nissan dealers will be informed of any such modifications as quickly as possible. Please check with your local Nissan dealer to receive the most up-to-date information. All rights reserved. Reproduction in whole or part of this brochure without the written permission of Nissan Europe is forbidden.

Part Number 99999-54085. Printed in the UK.

[Exterior design](#) | [Interior space](#) | [Technology](#) | [Performance](#) | [Accessory](#) | [Grade and dimensions](#) | [Technical Specifications](#) | [Price List](#) | [Commitments](#)

[Print](#) | [Close](#)

[REQUEST A TEST DRIVE](#)



[Exterior design](#) | [Interior space](#) | [Technology](#) | [Performance](#) | [Accessory](#) | [Grade and dimensions](#) | [Technical Specifications](#) | [Price List](#) | [Commitments](#) [Print](#) | [Close](#)

[Navara Model and option prices](#) | [Further Information](#)

[REQUEST A TEST DRIVE](#)



NAVARA

Engine	Version	Body	Transmission	Basic Delivered	Basic On The Road
2.5dCi 144PS	VISIA	Double Cab	6 manual	17,725.00	17,995.00
2.5 dCi 190PS	ACENTA	King Cab	6 manual	17,891.67	18,161.67
		Double Cab	6 manual	19,141.67	19,411.67
	TEKNA	Double Cab	6 manual	21,870.83	22,140.83
			5 auto	23,312.50	23,582.50
			6 manual	22,704.17	22,974.17
	PLATINUM	Double Cab	5 auto	24,145.83	24,415.83
OUTLAW V6	7 auto		30,179.17	30,449.17	

The Basic Delivered prices excludes VAT but includes delivery to the dealership and number plates. The Basic On The Road price excludes VAT but includes delivery to the dealership, number plates, 12 months Government Vehicle Excise Duty (£215 for Light Commercial Vehicles) and Government First Registration Fee of £55.



NAVARA OPTIONS

	VISIA	ACENTA	TEKNA	OUTLAW V6	Basic
Metallic or pearlescent paint	<input type="radio"/>	<input type="radio"/>	<input type="radio"/>	<input type="radio"/>	412.50
External cab guard frame	<input type="radio"/>	<input type="radio"/>			160.00
Nissan Connect Premium (HDD sat nav, Nissan Music Box and rear parking camera)			<input type="radio"/>	<input checked="" type="radio"/>	1,375.00

[Exterior design](#) |
 [Interior space](#) |
 [Technology](#) |
 [Performance](#) |
 [Accessory](#) |
 [Grade and dimensions](#) |
 [Technical Specifications](#) |
 [Price List](#) |
 [Commitments](#)

[Print](#) |
 [Close](#)

[Navara Model and option prices](#) |
 [Further Information](#)

[Page 1](#) |
 [Page 2](#) |
 [Page 3](#)

REQUEST A TEST DRIVE



	VISIA	ACENTA	TEKNA	OUTLAW V6	Basic
Delivery Pack (rubber mats, spare bulb and fuse set, Nissan care pack*)	<input type="checkbox"/>	<input type="checkbox"/>	<input type="checkbox"/>	<input type="checkbox"/>	41.67
Armadillo Style Pack (Armadillo roll top, Sports bar, lashing rails)	<input type="checkbox"/>	<input type="checkbox"/>	<input type="checkbox"/>	<input type="checkbox"/>	1,849.99
X-Line Hardtop Pack (X-Line Hardtop, bed liner, tailgate liner, Rear park sensors or flanged towbar & electrics)	<input type="checkbox"/>	<input type="checkbox"/>	<input type="checkbox"/>	<input type="checkbox"/>	2,200.00
Protection Pack (bedliner dc, tailgate liner, fitting kit, rubber mats dc)	<input type="checkbox"/>	<input type="checkbox"/>	<input type="checkbox"/>	<input type="checkbox"/>	250.00
Rear park sensors	<input type="checkbox"/>	<input type="checkbox"/>	<input type="checkbox"/>	<input type="checkbox"/>	313.33
Rubber Mats (front and rear)	<input type="checkbox"/>	<input type="checkbox"/>	<input type="checkbox"/>	<input type="checkbox"/>	38.33
Bed liner, tailgate liner and fitting kit (Double Cab)	<input type="checkbox"/>	<input type="checkbox"/>	<input type="checkbox"/>	<input type="checkbox"/>	276.67
Side bars with steps (prices from)	<input type="checkbox"/>	<input type="checkbox"/>	<input type="checkbox"/>	<input type="checkbox"/>	541.67
Chrome fog lamp rings	<input type="checkbox"/>	<input type="checkbox"/>	<input type="checkbox"/>	<input type="checkbox"/>	130.83
Sports bar#^	<input type="checkbox"/>	<input type="checkbox"/>	<input type="checkbox"/>	<input type="checkbox"/>	590.00
S-Line hardtop# (Double Cab only)	<input type="checkbox"/>	<input type="checkbox"/>	<input type="checkbox"/>	<input type="checkbox"/>	1,890.00
X-Line hardtop# (Double Cab only)	<input type="checkbox"/>	<input type="checkbox"/>	<input type="checkbox"/>	<input type="checkbox"/>	2,000.00
Snugtop Cab-Hi Solid Side#	<input type="checkbox"/>	<input type="checkbox"/>	<input type="checkbox"/>	<input type="checkbox"/>	1,458.33
Snugtop Supersport#	<input type="checkbox"/>	<input type="checkbox"/>	<input type="checkbox"/>	<input type="checkbox"/>	1,783.33
Snugtop XTR#	<input type="checkbox"/>	<input type="checkbox"/>	<input type="checkbox"/>	<input type="checkbox"/>	2,133.33
Towbar and electrics (prices from)**	<input type="checkbox"/>	<input type="checkbox"/>	<input type="checkbox"/>	<input type="checkbox"/>	304.50
'Roll-N-Lock' Tonneau cover	<input type="checkbox"/>	<input type="checkbox"/>	<input type="checkbox"/>	<input type="checkbox"/>	1,054.99

*Not compatible with vehicles fitted with a guard frame, bed caps, bed railings or style bar

Optional - Standard - Optional Dealer Fit -

**Price quoted for flanged towbar with single electrics

^ Compatible with Armadillo Roll Top, additional canister lid required

* Nissan car pack includes: Nissan branded toggle bag, large car wash sponge, wash 'N' wax sachet, screen bug shifter sponge, chamoix de-mister pad, screenwash sachet, pocket torch (including batteries)

** Not compatible with guard frame, bed caps, hard tops and over the rail tailgate liner.

Speak to your Nissan dealer for pricing and compatibility of accessories to specific Navara models and grades

Dealer fit option prices include fitting but are only a guide. Please check with your local Nissan dealer for exact prices.

Exterior design | Interior space | Technology | Performance | Accessory | Grade and dimensions | Technical Specifications | [Price List](#) | Commitments

Print | Close

[Navara Model and option prices](#) | [Further Information](#)

Page 1 | Page 2 | Page 3

[REQUEST A TEST DRIVE](#)

NISSAN VAN INSURANCE

Did you know you can insure your van through Nissan Insurance?

With Nissan Van Insurance, you can be sure that you'll get the right cover at a great price. You'll also be dealing with people who really understand the way your business works. We know you want to save money, so our premiums are price-matched against the UK's leading insurers to give you great value.

Benefits include:

- Fully comprehensive cover available for virtually any type of business use
- 24/7 accident recovery helpline
- Discounts for branded vans and fixtures such as ladder holders
- Windscreen cover included as standard
- All repairs carried out in a Nissan dealership/Nissan approved repair centre
- All repairs carried out using Nissan Genuine Parts
- Like-for-like replacement provided if your vehicle is written off in the first 12 months

Call for a quote today on **0800 011 3528** and find out just how much money you could save with Nissan Van Insurance.

All quotes are based on individual circumstances and are subject to insurer's underwriting criteria. Terms and conditions apply, Nissan Insurance is arranged and administered by Equity Insurance Brokers Limited, which is authorised and regulated by the Financial Services Authority. Registered Office: Library House, New Road, Brentwood, Essex CM 14 4GD. Registered in England No. 258414. Nissan Motor (GB) Limited is authorised and regulated by the Financial Services Authority.

[Exterior design](#) | [Interior space](#) | [Technology](#) | [Performance](#) | [Accessory](#) | [Grade and dimensions](#) | [Technical Specifications](#) | [Price List](#) | [Commitments](#)

[Print](#) | [Close](#)

[Navara Model and option prices](#) | [Further Information](#)

Page 1 | Page 2

[REQUEST A TEST DRIVE](#)

FURTHER INFORMATION

Price Protection Plan. Order a new Nissan for delivery no more than 4 weeks in advance and the price you are quoted is the price you pay. This is irrespective of any subsequent price rises between placing your order and delivery of your new vehicle. Nissan Motor (GB) is not liable for price adjustments caused by Government changes in the rate of VAT or by any other applicable legislation or regulation or Vehicle Excise Duty.

Navara - Three year/60,000 miles manufacturer's warranty - Nissan's comprehensive warranty provides cover for your new Nissan from defects in materials or workmanship. Your vehicle is covered in all European Countries where Authorised Nissan Dealers are located. If your vehicle becomes inoperative due to warrantable defects, a towing service, when necessary, to the Authorised Dealer is covered. If a warrantable defect abroad takes more than six hours to repair, the Touring Assistance Programme will pay for a hotel or rental car to a certain maximum. The paint warranty covers painted body parts (excluding the underbody) for three years regardless of mileage driven. For further details please contact your local Authorised Nissan Dealer.

LCV model (including NV200, Primastar, NV400 and Cabstar) - New Vehicle Warranty is issued by Nissan International SA is valid for 3 years from the warranty start date or 60,000 miles, whichever comes first. In addition, for each new LCV model (including NV200, Primastar, NV400 and Cabstar) sold by an authorised UK Nissan dealer, Nissan Motor (GB) Limited (NMGB) will issue an extension to the New Vehicle Warranty. This warranty extension will cover your vehicle from 60,000 miles up to 100,000 miles or 3 years from the warranty start date, whichever comes first. Please note that audio and navigation units will not be covered by the warranty extension.

Special build conversions may be subject to extended delivery.

The conversions in this price list are from Nissan Motor GB-appointed converters and have warranty terms in line with the Nissan Pan European Warranty. The converter is responsible for all aspects of the conversion.

Nissan European Roadside Assistance is provided for the first three years of your van's life. Please see www.nissan-aftersales.co.uk for full details including terms and conditions.

Recyclability - we take our environmental responsibilities very seriously - innovation today comes with a deep respect for the environment. Our engines are now much more unobtrusive and their emissions have been considerably reduced. All our vehicles are designed with recycling in mind.

All prices in this list are quoted in pounds sterling. Value Added Tax (VAT) has been calculated at 20%. Accessory prices are subject to change, please see your nearest dealership for the most up to date prices.

While all reasonable effort has been made to ensure the accuracy of the information provided, due to Nissan's policy of continuous product improvement, all particulars contained are subject to constant revision and Nissan reserves the right to change, alter or modify among other things, specifications, colours and prices of models without notice at any time. Accordingly you should consult your local Nissan Dealer for the exact introduction dates of all models and for the most up-to-date information.

[Exterior design](#) | [Interior space](#) | [Technology](#) | [Performance](#) | [Accessory](#) | [Grade and dimensions](#) | [Technical Specifications](#) | [Price List](#) | [Commitments](#)

[Print](#) | [Close](#)

[Navara Model and option prices](#) | [Further Information](#)

Page 1 | Page 2

[REQUEST A TEST DRIVE](#)



YOU + NISSAN

CARE

You care about the car you drive. So do we. That's why we're making a commitment to providing the best customer service in the market.

Find out more nissan.co.uk/care



REQUEST A TEST DRIVE



Nissan cares for you because you care about your Nissan.
That's why we'll make the following commitment:

YOU care about staying on the road when your Nissan is in for service or repair.

YOU care about quality enough to have your Nissan serviced at a Nissan dealership.

YOU care about getting the best value for money when it comes to service and repair.

YOU care about having your problems resolved quickly.

YOU care about getting the right Nissan model, engine & gear box to test drive.


NISSAN will keep you mobile free of charge.

NISSAN says thanks by giving you continuous Nissan roadside assistance for free.

NISSAN will price match like for like competitor written quotes within 10 miles of your local dealer.

NISSAN will propose how to resolve any problem within 2 working days.

NISSAN will guarantee that's what you'll get when you pre-book your test drive either online or through our customer service centre.



Find out more nissan.co.uk/care



[REQUEST A TEST DRIVE](#)





NV200



NV400



Cabstar

SHIFT_ is an English word from a Japanese car company that best embraces our values and the mission of this corporation. No matter where you are in the world, **SHIFT_** is the way we express who we are, how we work and what we are trying to accomplish.


Everything we touch, we **SHIFT_**. And everything we **SHIFT_** we try to make better and uniquely Nissan.

NISSAN MOTOR (GB) LIMITED

The Rivers Office Park
Denham Way
Maple Cross
Rickmansworth
Hertfordshire
WD3 9YS

Visit our website at: www.nissan.co.uk

Dealer stamp:



Part Number: 99999-53153

Prices effective from 1st February 2013 unless otherwise stated.

[Exterior design](#) | [Interior space](#) | [Technology](#) | [Performance](#) | [Accessory](#) | [Grade and dimensions](#) | [Technical Specifications](#) | [Price List](#) | [Commitments](#)

[Print](#) | [Close](#)

[REQUEST A TEST DRIVE](#)