



Innovation
that excites

NISSAN NV400



[Introduction](#) | [Range](#) | [Interior design](#) | [Technology & performance](#) | [Style & accessories](#) | [Price list](#) | [Commitments](#)

[Print](#) | [Close](#)

[REQUEST A TEST DRIVE](#)

LCV AN UNBEATABLE LINEUP

AT NISSAN, WE'RE CONSTANTLY INNOVATING FOR YOUR BUSINESS - coming up with clever new ways to deliver class-leading space and enhanced efficiency, improved versatility and durability, increased cost savings and ease of use. We engineer excitement and innovation round the clock to make your daily routine smoother, your work more fun and keep you ahead of the game. Because nothing beats the feeling of a job done smarter.



NISSAN

OFFICIAL LIGHT COMMERCIAL VEHICLE
OF THE UEFA CHAMPIONS LEAGUE



[Introduction](#) | [Range](#) | [Interior design](#) | [Technology & performance](#) | [Style & accessories](#) | [Price list](#) | [Commitments](#)

[Print](#) | [Close](#)

[Page 1](#) | [Page 2](#) | [Page 3](#)

[REQUEST A TEST DRIVE](#)



PICK YOUR PLAYER

THE NISSAN NV400 IS THE IDEAL WORKMATE. Strong, capable, resourceful and reliable, the NV400 is built to suit your business need. Available in several different versions and offering numerous options to meet the needs of your trade, it promises a long and fruitful partnership at low running costs. Choose a panel van, dropside, tipper, or crew van and benefit from a large and practical load space, a comfortable and spacious cab, a highly efficient engine and lots of helpful technology. Sturdy and resistant with multiple capacities, NV400 will drive you to success.



"My wife and I went into business in 2013 with an NV400 Crew Bus. It's spacious, versatile and offers superb levels of comfort to our passengers – we're planning on having a fleet."



"A vehicle can make or break a construction business. We've got an NV400 Panel Van that can take 5 pallets and a Dropside with a 7-seater cab. They help us get the job done quicker and get home in a better mood too!"



"Tough, adaptable, easy to load and unload, and not too greedy - that's what I was looking for when I started searching for a new van and that's exactly what I got with my Nissan NV400. It's ideal."



"I've been with Oakley for 12 years now and using the NV400 for 3. With rear wheel drive and twin wheels, I can heave any load. It's packed with power and cool technology like the CO₂ saving stop-start system - a great performer."



FRONT OR REAR WHEEL DRIVE

ADAPT YOUR DRIVETRAIN TO YOUR TRADE. Choose FWD for easy loading, more load space and better fuel economy or opt for RWD more secure handling with full loads or when towing.



FRONT WHEEL DRIVE

- Low loading height
- Optimized cargo volume efficiency
- Best fuel consumption



REAR WHEEL DRIVE

- Even weight distribution front to back
- Medium & heavy duty applications (up to 4.5t Gross Vehicle Weight)
- Twin wheel version available

UP TO **2,200KG** PAYLOAD

UP TO **17M³** CARGO VOLUME

KEY PERFORMANCE INDICATORS

NV400 CAN HANDLE IT

BENEFIT FROM MAXIMUM LOAD SPACE with 10 available cargo volumes, up to 4.4m in cargo length and payloads up to 2,254kg.



UP TO **4.4M** CARGO LENGTH



UP TO **2,200KG** PAYLOAD



UP TO **17m³** CARGO VOLUME



BUILT FOR YOUR LINE OF WORK

CHOOSE YOUR BODY TYPE, dimensions, wheelbase and payload capacity best suited to your business.



PANEL VAN



CREW VAN



CREW BUS



TRABUS



PLATFORM



CHASSIS



TIPPER



DROPSIDE

TWIN TURBO ENGINE

POWER & EFFICIENCY. NV400's 2.3L dCi Twin Turbo delivers higher output and - with Start and Stop technology - reduced fuel consumption and lower CO₂ emissions.

LOW COSTS OF OWNERSHIP. Service intervals of up to 25,000 miles or every 2 years contribute to NV400's low running costs.





CREATE THE PERFECT MATCH

UNBEATABLE POTENTIAL. NV400 offers one of the widest ranges in the LCV market. A choice of wheelbase, length and height, payload, engines, Front or Rear Wheel Drive plus body conversions provides all the possibilities you need to create your perfect match.

[Introduction](#) | [Range](#) | [Interior design](#) | [Technology & performance](#) | [Style & accessories](#) | [Price list](#) | [Commitments](#)

[Print](#) | [Close](#)

[REQUEST A TEST DRIVE](#)





A HAVEN FROM HARD WORK

COMFORTABLE AND SPACIOUS. NV400's smart and practical interior gives you all you need to ease your way through the most demanding day. It's airy with excellent visibility, effectively insulated from noise and has lots of well-organised, convenient storage. The intelligent ergonomic design gives each control a logical, easily reached location and intuitive operation.

[REQUEST A TEST DRIVE](#)





A PLACE FOR EVERYTHING

EASY TO MANAGE. A tidy cab is safer and easier to live with; nothing rolling around your feet, no wasted time hunting for items. That's why NV400 has many clever storage spaces, such as the centre seatback table with rotating tray and pop-up notepad holder.



- 1. ASSISTANT DASHBOARD COMPARTMENT
- 2. LARGE REFRIGERATED GLOVE COMPARTMENT* WITH CAPACITY FOR TWO 2-LITRE BOTTLES
- 3. BOTTLES (UP TO 2 LITRES) ARE WITHIN EASY REACH IN THE DOOR POCKETS
- 4. DOUBLE OVERHEAD PARCEL SHELF
- 5. COINS, PHONE AND CREDIT CARD HOLDER
- 6. HANDY LOWER DOOR POCKET
- 7. ADDITIONAL LOWER STORAGE
- 8. CUP AND CAN HOLDER

*REQUIRES AIR CONDITIONING

REQUEST A TEST DRIVE



NV400 CAN TAKE IT

MORE USABLE SPACE. Whichever size NV400 you choose, it's packaged to provide maximum load space. There are ten cargo volumes, from 8m³ to 17m³ for NV400 Panel Vans. Cargo volume can take up to 5 Euro Pallets, and there's up to 4.4m cargo length available, giving you room for bulky loads. NV400 handles heavy loads too: up to 2,200kg. No matter how big or awkward your cargo, NV400 makes it easier to get on board, thanks to a low floor and large, wide-opening doors.

From 2.6m
to 4.4m
cargo length

From 911kg
to 2,200kg
payload

From 8m³
to 17m³
cargo volume



[Introduction](#) | [Range](#) | [Interior design](#) | [Technology & performance](#) | [Style & accessories](#) | [Price list](#) | [Commitments](#)

[Print](#) | [Close](#)

[Page 1](#) | [Page 2](#) | [Page 3](#) | [Page 4](#) | [Page 5](#) | [Page 6](#) | [Page 7](#) | [Page 8](#) | [Page 9](#) | [Page 10](#) | [Page 11](#)

[REQUEST A TEST DRIVE](#)



READY FOR ANYTHING

BUILT BY NISSAN, SPECIFICALLY FOR YOU. Whatever your trade, there's an NV400 to suit: Dropside, Tipper and more. A range of conversions that comes fully assembled and ready to work direct from the Nissan factory and with a 5-year warranty too. Thanks to a low chassis and robust, adaptable platform, NV400 is the ideal basis for a wide range of conversions - all you have to do is pick yours.



[REQUEST A TEST DRIVE](#)





1

1. ADJUSTABLE SUSPENSION SEAT (OPTIONAL)

2. REMOVABLE SEATS FOR THE 2ND AND 3RD ROWS, COMBI IS ESPECIALLY VERSATILE.

TO HELP YOUR PASSENGERS RELAX, THERE ARE SEAT BACKS THAT RECLINE UP TO 20° AND INDIVIDUAL VENTILATION.



2



ROOMY AND REFINED

SPACE WITH STYLE. NV400 Crew Bus offers executive standards of comfort and space for up to nine persons. The interior is light and inviting, with more than 65cm legroom, reclining seats for the second and third row. There's also the reassurance of comprehensive safety features, including ABS with EBD, ESP and airbags.



FRONT OR REAR WHEEL DRIVE

BEST FOR YOUR BUSINESS. NV400 gives you the choice of Front or Rear Wheel Drivetrains, across a variety of body styles.

FRONT WHEEL DRIVE

Front Wheel Drive NV400 has a low chassis height, making loading especially easy and liberating more space for improved efficiency. Low kerb weight contributes to better fuel economy too.



REAR WHEEL DRIVE

Rear Wheel Drive is the traditional choice for medium and heavy duty applications. It allows your payload to be evenly distributed front to back, ensuring more secure handling when fully loaded. Available with single or twin rear wheel configurations, NV400 rear wheel drive is ideal for towing up to 3000Kg.



TWIN TURBO: HIGHER OUTPUT LOWER CONSUMPTION

MORE POWERFUL, MORE EFFICIENT. THE NV400'S 2.3 LITRE DCI TWIN TURBO WITH START AND STOP ENGINE IS AVAILABLE IN 145HP AND 170HP POWER OUTPUTS FOR FWD AND 130HP, 145HP AND 165HP FOR RWD. ALL DELIVERING OUTSTANDING PERFORMANCE WITH GREAT FUEL ECONOMY (FROM 40.9 MPG ON 145HP FWD).

SINGLE TURBO ENGINE IN TWO OUTPUTS COMPLETES THE RANGE: 110HP AND 130HP. OPTIONAL STOP AND START IS AVAILABLE ON 110HP.

ALL ENGINES ARE EURO 6 COMPLIANT FEATURING A SELECTIVE CATALYTIC REDUCTION (SCR) SYSTEM TO FURTHER REDUCE EMISSIONS.

LOW RUNNING COSTS. SERVICE INTERVALS OF UP TO 25,000 MILES OR EVERY TWO YEARS CONTRIBUTE TO NV400'S IMPRESSIVELY LOW TOTAL COST OF OWNERSHIP.

ALWAYS BE IN THE OPTIMUM GEAR. NV400 HAS A SIX-SPEED MANUAL GEARBOX WITH A DASHBOARD INDICATOR LIGHT SHOWING WHEN TO CHANGE GEAR FOR THE BEST FUEL ECONOMY. IF YOU WANT TO GIVE YOUR LEFT FOOT A REST.



1) 2.3 LITRE DCI TURBODIESEL
2) SIX-SPEED MANUAL GEARBOX
3-4) GEAR SHIFT INDICATOR



COMPREHENSIVE SAFETY FEATURES

ACTIVE AND PASSIVE. NV400 has many active safety features built in to help you stay fully in control. Predictable handling and road holding have been designed in from the outset, and there's the additional support of ABS, EBD Electronic Brake Distribution and Brake Assist. The advanced Electronic Stability Program includes Hill Start Assist, Trailer Swing Assist and Traction Control to ensure the driver is always in control. Tyre Pressure Monitoring System is standard on NV400 Crew Bus and Trabus versions.

In addition to the strong and rigid cab with steel bulkhead, you're protected by the effective passive safety features of a driver's airbag and optional passenger and side airbags.



Electronic Stability Program helps detect and automatically correct skids by sensitively braking individual wheels. A load detection system compensates for the weight of your cargo.



Anti-lock brakes help you retain steering control in emergency braking.



Driver and passenger airbags (Standard on Crew Bus and Trabus).



NV400 CREW BUS TECHNICAL SPECIFICATION

	6-speed manual gearbox	
ENGINE	145hp	170hp
Wheel drive	FWD	FWD
Emission Standard	Euro 6	Euro 6
With Start and Stop Engine	Yes	Yes
Diesel Particulate Filter (DPF)	Yes	Yes
Engine capacity (cm³)	2298	2298
Injection type	Commonrail	Commonrail
Turbo (fixed/variable geometry)	Twin Turbo	Twin Turbo
Fuel type	Diesel	Diesel
Number of cylinders	4	4
Number of valves	16	16
Max. engine power (KW (hp))	107 (145)	125 (170)
Max. engine power (rpm)	3500	3500
Max. engine torque (Nm)	360	380
Max. engine torque (rpm)	1500	1500
Fuel tank capacity (litres)	80 (105 optional)	80 (105 optional)
CO ₂ - Combined with Stop & Start (g/km)	166-168	166-168
Fuel consumption - Combined with Stop & Start	44.1 - 44.8	44.1 - 44.8
CREW BUS		
Crew Bus L1H1 2.8T	●	●
Crew Bus L1H1 3.3T	●	●
Crew Bus L2H2 3.3T	●	●
Crew Bus L2H2 3.5T	●	●
TRABUS		
Trabus L2H2 3.9T	●	●
Trabus L3H2 3.9T	●	●

● = Standard
= Not available

FRONT WHEEL DRIVE PANEL VAN

Front Wheel Drive NV400 delivers what your business needs: greater efficiency. A lower kerb weight helps improve fuel economy, reducing your running costs. The low frame height makes loading easier and means there's more space inside, for a bigger payload. It's the Van that gives you more, but demands less.

WEIGHTS AND LOADS

	Max. cargo volume (m³)	Max. payload (kg)		
		2.8t	3.3t	3.5t
L1H1	7.8	948	1443	1638
L1H2	8.6	920	1415	1610
Max. weight on front / rear axle		1850/1650	1850/2100	1850/2100
Braked / unbraked trailer capacity		2500 / 750		

	Max. cargo volume (m³)	Max. payload (kg)	
		3.3t	3.5t
L2H2	10.3	1371	1566
L2H3	11.7	1335	1525
Max. weight on front / rear axle		1650 / 2100	1850 / 2100
Braked / unbraked trailer capacity		2500 / 750	

	Max. cargo volume (m³)	Max. payload (kg)	
		3.5t	
L3H2	12.5	1485	
L3H3	14.1	1445	
Max. weight on front / rear axle		1850 / 2100	
Braked / unbraked trailer capacity		2500 / 750	

DIMENSIONS (mm)

	L1H1	L1H2	L2H2	L2H3	L3H2	L3H3
Min. turning circle between kerbs / walls	12 / 12.5m	13.6 / 14.1m	15.7 / 16.2m			

CARGO AREA


	L1H1	L1H2	L2H2	L2H3	L3H2	L3H3
Cargo length on floor (A)	2583	2583	3083	3083	3733	3733
Cargo length at 1.1m above floor	2530	2530	3030	3030	3680	3680
Cargo width (B)	1765	1765	1765	1765	1765	1765
Width between wheelarches (C)	1380	1380	1380	1380	1380	1380
Cargo height	1700	1894	1894	2144	1894	2144
Min. / max. loading sill height	546 / 564	544 / 563	545 / 562	543 / 556	543 / 557	542 / 555

SLIDING DOORS

	L1H1	L1H2	L2H2	L2H3	L3H2	L3H3
Sliding door width	1050	1050	1270	1270	1270	1270
Sliding door height	1581	1780	1780	1780	1780	1780

REAR DOOR

	L1H1	L1H2	L2H2	L2H3	L3H2	L3H3
Rear door width at 169mm above floor	1580	1580	1580	1580	1580	1580
Rear door height	1627	1820	1820	1820	1820	1820



REAR WHEEL DRIVE PANEL VAN

Rear Wheel Drive NV400 offers practical versatility, with the capacity and strength to handle all your medium duty carrying applications. Its Rear Wheel Drive layout creates optimum front-to-rear balance, for better payload distribution. It also ensures surefooted and stable driving characteristics when fully loaded, and makes it ideally suited for towing.

WEIGHTS AND LOADS

	Max. cargo volume (m ³)	Max. payload (kg)	
		3.5t SRT	4.5t DRT
L3H2	11.6	1219	2200
L3H3	13.5	1219	2167
Max. weight on front / rear axle		1850 / 2300	1850 / 3145
Braked / unbraked trailer capacity		2500 / 750	3000 / 750

	Max. cargo volume (m ³)	Max. payload (kg)	
		3.5t DRT	4.5t DRT
L4H2	14.9	1122	2122
L4H3	17.0	1080	2080
Max. weight on front / rear axle		1850 / 2445	1850 / 3145
Braked / unbraked trailer capacity		3000 / 750	



DIMENSIONS (mm)

		L3H2	L3H2	L3H3	L3H3	L4H2	L4H3
		SRT	DRT	SRT	DRT	DRT	DRT
Min. turning circle between kerbs / walls		12.4		14.2		14.9	
		3.5t	4.5t	3.5t	4.5t	3.5t/4.5t	
Max. Turning circle (Wall to wall)	m	14.1	14.1	14.1	14.1	16.2	16.2
Min. Turning Circle (Kerb to Kerb)	m	13.6	13.6	13.6	13.6	15.7	15.7
CARGO AREA							
Cargo length on floor (A)		3733	3733	3733	3733	4383	4383
Cargo length at 1.1m above floor		3680	3680	3680	3680	4330	4330
Cargo width (B)		1765	1765	1765	1765	1765	1765
Width between wheelarches (C)		1380	1080	1380	1080	1080	1080
Cargo height		1798	1798	2048	2048	1798	2048
Min. / max. loading sill height		674 / 696	706 / 724	672 / 694	704 / 723	701 / 717	700 / 715
SLIDING DOORS							
Sliding door width		1270	1270	1270	1270	1270	1270
Sliding door height		1684	1684	1684	1684	1684	1684
REAR DOOR							
Rear door width at 169mm above floor		1580	1580	1580	1580	1580	1580
Rear door height		1724	1724	1724	1724	1724	1724

- SRT: Single Rear Tyres
- DRT: Double Rear Tyres

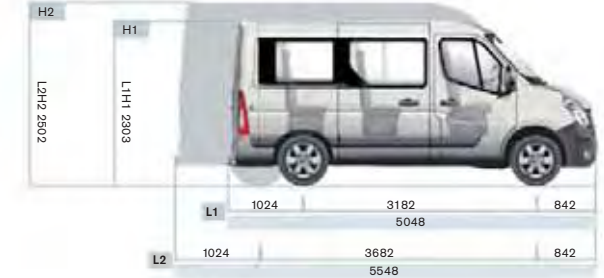


CREW BUS

Smart, inviting and adaptable, NV400 Combi carries up to nine people in car-like comfort, or a combination of six people plus greater load space. All occupants enjoy space, comfort and the reassurance of a comprehensive range of active and passive safety features.

WEIGHTS AND LOADS (kg)

	L1H1		L2H2	
	3.0t	3.3t	3.3t	3.5t
Max. payload	1001	1301	1191	1391
Max. weight on front / rear axle	1850/2100			
Kerb weight (incl driver)	1999		2109	
Braked / unbraked trailer capacity	2500 / 750			



DIMENSIONS (mm)

	L1H1		L2H2	
Min. turning circle between kerbs / walls	12 / 12.5m		13.6 / 14.1m	
CARGO AREA				
Length for 6/9 seats	1757 / 948		2257 / 1448	
Max. width	1765		1765	
Max. loading height	1700		1894	
Width between wheelarches	1380		1380	
Min. / max. loading sill height	546 / 560		544 / 559* 547 / 563**	
Approx. load volume 6/9 seats	5.3m ³ / 2.8m ³		7.5m ³ / 4.8m ³	
SLIDING DOORS				
Sliding door height	1581		1780	
Sliding door width	1050		1270	
REAR DOOR				
Rear door height	1627		1820	
Rear door width	1580		1580	

* for 3.3t Gross Vehicle Weight
** for 3.5t Gross Vehicle Weight



CREW VAN

For every team member, it makes business a pleasure: with large window areas and comfortable seats, the NV400 Crew Van delivers up to seven people fresh and ready for work and still gives the opportunity to keep enough space in the cargo area.

WEIGHTS AND LOADS (kg)


	FWD							
	L1H1		L1H2		L2H2		L3H2	
	3.3t	3.5t	3.3t	3.5t	3.3t	3.5t	3.3t	3.5t
Max. payload	1296	1491	1269	1451	1206	1398	1323	
Max. cargo volume (m ³)	5.0		5.3		6.9		9	
Max. weight on front / rear axle	1650 / 1900	1850 / 2100	1650 / 1900	1850 / 2100	1650 / 1900	1850 / 2100	1650 / 1900	1850 / 2100
Braked / unbraked trailer capacity	2500 / 750							

DIMENSIONS (mm)

	FWD			
	L1H1*	L1H2*	L2H2	L3H2
CARGO AREA				
Cargo length at 0.4m above floor	1716	1716	2175	2825
Cargo length at 1m above floor	1531	1531	1990	2640
Cargo width	1765	1765	1765	1765
Width between wheelarches	1380	1380	1380	1380
Cargo height	1700	1894	1894	1894
Min. / max. loading sill height	546 / 564	544 / 563	545 / 562	543 / 557
SLIDING DOORS				
Sliding door width	1050	1050	1270	1270
Sliding door height	1581	1780	1780	1780
REAR DOOR				
Rear door width at 169mm above floor	1580	1580	1580	1580
Rear door height	1627	1820	1820	1820

- SRT: Single Rear Tyres
 - DRT: Double Rear Tyres
 *Under development
 **For 4.5t Gross Vehicle Weight - L3H2 DRT RWD, max. payload = 2047 kg

FRONT WHEEL DRIVE



FRONT WHEEL DRIVE CHASSIS SINGLE/DOUBLE CAB

NV400 Chassis Cab offers the flexibility and adaptability to satisfy your exact specifications. Whichever drive train you choose, you benefit from a low chassis floor that provides more usable space for your conversion, within compact and manageable overall dimensions. And the rugged build quality ensures it has the strength to cope with the toughest jobs, all day, every day.


WEIGHTS AND LOADS (kg)

	SINGLE CAB		DOUBLE CAB	
	L2	L3	L2	L3
	3.5t	3.5t	3.5t	3.5t
Max. payload	1791	1765	1584	1541
Max. weight on front / rear axle	1850/2100			
Braked / unbraked trailer capacity	2500/7500			

DIMENSIONS (mm)

	SINGLE CAB		DOUBLE CAB	
	L2	L3	L2	L3
Min. turning circle between kerbs / walls	13.6 / 14.1m	15.7 / 16.2m	13.6 / 14.1m	15.7 / 16.2m
Max. extension of rear overhang	1400	2124	1119	2078
Max. buildable overall length	5924	7298	5643	7252
Min. / max. buildable cargo length	3182 / 3464	3832 / 4838	2432 / 2432	3082 / 4042
Min. / max. ground clearance	735 / 740	736 / 741	727 / 732	731 / 736
Buildable width including standard / extended door mirrors arms	2170 / 2350	2170 / 2350	2170 / 2350	2170 / 2350

- SRT: Single Rear Tyres
 - DRT: Double Rear Tyres
 *With extended door mirror arms



REAR WHEEL DRIVE CHASSIS SINGLE/DOUBLE CAB

WEIGHTS AND LOADS (kg)

	SINGLE CAB						
	L2		L3			L4	
	3.5t SRT	3.5t DRT	3.5t SRT	3.5t DRT	4.5t DRT	3.5t DRT	4.5t DRT
Max. payload	1647	1479	1596	1471	2479	1442	2442
Max. weight on front / rear axle	1850 / 2300	1850 / 2620	1850 / 2300	1850 / 2620	1850 / 3200	1850 / 2620	1850 / 3200
Braked / unbraked trailer capacity	2500 / 750	3000 / 750	2500 / 750		3000 / 750		

	DOUBLE CAB					
	L2		L3		L4	
	3.5t SRT	3.5t DRT	3.5t DRT	4.5t DRT	3.5t DRT	4.5t DRT
Max. payload	1411	1378	1292	2292	1223	2223
Max. weight on front / rear axle			1850 / 3200			
Braked / unbraked trailer capacity	2500 / 750			3000 / 750		

DIMENSIONS (mm)

	SINGLE CAB				
	L2 SRT	L2 DRT	L3 SRT	L3 DRT	L4 DRT
Min. turning circle between kerbs / walls	13.6 / 14.1m		15.7 / 16.2m	13.6 / 14.1m	15.7 / 16.2m
Max. extension of rear overhang	2230	1928	3032	1928	2754
Max. buildable overall length	6754	6452	8206	6452	7928
Min. / max. buildable cargo length	3182 / 4293	3639 / 3991	3832 / 5746	3639 / 3991	4289 / 5468
Min. / max. ground clearance	771 / 774	784 / 787	771 / 775	784 / 787	786 / 789
Buildable width including standard / extended door mirrors arms	2170 / 2350	2170 / 2350	2170 / 2350	2170 / 2350	2170 / 2350

	DOUBLE CAB			
	L2 SRT	L3 SRT	L3 DRT	L4 DRT
Min. turning circle between kerbs / walls	13.6 / 14.1m	15.7 / 16.2m	13.6 / 14.1m	15.7 / 16.2m
Max. extension of rear overhang	1917	3032	1669	2471
Max. buildable overall length	6441	8206	6193	7645
Min. / max. buildable cargo length	2432 / 3230	3082 / 4996	2889 / 2889	3539 / 4434
Min. / max. ground clearance	760 / 764	765 / 768	775 / 780	778 / 781
Buildable width including standard / extended door mirrors arms	2170 / 2350	2170 / 2350	2170 / 2350	2170 / 2350

- SRT: Single Rear Tyres
- DRT: Double Rear Tyres
*With extended door mirror arms



PLATFORM CAB

With its very low loading sill and over 7m of buildable overall length, NV400 Platform Cab has impressive potential as the perfect base for a vast array of conversions, such as ambulance, catering vehicle or mobile shop.

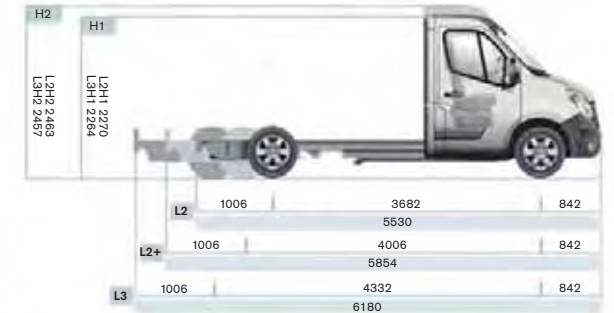
WEIGHTS AND LOADS (kg)

	FWD with GVW* of 3.5t			
	L2H1	L2H2	L3H1	L3H2
Max. payload	1878	1864	1856	1840
Max. weight on front / rear axle		1850 / 2100		
Braked / unbraked trailer capacity	2500 / 750	2500 / 750	2500 / 750	2500 / 750

DIMENSIONS (mm)

	L2H1	L2H2	L3H1	L3H2
Min. turning circle between kerbs / walls	136 / 14.1m	136 / 14.1m	157 / 16.2m	157 / 16.2m
Max. buildable length	5751	5790	7021	7071
Min. / max. overall length	3069 / 3291	3069 / 3330	3719 / 4561	3719 / 4610
Max. buildable extension of rear overhang	1227	1266	1847	1897
Min. / max. ground clearance	581 / 585	581 / 584	579 / 583	579 / 583
Buildable width including standard / extended door mirrors arms	2170 / 2350	2170 / 2350	2170 / 2350	2170 / 2350

* GVW: Gross Vehicle Weight
**With extended door mirror arms



FRONT & REAR WHEEL DRIVE TIPPER SINGLE/DOUBLE CAB

Built for hard work with no compromise on in-cab comfort, the NV400 Tipper is available with a single cab (2/3 seats), with the option of a secure storage compartment for tools, or a roomy double cab (6/7 seats). The load deck tilts automatically at 45° for quick and easy unloading.

PAYLOAD AND DIMENSIONS					
FWD					
SINGLE CAB			DOUBLE CAB		
L2 SRT		L3 SRT			
3.5t		3.5t			
Max. payload (kg)	1194		1055		
Max. weight on front / rear axle	1850 / 2100				
Braked / unbraked trailer capacity (kg)	2500 / 750				
Cargo length ext. / int. (mm)	3280 / 3205		3280 / 3205		
Cargo width (mm)	2100				
Cargo height (mm)	400				
RWD					
SINGLE CAB			SINGLE CAB + TOOLBOX		
L2 SRT		L2 DRT		L3 DRT	
3.5t		3.5t		4.5t	
Max. payload (kg)	1045	915	1915	803	1653
Max. weight on front / rear axle	1850 / 2300	1850 / 2620	1850 / 3200	1850 / 2620	1850 / 3200
Braked / unbraked trailer capacity (kg)	2500 / 750		3000 / 750		
Cargo length ext. / int. (mm)	3280 / 3205			3180 / 3105	
Cargo width (mm)	2100				
Cargo height (mm)	400				
RWD					
DOUBLE CAB					
L3 SRT			L3 DRT		
3.5t			3.5t		
Max. payload (kg)	844		851		1745
Max. weight on front / rear axle	1850 / 2300		1850 / 2800		1850 / 3200
Braked / unbraked trailer capacity (kg)	2500 / 750		3000 / 750		
Cargo length ext. / int. (mm)	3280 / 3205		3180 / 3130		
Cargo width (mm)	2100				
Cargo height (mm)	400				
- SRT: Single Rear Tyres - DRT: Double Rear Tyres - Dropsides thickness: 2.5mm					

FRONT WHEEL DRIVE



L2	1295	3682	842
		5819	



1750 / 1730	2070	2470
-------------	------	------



L3	1365	4332	842
		6539	

REAR WHEEL DRIVE



L2	1295	3682	842
		5819	



1750 / 1612 (DRT)	1750 / 1730 (SRT)	2070	2470
-------------------	-------------------	------	------

L3 +Toolbox



L3 DRT	1914	3682	842
		6438	


L3 SRT	1365	4332	842
		6539	

FRONT & REAR WHEEL DRIVE DROPSIDE SINGLE/DOUBLE CAB

Based on a robust chassis, the NV400 Dropside combines a low loading height with fold-down side panels to make light work of even its maximum 4.5 tonne Gross Vehicle Weight. Easy, all-round access to the load space makes it easier to handle large, heavy loads, while a choice of single or double cab (2/3 seats or 6/7 seats) further extends its versatility.

PAYLOAD AND DIMENSIONS										
FWD										
SINGLE CAB					DOUBLE CAB					
L2 SRT		L3 SRT		L2 SRT		L3 SRT				
3.5t		3.5t		3.5t		3.5t				
Max. payload (kg)	1419		1348		1262		1191			
Max. weight on front / rear axle	1850 / 2100									
Braked / unbraked trailer capacity (kg)	2500 / 750									
Cargo length ext. / int. (mm)	3230 / 3170		3900 / 3840		2480 / 2420		3230 / 3170			
Cargo width (mm)	2100									
Cargo height (mm)	400									
RWD										
SINGLE CAB										
L2 SRT		L3 SRT		L2 DRT		L3 DRT		L4 DRT		
3.5t		3.5t		4.5t		3.5t		4.5t		
Max. payload (kg)	1219	1185	1129	2129	1085	2080	1000	1995		
Max. weight on front / rear axle	1850 / 2300	1850 / 2620	1850 / 3200	1850 / 3170	1850 / 2800	1850 / 3200	1850 / 2800	1850 / 3200		
Braked / unbraked trailer capacity (kg)	2500 / 750		3000 / 750							
Cargo length ext. / int. (mm)	3230 / 3170	3900 / 3840	3230 / 3170	3780 / 3720	4430 / 4370					
Cargo width (mm)	2100									
Cargo Height (mm)	400									
RWD										
DOUBLE CAB										
L2 SRT		L3 SRT		L3 DRT		L4 DRT				
3.5t		3.5t		4.5t		3.5t		4.5t		
Max. payload (kg)	1104		1030		934		1934		1950	
Max. weight on front / rear axle	1850 / 2300		1850 / 2620		1850 / 3200		1850 / 2620		1850 / 3200	
Braked / unbraked trailer capacity (kg)	2500 / 750		3000 / 750							
Cargo length ext. / int. (mm)	2480 / 2420	3230 / 3170	3130 / 3070	3780 / 3720						
Cargo width (mm)	2100									
Cargo height (mm)	400									
- SRT: Single Rear Tyres - DRT: Double Rear Tyres - Dropsides thickness: 3mm										

FRONT WHEEL DRIVE



L2	1225	3682	842
		5749	



1750 / 1730	2070	2470
-------------	------	------



L3	1325	4332	842
		6499	

REAR WHEEL DRIVE




L2 SRT	1225	3682	842
		5749	



1750 / 1612 (DRT)	1750 / 1730 (SRT)	2070	2470
-------------------	-------------------	------	------



L3 DRT	1775	6299	842
		6382	



L3 SRT	1244	4332	842
		6418	

L4 DRT	1775	4332	842
		6949	

L3 SRT	1325	6398	842
		4332	

L4 DRT	1874	6499	842
		4332	

NISSAN LCV 5 YEAR MANUFACTURER WARRANTY

NISSAN now offers a standard 5 Year Pan-European Manufacturer Warranty on its whole LCV range*. This is much more than just a warranty as it includes:



- 5 Year or 100,000 miles bumper-to-bumper protection
- 5 Year Paintwork Warranty – covering the body paint
- 5 Year NISSAN Genuine Parts & Accessories Warranty
- 5 Year Roadside Assistance
- 12 Year Corrosion Warranty on NV400
- Fully transferable

And with service intervals at 2 Years or 24,000 miles for Diesel & Petrol engines, you'll not only have 5 years' peace of mind but also low running costs into the bargain.



AT NISSAN, YOU BRING OUT THE BEST IN US.

You spark our imagination. You provoke our ingenuity. You inspire us to change the rules and innovate. And at Nissan, innovation is not just about additions and extensions; it's about crossing the line to reinvent the status quo. It's about developing unexpected solutions to satisfy your wildest and most pragmatic desires. At Nissan, we design vehicles, accessories and services that break the mould - making the practical exciting and the exciting practical to offer you a more exhilarating driving experience everyday.

*The Basic Vehicle Warranty for e-NV200, according to 3.1 of the Warranty Booklet and Maintenance Record, is extended to 5 years (from the warranty start date) / 60,000 miles (whichever comes first). Only vehicles registered on or after 1st November 2016 are eligible for the Extended Warranty. Body parts and paint excluded during year four and year five. Terms and exclusions apply, for further information please see Extended Warranty Terms and Conditions. Apart from the afore-mentioned, all warranty conditions included in the Warranty Booklet and Maintenance Record remain unchanged. Issuer of this Extended Warranty is Nissan International Insurance Ltd.

CUSTOMER SERVICES



SPECIALISED LCV NETWORK

NISSAN provides a specialised network of LCV dealerships to support your specific commercial vehicle requirements:

- Pan-European coverage
- Dedicated LCV Sales & After Sales staff
- Competitive financing solutions
- Tailor made conversions offer
- Competitive extended warranty offers to go even beyond NISSAN LCV 5 Year Warranty.
- Test drive your choice



AFTERSALES SERVICES

If your car breaks down, it's inconvenient. If your van breaks down, it's a serious blow to your business. Even time allowed for servicing is downtime, when your van isn't earning its keep. At Nissan, we understand these hard business facts. So we do the best to ensure that your van stays where it belongs – working for you, on the road.



NISSAN SERVICE CONTRACTS

Together, you and your Nissan dealer can establish a Nissan Service Contract which provides Service and Maintenance cover for the mileage and period that suits your business best. Giving you true peace of mind, this Contract will ensure that your NV400 is cared for by dedicated Nissan technicians.



5 YEAR ROADSIDE ASSISTANCE

- Pan-European coverage for breakdowns, accidents, non-warrantable incidents (such as flat tyres, lost keys, wrong fuel...)
- 24/7, 365 day
- Emergency Call Centre
- Prompt roadside assistance

If this is not possible and your vehicle is still immobilised after a few hours, we will make sure you are provided with a courtesy vehicle as soon as possible or if necessary, overnight accommodation and travel to your onward destination or back to your base. We will also recover your immobilised vehicle.



ADAPT NV400 TO FIT YOUR WORKING DAY

YOU KNOW WHAT'S BEST FOR YOUR BUSINESS. That's why we offer a range of practical options for you to tailor NV400 precisely to your needs. Whatever your working day entails, NV400 will be ready for it.

OPTIONAL EXTRAS*

- | | |
|--------------------------------------|--|
| 1. POWER TAKE-OFF ENGINE AND GEARBOX | 4. DRIVER'S SIDE MESHED BULKHEAD |
| 2. TOWBAR WITH BALL AND SOCKET JOINT | 5. FULL STEEL BULKHEAD WITH GLAZED PANEL |
| 3. DIGITAL TACHOGRAPH | 6. 270° OPENING REAR DOORS (NOT COMPATIBLE WITH L1 VARIANTS) |



*At additional cost

270° opening rear doors additional extra

ADDED VALUE

CREATE YOUR OWN COMFORT ZONE.

From caring details like leatherette seat covers, protective mats and mudguards to useful additions like a ladder, towbar or roof rack and walkway, not to mention must-have like a rear view camera, Nissan Genuine Accessories make life safer and easier.



1. PROTECTION GRILL
2. REAR VIEW CAMERA
3. FLANGED TOWBAR WITH TEK 7 OR 13 PINS AND WITH HOOK AND BALL (ALSO AVAILABLE WITH COUPLING HOOK OR COUPLING JAW PIN BALL)
4. SEAT COVERS IN LEATHERETTE (ALSO AVAILABLE IN FABRIC)
5. MUDGUARDS
6. TEXTILE OR RUBBER MATS
7. CROSS BARS
8. ROOF RACK AND WALKWAY
9. LADDER



NV400 PANEL VAN

E GRADE

SAFETY

- ABS with EBD and Brake Assist
- Remote central door locking with 2 button key
- Superlocking
- Driver airbag
- Spare wheel
- Nissan Anti Theft System Immobiliser
- Automatic door locking (at 5mph)
- Vehicle Dynamic Control (VDC)
- Thatcham approved alarm system

COMFORT AND CONVENIENCE

- Electrically adjustable door mirrors
- Front electric windows
- 80 litre fuel tank
- Power steering

EXTERIOR STYLING

- 16" Steel wheels
- Half wheel covers
- Nearside sliding panel door
- 50:50 split 180 degree unglazed twin rear french doors
- Black bumpers (front & rear)

INTERIOR STYLING

- Front driver armrest
- Driver and passenger sun visor
- Foldable central seat back with fixed table
- Fixed driver's seat
- 2-seater front row passenger bench seat

CARGO AREA

- Full steel bulkhead without fixed window
- Cargo floor load lashing hooks

AUDIO AND NAVIGATION

- 2 speakers
- AUX socket for MP3 Player
- USB port
- Bluetooth® telephone integration
- AM/FM audio system

NV400 CHASSIS, DROPSIDE, TIPPER

E GRADE

SAFETY

- ABS with EBD and Brake Assist
- Vehicle Dynamic Control (VDC)
- Remote central door locking with 2 button key
- Superlocking
- Driver and passenger airbags
- Spare wheel
- Nissan Anti Theft System Immobiliser
- Automatic door locking (at 5mph)
- Thatcham approved alarm system

EXTERIOR STYLING

- 16" Steel wheels
- Half wheel covers
- Black bumpers (front and rear)
- Extended door mirror arms (Chassis)
- Side indicators (Chassis)

INTERIOR STYLING

- Front driver armrest
- Fixed driver's seat
- Foldable central seat back with fixed table
- 2-seater front row passenger bench seat
- Driver and passenger sun visor

COMFORT AND CONVENIENCE

- Electrically adjustable door mirrors
- Power steering
- Front electric windows
- 80 litre fuel tank

TECHNOLOGY

- Wiring harness with 6-way connector located under the dashboard (for bodybuilder's usage)**

CARGO AREA

- Cabin rear with fixed window

AUDIO AND NAVIGATION

- AUX socket for MP3 Player
- USB port
- Bluetooth® telephone integration
- 2 Speakers
- AM/FM audio system

SE GRADE

IN ADDITION TO E GRADE

SAFETY

- Remote central door locking with 3 button key

EXTERIOR STYLING

- Rear bumper with step
- Side indicators (L3 and L4 only)

INTERIOR STYLING

- Front door storage
- Foldable central seat back with swivelling table
- Upper glove box

COMFORT AND CONVENIENCE

- One touch front electric windows
- 105 litre fuel tank
- Trip computer

AUDIO AND NAVIGATION

- AM/FM/CD audio system

CARGO AREA

- Cargo floor and body side load lashing hooks
- 12V socket

TECHNOLOGY

- Rear parking sensors
- Cruise control and speed limiter
- Digital tachograph (on 4.5T variants)
- Speed restrictor (on 4.5T variants)
- Stop/Start technology (135PS & 165PS engines)

OPTIONS*

- Digital tachograph
- Passenger airbag
- Rear differential lock (incompatible with FWD variants)

OPTION PACKS*

- **Comfort Pack**
 - Manual air conditioning (front)
 - Front fog lights
 - Pollen filter
 - Automatic headlights
 - Rain sensing windscreen wipers
- **Glazed Rear Doors Pack**
 - Full steel bulkhead with fixed window
 - 180 degree glazed twin rear french doors
 - Heated rear windows
- **Offside Door Pack**
 - Offside sliding panel door
 - 50:50 split 270 degree unglazed rear french doors (incompatible with L1 variants)
 - 50:50 split 270 degree glazed rear french doors (if Glazed Rear Doors Pack also selected, incompatible with L1 variants)

SE GRADE

IN ADDITION TO E GRADE

INTERIOR STYLING

- Front door storage
- Foldable central seat back with swivelling table
- Upper glove box
- Fixed 2nd row 4-seater bench seat (Double Cab)

COMFORT AND CONVENIENCE

- One touch front electric windows
- Trip computer

EXTERIOR STYLING

- Side indicators (not available on L2 SC Dropside/Tipper)

TECHNOLOGY

- Cruise control and speed limiter
- Stop/Start technology (135PS & 165PS engines)
- Digital tachograph (on 4.5T variants)
- Speed restrictor (on 4.5T variants)

RADIO AND NAVIGATION

- AM/FM/CD audio system

OPTIONS*

- Digital tachograph (on 3.5T variants)
- Passenger airbag
- Rear differential lock (incompatible with FWD variants)

OPTION PACKS*

- **Comfort Pack**
 - Manual air conditioning (front)
 - Front fog lights
 - Pollen filter
 - Automatic headlights
 - Rain sensing windscreen wipers

*Options at an additional cost

**Not fitted on L2 Single Cab Dropside

*Options at an additional cost

NV400 CREW BUS

NV400 CREW VAN

SE GRADE

SAFETY

- ABS with EBD and Brake Assist
- Vehicle Dynamic Control (VDC)
- Remote central door locking with 3 button key
- Superlocking
- Driver and passenger airbags
- Spare wheel
- Nissan Anti Theft System Immobiliser
- Automatic door locking (at 5mph)
- Thatcham approved alarm system
- Lane Departure Warning
- Tyre Pressure Monitoring System
- ISOFIX childseat anchorage points (middle row middle seat and offside seat)

EXTERIOR STYLING

- 16" Steel wheels
- Full wheel covers
- Black bumpers (front and rear)
- Rear bumper with step
- 50:50 split 180 degree glazed twin rear french doors
- Nearside sliding glazed door with opening window
- Offside glazed panel with opening window

CARGO AREA

- Cargo floor load lashing hooks
- 12V socket

INTERIOR STYLING

- Front driver armrest
- Front door storage
- Fixed 2nd and 3rd row 3 seater bench seat (easily removable)
- Upper glove box
- Foldable central seat back with fixed table
- 2-seater front row passenger bench seat

COMFORT AND CONVENIENCE

- Electrically adjustable door mirrors
- Trip computer
- Power steering
- One touch front electric windows
- Heated rear windows
- 105 litre fuel tank

AUDIO AND NAVIGATION

- 2 Speakers
- AUX socket for MP3 Player
- USB port
- Bluetooth® telephone integration
- AM/FM/CD audio system

TECHNOLOGY

- Selective Catalytic Reduction (SCR) system
- Rear parking sensors
- Cruise control (and speed limiter)
- Stop/Start technology

OPTIONS#

- Crew Bus cargo (removal of 3rd row seats)

OPTION PACKS*

- **Comfort Pack**
 - Manual air conditioning (front)
 - Front fog lights
 - Pollen filter
 - Automatic headlights
 - Rain sensing windscreen wipers
- **Premium Comfort Pack**
 - Manual air conditioning (front & rear)
 - Front and rear mudguards
 - Pollen filter
 - Front fog lights
 - Automatic headlights
 - Rain sensing windscreen wipers
- **Towing Pack**
 - Digital tachograph
 - Towbar
 - Towbar electrics

*Options at an additional cost

SE GRADE

SAFETY

- ABS with EBD and Brake Assist
- Vehicle Dynamic Control (VDC)
- Remote central door locking with 3 button key
- Superlocking
- Driver and passenger airbags
- Nissan Anti Theft System Immobiliser
- Automatic door locking (at 5mph)
- Thatcham approved alarm system
- Spare wheel

EXTERIOR STYLING

- 16" Steel wheels
- Half wheel covers
- Nearside sliding glazed door with opening window
- Offside glazed panel with opening window
- Black bumpers (front and rear)
- Rear bumper with step
- Side indicators (L3 only)
- 50:50 split 180 degree unglazed twin rear french doors

CARGO AREA

- Cargo floor and body side load lashing hooks
- 12V socket
- Rear bulkhead with fixed window (behind 2nd row bench seat)

INTERIOR STYLING

- 2-seater front row passenger bench seat
- Fixed 2nd row 4-seater bench seat with underseat and side pocket storage
- Foldable central seat back with swivelling table
- Front door storage
- Fixed driver's seat
- Upper glovebox
- Rear passenger compartment trim including headlining, floor covering
- Front driver armrest

COMFORT AND CONVENIENCE

- Electrically adjustable door mirrors
- One touch front electric windows
- Trip computer
- 105 litre fuel tank
- Power steering

AUDIO AND NAVIGATION

- AUX socket for MP3 Player
- USB port
- Bluetooth® telephone integration
- 2 speakers
- AM/FM/CD audio system

TECHNOLOGY

- Cruise control and speed limiter
- Rear parking sensors
- Stop/Start technology (135PS engine only)

OPTIONS

- Digital tachograph

OPTION PACKS*

- **Comfort Pack**
 - Manual air conditioning (front)
 - Front fog lights
 - Pollen filter
 - Automatic headlights
 - Rain sensing windscreen wipers

*Options at an additional cost

NV400 TRABUS

NV400 PLATFORM

SE GRADE

SAFETY

- ABS with EBD and Brake Assist
- Vehicle Dynamic Control (VDC)
- Remote central door locking with 3 button key
- Superlocking
- Driver and passenger airbags
- Spare wheel
- Nissan Anti Theft System Immobiliser
- Automatic door locking (at 5mph)
- Vehicle Dynamic Control (VDC)
- Lane Departure Warning

EXTERIOR STYLING

- 16" Steel wheels
- Full wheel covers
- Black bumpers (front & rear)
- Rear bumper with step
- 50:50 split 180 degree glazed twin rear french doors
- Nearside sliding glazed door with opening window
- Offside glazed panel with opening window
- Side indicators (L3 only)

INTERIOR STYLING

- Fixed driver's seat
- Front driver armrest
- Front door storage
- Upper glove box
- Foldable central seat back with fixed table
- 2-seater front row passenger bench seat

COMFORT AND CONVENIENCE

- Electrically adjustable door mirrors
- Trip computer
- Power steering
- One touch front electric windows
- 100 litre fuel tank
- Heated rear windows

AUDIO AND NAVIGATION

- AUX socket for MP3 Player
- USB port
- Bluetooth® telephone integration
- AM/FM/CD audio system

TECHNOLOGY

- Selective Catalytic Reduction (SCR) system
- Rear parking sensors
- Cruise control and speed limiter
- Speed restrictor
- Stop/Start technology (135PS engine only)

OPTION PACKS*

- **Comfort Pack**
 - Manual Air Conditioning (front)
 - Front fog lights
 - Pollen filter
 - Automatic headlights
 - Rain sensing windscreen wipers
- **Towing Pack**
 - Digital tachograph
 - Towbar
 - Towbar electrics

*Options at an additional cost

SE GRADE

SAFETY

- ABS with EBD and Brake Assist
- Vehicle Dynamic Control (VDC)
- Remote central door locking with 2 button key
- Superlocking
- Driver airbag
- Spare wheel
- Nissan Anti Theft System Immobiliser
- Automatic door locking (at 5mph)
- Vehicle Dynamic Control (VDC)
- Alarm pre-wiring

EXTERIOR STYLING

- 16" Steel wheels
- Half wheel covers
- Black bumper (front)
- Extended door mirror arms
- Side indicators

INTERIOR STYLING

- Fixed driver's seat
- Front driver armrest
- Front door storage
- Upper glovebox
- Foldable central seat back with fixed table
- 2-seater front row passenger bench seat

*Options at an additional cost

COMFORT AND CONVENIENCE

- Electrically adjustable door mirrors
- Trip computer
- Power steering
- One touch front electric windows
- 80 litre fuel tank

CARGO AREA

- Cabin rear with fixed window

AUDIO AND NAVIGATION

- AUX socket for MP3 Player
- USB port
- Bluetooth® telephone integration
- AM/FM/CD audio system

TECHNOLOGY

- Cruise control and speed limiter

OPTIONS#

- Pneumatic suspension

OPTION PACKS*

- **Comfort Pack**
 - Manual Air Conditioning (front)
 - Front fog lights
 - Pollen filter
 - Automatic headlights
 - Rain sensing windscreen wipers
- **Towing Pack**
 - Digital tachograph
 - Towbar
 - Towbar electrics

PAINT COLOURS



AVALANCHE WHITE (S)



BLAZE (S)



TANGERINE (S)



SIGNAL BLUE (S)



INK BLUE (S)



CITRUS YELLOW (S)



DELTA BLUE (S)



SILVER (M)



BLUE GREY (M)



PEARL BLACK (M)

(S) = Solid
(M) = Metallic

TRIMS



Dark Grey
Standard and entry grades



WHEELS



Small wheel covers



Large wheel covers

NV400 PANEL VAN TECHNICAL SPECIFICATION

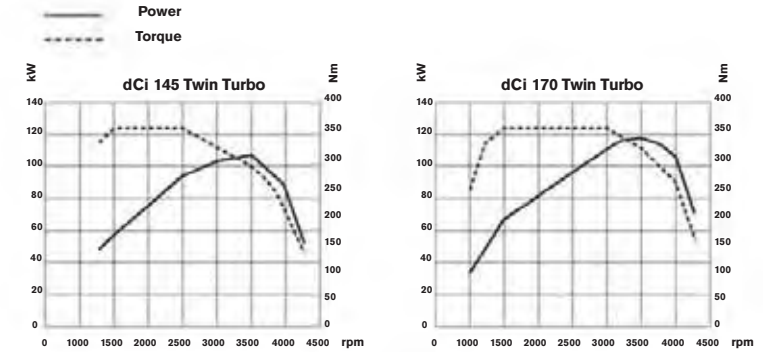
ENGINE	6-Speed Manual Gearbox				
	110hp	130hp	145hp	165hp	170hp
Wheel drive	FWD	FWD	FWD / RWD	FWD / RWD	FWD
Depollution level	Euro 6	Euro 6	Euro 6	Euro 6	Euro 6
With Start and Stop Engine	Optional	No	Yes	Yes	Yes
Diesel Particulate Filter (DPF)	Yes	Yes	Yes	Yes	Yes
Engine capacity (cm³)	2298	2298	2298	2298	2298
Injection type	Commonrail	Commonrail	Commonrail	Commonrail	Commonrail
Turbo (fixed/variable geometry)	Single	Single	Twin Turbo	Twin Turbo	Twin Turbo
Fuel type	Diesel	Diesel	Diesel	Diesel	Diesel
Number of cylinders	4	4	4	4	4
Number of valves	16	16	16	16	16
Max. engine power (KW (hp))	81 (110)	96 (130)	107 (145)	120 (165)	125 (170)
Max. engine power (rpm)	3500	3500	3500	3500	3500
Max. engine torque (Nm)	290	320/330	360	380	380
Max. engine torque (rpm)	2250	2500	2500	2500	2750
Fuel tank capacity (litres)	80 (105 optional)	80 (105 optional)	80 (105 optional)	80 (105 optional)	80 (105 optional)
CO ₂ - Combined (g/km)	FWD 201	FWD 201 RWD 232 - 242	-	-	FWD 209-217 COMB 194-198
CO ₂ - Combined with Stop & Start (g/km)	FWD 191	-	FWD 176-195 RWD 212-222	VAN FWD 195 RWD 212-222	FWD 184
Fuel consumption - Combined (MPG)	FWD 36.7	FWD 36.6 RWD 30.4 - 31.2	-	-	-
Fuel consumption - Combined with Stop & Start (MPG)	FWD 38.17mpg	-	FWD 37.7 - 40.9 RWD 37.66 -	FWD 37.7 RWD 32.9 - 34.3	FWD 40.4
FWD PANEL VAN					
FWD L1H1 2.8T	•	•	•		•
FWD L1H1 3.3T	•	•	•	•	•
FWD L1H1 3.5T	•	•	•	•	•
FWD L1H2 2.8T	•	•	•		•
FWD L1H2 3.3T	•	•	•	•	•
FWD L1H2 3.5T	•	•	•	•	•
FWD L2H2 3.3T	•	•	•	•	•
FWD L2H3 3.3T	•	•	•	•	•
FWD L3H2 3.5T	•	•	•	•	•
FWD L2H2 3.5T	•	•	•	•	•
FWD L2H3 3.5T	•	•	•	•	•
FWD L3H3 3.5T			•	•	•
FWD L4H2 3.5T			•	•	•
RWD PANEL VAN					
RWD L3H2 3.5T		•	•	•	
RWD L3H2 4.5T		•	•	•	
RWD L3H3 4.5T		•	•	•	
RWD L4H2 3.5T		•	•	•	
RWD L4H2 4.5T		•	•	•	
RWD L4H3 3.5T		•	•	•	
RWD L4H3 4.5T		•	•	•	
RWD L3H3 3.5T		•	•	•	

ENGINE	6-Speed manual gearbox				
	110hp	130hp	145hp	165hp	170hp
CREW VAN					
FWD L1H1 3.3T	•	•	•		•
FWD L1H1 3.5T	•	•	•		•
FWD L1H2 3.3T	•	•	•		•
FWD L1H2 3.5T	•	•	•		•
FWD L2H2 3.3T	•	•	•		•
FWD L2H2 3.5T	•	•	•		•
FWD L3H2 3.5T	•	•	•	•	•
RWD L3H2 3.5T				•	•
PLATFORM					
FWD L2H1 3.5T	•	•	•	•	•
FWD L2H2 3.5T	•	•	•	•	•
FWD L3H1 3.5T	•	•	•	•	•
FWD L3H2 3.5T	•	•	•	•	•
CHASSIS SINGLE CAB					
FWD L2H1 3.5T	•	•	•	•	•
FWD L3H1 3.5T	•	•	•	•	•
RWD L2H1 3.5T	•	•	•	•	•
RWD L2H1 4.5T	•	•	•	•	•
RWD L3H1 4.5T	•	•	•	•	•
RWD L3H1 3.5T	•	•	•	•	•
RWD L4H1 3.5T	•	•	•	•	•
RWD L4H1 4.5T	•	•	•	•	•
CHASSIS DOUBLE CAB					
FWD L2H1 3.5T	•	•	•	•	•
FWD L3H1 3.5T	•	•	•	•	•
RWD L2H1 3.5T	•	•	•	•	•
RWD L3H1 4.5T	•	•	•	•	•
RWD L3H1 3.5T	•	•	•	•	•
RWD L4H1 3.5T	•	•	•	•	•
RWD L4H1 4.5T	•	•	•	•	•
TIPPER SINGLE CAB					
FWD L2H1 3.5T	•	•	•	•	•
RWD L2H1 3.5T	•	•	•	•	•
RWD L3H1 3.5T	•	•	•	•	•
RWD L2H1 4.5T	•	•	•	•	•
TIPPER DOUBLE CAB					
FWD L3H1 3.5T	•	•	•	•	•
RWD L3H1 4.5T	•	•	•	•	•
RWD L3H1 3.5T	•	•	•	•	•

• = Standard
 = Not available

NV400 CREW BUS ENGINES

NV400 Combi is available with two Euro6 compliant Twin Turbo 145PS and 170PS engines, featuring a selective catalytic reduction (SCR) system to further reduce emissions.



SIX-SPEED MANUAL GEARBOX

Available with all NV400 engines. The gearbox enhances acceleration in all intermediate gears, while lowering fuel consumption and noise levels.



[Introduction](#) | [Range](#) | [Interior design](#) | [Technology & performance](#) | [Style & accessories](#) | [Price list](#) | [Commitments](#)

[Print](#) | [Close](#)

[NV400 Model and option prices](#) | [Further Information](#)

[REQUEST A TEST DRIVE](#)



NV400 PANEL VAN

Body	Driven Wheels	Rear Wheels	Length / Height	Grade	GVW (kgs)	Engine	Transmission	Basic Price £	VED + FRF £	CV OTR (ex. VAT) £
Panel Van	FWD	Single	L1H1	E	2,800	2.3dCi 110	6 Manual	21,490	230	21,775
Panel Van	FWD	Single	L1H1	SE	3,300	2.3dCi 110	6 Manual	23,190	230	23,475
Panel Van	FWD	Single	L1H1	SE	3,300	2.3dCi 130	6 Manual	24,090	230	24,375
Panel Van	FWD	Single	L1H1	SE	3,300	2.3dCi 145 SS	6 Manual	25,100	230	25,385
Panel Van	FWD	Single	L2H2	E	3,300	2.3dCi 110	6 Manual	23,890	230	24,175
Panel Van	FWD	Single	L2H2	SE	3,300	2.3dCi 130	6 Manual	25,490	230	25,775
Panel Van	FWD	Single	L2H2	SE	3,300	2.3dCi 145 SS	6 Manual	26,500	230	26,785
Panel Van	FWD	Single	L2H2	SE	3,300	2.3dCi 170 SS	6 Manual	28,300	230	28,585
Panel Van	FWD	Single	L2H2	SE	3,500	2.3dCi 130	6 Manual	26,190	230	26,475
Panel Van	FWD	Single	L2H2	SE	3,500	2.3dCi 145 SS	6 Manual	27,200	230	27,485
Panel Van	FWD	Single	L2H2	SE	3,500	2.3dCi 170 SS	6 Manual	29,000	230	29,285
Panel Van	FWD	Single	L2H3	SE	3,500	2.3dCi 130	6 Manual	26,690	230	26,975
Panel Van	FWD	Single	L2H3	SE	3,500	2.3dCi 145 SS	6 Manual	27,700	230	27,985
Panel Van	FWD	Single	L2H3	SE	3,500	2.3dCi 170 SS	6 Manual	29,500	230	29,785
Panel Van	FWD	Single	L3H2	SE	3,500	2.3dCi 130	6 Manual	27,090	230	27,375
Panel Van	FWD	Single	L3H2	SE	3,500	2.3dCi 145 SS	6 Manual	28,100	230	28,385
Panel Van	FWD	Single	L3H2	SE	3,500	2.3dCi 170 SS	6 Manual	29,900	230	30,185
Panel Van	FWD	Single	L3H3	SE	3,500	2.3dCi 130	6 Manual	27,590	230	27,875
Panel Van	FWD	Single	L3H3	SE	3,500	2.3dCi 145 SS	6 Manual	28,600	230	28,885
Panel Van	FWD	Single	L3H3	SE	3,500	2.3dCi 170 SS	6 Manual	30,400	230	30,685

NV400 PANEL VAN

Body	Driven Wheels	Rear Wheels	Length / Height	Grade	GVW (kgs)	Engine	Transmission	Basic Price £	VED + FRF £	CV OTR (ex. VAT) £
Panel Van	RWD	Single	L3H2	SE	3,500	2.3dCi 145 SS	6 Manual	29,100	230	29,385
Panel Van	RWD	Single	L3H2	SE	3,500	2.3dCi 165 SS	6 Manual	30,900	230	31,185
Panel Van	RWD	Twin	L4H2	SE	3,500	2.3dCi 145 SS	6 Manual	30,850	230	31,135
Panel Van	RWD	Twin	L4H2	SE	3,500	2.3dCi 165 SS	6 Manual	32,650	230	32,935
Panel Van	RWD	Twin	L4H3	SE	3,500	2.3dCi 145 SS	6 Manual	31,350	230	31,635
Panel Van	RWD	Twin	L4H3	SE	3,500	2.3dCi 165 SS	6 Manual	33,150	230	33,435
Panel Van	RWD	Twin	L4H3	SE	4,500	2.3dCi 145 SS	6 Manual	32,725	165	32,945
Panel Van	RWD	Twin	L4H3	SE	4,500	2.3dCi 165 SS	6 Manual	34,525	165	34,745

The Basic Delivered prices excludes VAT but includes delivery to the dealership and number plates. The Basic On The Road price excludes VAT but includes delivery to the dealership, number plates, 12 months Vehicle Excise Duty (£230 or £165 for 4.5T variants) and Government First Registration Fee of £55.

* SS: with stop start



NV400 CREW VAN

Body	Driven Wheels	Rear Wheels	Length / Height	Grade	GVW (kgs)	Engine	Transmission	Basic Price £	VED + FRF £	CV OTR (ex. VAT) £
Crew Van	FWD	Single	L2H2	SE	3,500	2.3dCi 130	6 Manual	28,690	285	28,975
Crew Van	FWD	Single	L2H2	SE	3,500	2.3dCi 145 SS	6 Manual	29,700	285	29,985
Crew Van	FWD	Single	L3H2	SE	3,500	2.3dCi 130	6 Manual	29,590	285	29,875
Crew Van	FWD	Single	L3H2	SE	3,500	2.3dCi 145 SS	6 Manual	30,600	285	30,885

The Basic Delivered prices excludes VAT but includes delivery to the dealership and number plates. The Basic On The Road price excludes VAT but includes delivery to the dealership, number plates, 12 months Vehicle Excise Duty (£230) and Government First Registration Fee of £55.



1. Ladder



2. Towbar



3. Reversing Camera

4. Aluminium Roof Rack
5. Aluminium Walkway



NV400 PANEL VAN / CREW VAN OPTIONS

	E	SE FWD	SE 3.5T RWD	SE 4.5T RWD	SE Crew Van	Basic Price £
Metallic paint	○	○	○	○	○	375.00
Digital tachograph*		○	○	●	○	550.00
Passenger airbag		○	○	○	●	250.00
Limited Slip Differential			○	○		500.00
OPTION PACKS						
Comfort Pack		○	○	○	○	750.00
- Manual air conditioning (front) with pollen filter						
- Front fog lights						
- Rain sensing windscreen wipers						
- Automatic headlights						
Glazed Rear Doors Pack		○	○	○		250.00
- Full steel bulkhead with fixed window						
- 180 degree glazed twin rear french doors						
- Heated rear windscreen						
Offside Door Pack		○	○	○		375.00
- Offside sliding panel door						
- 270 degree unglazed rear french doors; glazed if Glazed Rear Doors Pack also selected (incompatible with H1 variants)						

For latest information on options that can be combined together, please contact your local Nissan Dealer
 *Digital tachograph is recommended for towing when the GTW is above 3500kg to meet EU and UK legislation.

Optional - ○ Standard - ● Optional Dealer Fit - □

NV400 PANEL VAN / CREW VAN OPTIONS

	E	SE FWD	SE 3.5T RWD	SE 4.5T RWD	SE Crew Van	Basic Price £
High Grade Clarion Satellite Navigation	<input type="checkbox"/>	<input type="checkbox"/>	<input type="checkbox"/>	<input type="checkbox"/>	<input type="checkbox"/>	700.00
High Grade Clarion Satellite Navigation and Rear View Camera	<input type="checkbox"/>	<input type="checkbox"/>	<input type="checkbox"/>	<input type="checkbox"/>	<input type="checkbox"/>	850.00
Mats, Rubber (front)	<input type="checkbox"/>	<input type="checkbox"/>	<input type="checkbox"/>	<input type="checkbox"/>	<input type="checkbox"/>	42.98
Mudguards (front and rear)	<input type="checkbox"/>	<input type="checkbox"/>	<input type="checkbox"/>		<input type="checkbox"/>	155.94
Mudguards (front and rear) - Twin wheels			<input type="checkbox"/>	<input type="checkbox"/>		155.94
Parking Sensors (rear)	<input type="checkbox"/>	●	●	●	●	304.34
Reversing Camera and Screen	<input type="checkbox"/>	<input type="checkbox"/>	<input type="checkbox"/>	<input type="checkbox"/>	<input type="checkbox"/>	528.32
Alarm	●	●	●	●	<input type="checkbox"/>	303.95
Aluminium Roof Rack L1 H1	<input type="checkbox"/>	<input type="checkbox"/>				1051.91
Aluminium Roof Rack L2 H2	<input type="checkbox"/>	<input type="checkbox"/>			<input type="checkbox"/>	1182.00
Aluminium Roof Rack L3 H2		<input type="checkbox"/>	<input type="checkbox"/>	<input type="checkbox"/>	<input type="checkbox"/>	1337.96
Aluminium Walkway L1	<input type="checkbox"/>	<input type="checkbox"/>				298.65
Aluminium Walkway L2	<input type="checkbox"/>	<input type="checkbox"/>			<input type="checkbox"/>	330.00
Aluminium Walkway L3		<input type="checkbox"/>	<input type="checkbox"/>	<input type="checkbox"/>	<input type="checkbox"/>	355.00
Ladder	<input type="checkbox"/>	<input type="checkbox"/>	<input type="checkbox"/>	<input type="checkbox"/>	<input type="checkbox"/>	314.68
Roof bars	<input type="checkbox"/>	<input type="checkbox"/>	<input type="checkbox"/>	<input type="checkbox"/>	<input type="checkbox"/>	375.00
Towbar Flanged with coupling jaw pin ball + 7 pin TEK*	<input type="checkbox"/>	<input type="checkbox"/>	<input type="checkbox"/>	<input type="checkbox"/>	<input type="checkbox"/>	746.67
Waterproof Seat Covers	<input type="checkbox"/>	<input type="checkbox"/>	<input type="checkbox"/>	<input type="checkbox"/>	<input type="checkbox"/>	139.48

* Alternative towbar options available. Please check with your local dealer for further information and prices.
Dealer fit option prices include fitting but are only a guide. Please check with your local Nissan dealer for exact prices

Optional - ○ Standard - ● Optional Dealer Fit - □



[Introduction](#) | [Range](#) | [Interior design](#) | [Technology & performance](#) | [Style & accessories](#) | [Price list](#) | [Commitments](#)

[Print](#) | [Close](#)

[NV400 Model and option prices](#) | [Further Information](#)

[Page 1](#) | [Page 2](#) | [Page 3](#) | [Page 4](#) | [Page 5](#) | [Page 6](#) | [Page 7](#) | [Page 8](#) | [Page 9](#) | [Page 10](#) | [Page 11](#) | [Page 12](#) | [Page 13](#) | [Page 14](#) | [Page 15](#) | [Page 16](#)

[REQUEST A TEST DRIVE](#)



NV400 CREW BUS

Body	Driven Wheels	Rear Wheels	Length / Height	Grade	GVW (kgs)	Engine	Transmission	Basic Price £	VAT £	VED + FRF £	OTR (inc. VAT) £
Crew Bus	FWD	Single	L1H1	SE	3,300	2.3dCi 145 SS	6 Manual	24,380.00	4,876.00	300	29,611
Crew Bus	FWD	Single	L2H2	SE	3,500	2.3dCi 145 SS	6 Manual	26,480.00	5,296.00	300	32,131
Crew Bus	FWD	Single	L2H2	SE	3,500	2.3dCi 170 SS	6 Manual	28,280.00	5,656.00	300	34,291

Basic and Total Retail prices include delivery to the Dealership and number plates. On The Road price includes VAT and 12 months Government Vehicle Excise Duty and Government First Registration fee of £55.



NV400 TRABUS

Body	Driven Wheels	Rear Wheels	Length / Height	Grade	GVW (kgs)	Engine	Transmission	Basic Price £	VED + FRF £	CV OTR (ex. VAT) £
Trabus	FWD	Single	L2H2	SE	3,500	2.3dCi 145 SS	6 Manual	27,850.00	220	28,070
Trabus	FWD	Single	L2H2	SE	3,500	2.3dCi 165 SS	6 Manual	29,650.00	220	29,870
Trabus	FWD	Single	L3H2	SE	3,500	2.3dCi 145 SS	6 Manual	28,750.00	220	28,970
Trabus	FWD	Single	L3H2	SE	3,500	2.3dCi 165 SS	6 Manual	30,550.00	220	30,770

Basic and Total Retail prices include delivery to the Dealership and number plates. On The Road price excludes VAT but includes 12 months Government Vehicle Excise Duty and Government First Registration fee of £55.



NV400 CREW BUS OPTIONS

	SE	Basic Price £	VAT £	Total £
Metallic paint	<input type="radio"/>	375	75	450.00
Crew Bus Cargo (removal of 3rd row seats)	<input type="radio"/>	No cost option		
OPTION PACKS				
Comfort Pack	<input type="radio"/>	750	150	900.00
- Manual air conditioning (front) and Pollen filter				
- Front fog light				
- Rain sensing windscreen wipers				
- Automatic headlights				
Premium Comfort Pack	<input type="radio"/>	2,500	500	3,000.00
- Manual air conditioning (front & rear) & Pollen filter				
- Front fog light				
- Rain sensing windscreen wipers				
- Automatic headlights				
Towing Pack	<input type="radio"/>	No cost option		
- Digital Tachograph	<input type="radio"/>	825	165	990.00
- Towbar	<input type="radio"/>			

Optional -

NV400 CHASSIS

Body	Cab	Drive Wheels	Rear Wheels	Vehicle Length	Grade	GVW (kgs)	Engine	Transmission	Basic Price £	VED + FRF £	CV OTR (ex. VAT) £
Chassis	Single	FWD	Single	L2	E	3,500	2.3dCi 130	6 Manual	22,910	230	23,195
Chassis	Single	FWD	Single	L2	SE	3,500	2.3dCi 145 SS	6 Manual	23,610	230	23,895
Chassis	Single	FWD	Single	L2	SE	3,500	2.3dCi 130	6 Manual	24,620	230	24,905
Chassis	Single	FWD	Single	L3	SE	3,500	2.3dCi 130	6 Manual	24,310	230	24,595
Chassis	Single	FWD	Single	L3	SE	3,500	2.3dCi 130	6 Manual	25,320	230	25,605
Chassis	Single	FWD	Single	L3	SE	3,500	2.3dCi 130	6 Manual	27,120	230	27,405
Chassis	Double	FWD	Single	L3	SE	3,500	2.3dCi 130	6 Manual	25,310	230	25,595
Chassis	Double	FWD	Single	L3	SE	3,500	2.3dCi 130	6 Manual	26,320	230	26,605
Chassis	Double	FWD	Single	L3	SE	3,500	2.3dCi 130	6 Manual	28,120	230	28,405
Chassis	Single	RWD	Twin	L3	SE	3,500	2.3dCi 130	6 Manual	27,170	230	27,455
Chassis	Single	RWD	Twin	L3	SE	3,500	2.3dCi 130	6 Manual	28,970	230	29,255
Chassis	Single	RWD	Twin	L3	SE	4,500	2.3dCi 130	6 Manual	28,545	165	28,765
Chassis	Double	RWD	Twin	L3	SE	3,500	2.3dCi 130	6 Manual	27,870	230	28,155
Chassis	Single	RWD	Twin	L4	SE	3,500	2.3dCi 130	6 Manual	28,170	230	28,455

Basic and Total Retail prices include delivery to the Dealership and number plates. CV On The Road price excludes VAT but includes 12 months Government Vehicle Excise Duty and Government First Registration fee of £55.



NV400 TIPPER

Body	Cab	Drive Wheels	Rear Wheels	Vehicle Length	Grade	GVW (kgs)	Engine	Transmission	Basic Price £	VED + FRF £	CV OTR (ex. VAT) £
Tipper	Single	FWD	Single	L2	E	3,500	2.3dCi 130	6 Manual	26,510	230	26,795
Tipper	Single	FWD	Single	L2	SE	3,500	2.3dCi 130	6 Manual	27,210	230	27,495
Tipper	Single	FWD	Single	L2	SE	3,500	2.3dCi 145 SS	6 Manual	28,220	230	28,505
Tipper	Single	RWD	Twin	L3	SE	3,500	2.3dCi 145 SS	6 Manual	30,770	230	31,055
Tipper	Double	RWD	Twin	L3	SE	3,500	2.3dCi 145 SS	6 Manual	31,420.00	285	31,705
Tipper	Double	RWD	Twin	L3	SE	3,500	2.3dCi 165 SS	6 Manual	33,220.00	285	33,505

Basic and Total Retail prices include delivery to the Dealership and number plates. On The Road price excludes VAT but includes 12 months Government Vehicle Excise Duty and Government First Registration fee of £55.



NV400 DROPSIDE

Body	Cab	Drive Wheels	Rear Wheels	Vehicle Length	Grade	GVW (kgs)	Engine	Transmission	Basic Price £	VED + FRF £	CV OTR (ex. VAT) £
Dropside	Single	FWD	Single	L2	E	3,500	2.3dCi 130	6 Manual	25,110	230	25,395
Dropside	Single	FWD	Single	L2	SE	3,500	2.3dCi 130	6 Manual	25,810	230	26,095
Dropside	Single	FWD	Single	L2	SE	3,500	2.3dCi 145 SS	6 Manual	26,820	230	27,105
Dropside	Single	FWD	Single	L3	SE	3,500	2.3dCi 130	6 Manual	26,710	230	26,995
Dropside	Double	FWD	Single	L3	SE	3,500	2.3dCi 130	6 Manual	27,720	230	28,005
Dropside	Single	FWD	Single	L3	SE	3,500	2.3dCi 145 SS	6 Manual	27,510	230	27,795
Dropside	Double	FWD	Single	L3	SE	3,500	2.3dCi 145 SS	6 Manual	28,520	230	28,805
Dropside	Single	RWD	Twin	L3	SE	3,500	2.3dCi 145 SS	6 Manual	29,570	230	29,855
Dropside	Double	RWD	Twin	L3	SE	3,500	2.3dCi 165 SS	6 Manual	30,670	230	30,955
Dropside	Single	RWD	Twin	L4	SE	3,500	2.3dCi 145 SS	6 Manual	30,320.00	285	30,605

Basic and Total Retail prices include delivery to the Dealership and number plates. CV On The Road price exludes VAT but includes 12 months Government Vehicle Excise Duty and Government First Registration fee of £55.



NV400 PLATFORM

Body	Cab	Drive Wheels	Rear Wheels	Vehicle Length	Grade	GVW (kgs)	Engine	Transmission	Basic Price £	VED + FRF £	CV OTR (ex. VAT) £
Platform	Single	FWD	Single	L3	SE	3,500	2.3dCi 130	6 Manual	24,310	230	24,595
Platform	Single	FWD	Single	L3	SE	3,500	2.3dCi 145 SS	6 Manual	25,320	230	25,605

Basic and Total Retail prices include delivery to the Dealership and number plates. CV On The Road price excludes VAT but includes 12 months Government Vehicle Excise Duty and Government First Registration fee of £55.



NV400 CHASSIS / DROPSIDE / TIPPER OPTIONS

	E	SE FWD 3.5T	SE RWD 3.5T	Basic Price £
Metallic paint	<input type="radio"/>	<input type="radio"/>	<input type="radio"/>	375.00
Digital Tachograph#		<input type="radio"/>	<input type="radio"/>	550.00
Passenger airbag		<input type="radio"/>	<input type="radio"/>	250.00
Rear Differential Lock			<input type="radio"/>	500.00
Mats, Rubber (front)	<input type="checkbox"/>	<input type="checkbox"/>	<input type="checkbox"/>	42.98
Mudguards (front and rear)	<input type="checkbox"/>	<input type="checkbox"/>		155.94
Mudguards (front and rear) - Twin wheels			<input type="checkbox"/>	155.94
Waterproof Seat Covers	<input type="checkbox"/>	<input type="checkbox"/>	<input type="checkbox"/>	139.48
Satellite Navigation (Clarion)	<input type="checkbox"/>	<input type="checkbox"/>	<input type="checkbox"/>	713.18
Satellite Navigation and Rear View Camera (Clarion)	<input type="checkbox"/>	<input type="checkbox"/>	<input type="checkbox"/>	867.12
Towbar Flanged with coupling jaw pin ball + 7 pin TEK**	<input type="checkbox"/>	<input type="checkbox"/>	<input type="checkbox"/>	746.67
OPTION PACKS				
Comfort pack		<input type="radio"/>	<input type="radio"/>	750.00
- Manual air conditioning (front) and pollen filter				
- Front fog light				
- Rain sensing windscreen wipers				
- Automatic headlights				

Optional - Standard - Optional Dealer Fit -

Dealer fit option prices include fitting but are only a guide. Please check with your local Nissan dealer for exact prices

#Digital tachograph is recommended for towing when the GTW is above 3500kg to meet EU and UK legislation.

**Not all towbars are compatible with all conversions. Alternative towbar options available. Please check with your local dealer for further information and prices.



[Introduction](#) | [Range](#) | [Interior design](#) | [Technology & performance](#) | [Style & accessories](#) | [Price list](#) | [Commitments](#)

[Print](#) | [Close](#)

[NV400 Model and option prices](#) | [Further Information](#)

[Page 1](#) | [Page 2](#) | [Page 3](#) | [Page 4](#) | [Page 5](#) | [Page 6](#) | [Page 7](#) | [Page 8](#) | [Page 9](#) | [Page 10](#) | [Page 11](#) | [Page 12](#) | [Page 13](#) | [Page 14](#) | [Page 15](#) | [Page 16](#)

[REQUEST A TEST DRIVE](#)



NISSAN VAN INSURANCE

Nissan Insurance has been designed to help Nissan drivers get the most from their cover, boasting the following benefits:

- All repairs which are guaranteed for 3 years
- Option to pay annually or through Direct Debit
- Optional Legal Expenses Cover

So, if you would like to obtain a Van Insurance quotation, or would like to know more about Nissan Van Insurance, please call **0344 335 3783** to speak to our team based in the UK.

Calls charged at the same rate as local 01 and 02 numbers and will be included in inclusive call packages from mobiles. Lines are open Monday to Friday 9am-7pm and Saturday 9am-5pm.
Terms and Conditions

Quotations are subject to underwriting terms and acceptance criteria.

Nissan Insurance is arranged by Europa Group Ltd trading as Nissan Insurance Services on behalf of Maiden Global Holdings Ltd (registered in England with company number 07324422) Registered office: Albion House, Valley Business Centre, Gordon Road, High Wycombe, HP13 6EQ. Authorised and regulated by the Financial Conduct Authority. Financial Services Register number 555397. Europa Group Limited is authorised and regulated by the Financial Conduct Authority. Financial Services Register No. 309794. Registered as a limited company in England and Wales No. 3279177. Registered office: Europa House, Midland Way, Thornbury, Bristol BS35 2JX.

FURTHER INFORMATION

Price Protection Plan. Order a new Nissan for delivery no more than 4 weeks in advance and the price you are quoted is the price you pay. This is irrespective of any subsequent price rises between placing your order and delivery of your new vehicle. Nissan Motor (GB) is not liable for price adjustments caused by Government changes in the rate of VAT or by any other applicable legislation or regulation or Vehicle Excise Duty.

Five year/100,000 miles manufacturer's warranty - Nissan's comprehensive warranty provides cover for your new Nissan from defects in materials or workmanship. Your vehicle is covered in all European Countries where Authorised Nissan Dealers are located. If your vehicle becomes inoperative due to warrantable defects, a towing service, when necessary, to the Authorised Dealer is covered. If a warrantable defect abroad takes more than six hours to repair, the Touring Assistance Programme will pay for a hotel or rental car to a certain maximum. The paint warranty covers painted body parts (excluding the underbody) for three years regardless of mileage driven. For further details please contact your local Authorised Nissan Dealer.

Nissan e-NV200 offers a 5-year / 60,000 mile warranty on all EV dedicated components, including the lithium-ion battery, and a 3-year / 60,000 mile warranty on standard components. The Nissan e-NV200 lithium-ion battery state of health guarantee protects against battery capacity loss (less than 9 bars out of 12) as shown on e-NV200's capacity gauge for a period of 5 years / 60,000 miles. For e-NV200 flex customers, the battery state of health guarantee applies for the duration of the battery lease. Special build conversions may be subject to extended delivery.

The conversions in this price list are from Nissan Motor GB-appointed converters and have warranty terms in line with the Nissan Pan European Warranty. The converter is responsible for all aspects of the conversion.

Nissan European Roadside Assistance is provided for the period of your new vehicle manufacturer warranty. Visit www.nissan-aftersales.co.uk for full details including terms & conditions. Nissan EV Pan-European Roadside Assistance is provided by AXA for 3 years or 60,000 miles, whichever comes first.

For e-NV200 Van Flex (battery lease) customers, the Nissan EV Pan-European Roadside Assistance will cover you for the duration of your battery lease agreement should your Nissan EV run out of battery charge. For any other repair work, the basic warranty clause still applies.

Benefits and Services are provided by AXA Assistance. AXA Assistance is authorised and regulated by the Financial Conduct Authority (FCA).

FCA Register number 439069. AXA Assistance UK Limited (registration 2638890) 106 - 118 Station Road, Redhill Surrey RH1 1PR

Recyclability - we take our environmental responsibilities very seriously - innovation today comes with a deep respect for the environment. Our engines are now much more unobtrusive and their emissions have been considerably reduced. All our vehicles are designed with recycling in mind. All prices in this list are quoted in pounds sterling. Value Added Tax (VAT) has been calculated at 20%. Accessory prices are subject to change, please see your nearest dealership for the most up to date prices. While all reasonable effort has been made to ensure the accuracy of the information provided, due to Nissan's policy of continuous product improvement, all particulars contained are subject to constant revision and Nissan reserves the right to change, alter or modify among other things, specifications, colours and prices of models without notice at any time. Accordingly you should consult your local Nissan Dealer for the exact introduction dates of all models and for the most up-to-date information.

Fleet Customers Special colours and out-of-line-up specifications are available, please check details with fleet managers (regional DFM, CSM or LCV sales managers); Fleet only versions regardless listed in Dealer Master Price List or not, are to be ordered by Dealer Support via regional DFM, CSM or LCV sales managers

VAT and VED VAT application is based on current HMRC guidelines, please check with HMRC for specific guidance for the vehicle you are purchasing. VED is determined by the DVLA, please check with the DVLA for specific guidance for the vehicle you are purchasing.


OUR PROMISE. YOUR EXPERIENCE.



[REQUEST A TEST DRIVE](#)



There's no time limit on how long you will benefit from our promises. If you are a Nissan Customer, we will look after you. **That is our Promise.**



FREE COURTESY CAR

YOU want to stay on the road when your Nissan is in for a service or repair.



FREE VIDEO HEALTH CHECK

YOU want to understand what is going on with your car's service.



SERVICE PRICE MATCH

YOU want the best value for money when it comes to service and repair.



CONTINUOUS ROADSIDE ASSISTANCE

YOU want the peace of mind you get from our quality service to go even further.



HERE FOR YOU

YOU want your problems resolved quickly.



TEST DRIVE YOUR CHOICE

YOU want to test drive the latest Nissan model, engine and gearbox you're interested in buying.

NISSAN PROMISE to keep you mobile free of charge whether you need a courtesy car, or just a lift

NISSAN PROMISE a free vehicle health check and we can even show you any work that might need doing with your own vehicle assessment video.

NISSAN PROMISE simple Fixed Price Servicing, and will price match like-for-like competitor written quotes within 10 miles of your local dealer.

NISSAN PROMISE to provide you with Roadside Assistance for free every time you service your car with us.

NISSAN PROMISE to propose a resolution to any problem within two working days.

NISSAN PROMISE that's what you'll get when you pre-book your test drive either online or through our customer service centre.

Just call 0330 123 1231.

Please visit nissan.co.uk/promise. Terms and conditions apply.



Nissan. Innovation that excites.

NISSAN MOTOR (GB) LIMITED

The Rivers Office Park
Denham Way
Maple Cross
Rickmansworth
Hertfordshire
WD3 9YS

Visit our website at: www.nissan.co.uk

Part Number: 99999 54267

Prices effective from 31th December 2016 unless otherwise stated

Dealer stamp:

REQUEST A TEST DRIVE