

FORD

'93

# CLUB WAGON



## 1993 CLUB WAGON

Club Wagon is the most advanced of the full-size passenger vans. It is also, as you might well expect, the best seller in its class.

Today's Club Wagon is built to standards of quality that are the highest we have ever established for a full-size Ford van. And it's equipped with more safety features.

**Ford Trucks.  
The Best Never Rest.™**

Our commitment to quality can be seen, for example, in features that enhance fit and finish: the absence of exposed exterior lap and coach joints; the elimination of many exposed screw fasteners and visible sheet metal on the inside. And what's more, you have double-wall bodyside sheet metal construction for added durability and value.

Even more important is our commitment to safety. We've given Club Wagon a long list of safety features that includes a driver air bag designed to supplement your safety belt (included in the Regular Wagon model).

Ford Club Wagon for 1993. It's the largest passenger vehicle we offer in our complete line of advanced-design products serving America's transportation needs. And it's years ahead of anything else in its class.

*The Club Wagon Chateau with its unique two-tone treatment in Silver Clearcoat Metallic over Crystal Blue Clearcoat Metallic. Some equipment shown is optional.*



## COMFORT AND SAFETY

When we set out to design and engineer today's full-size Ford Club Wagon, our goal was not just to meet your expectations, but to surpass them.

We want your ride in a Club Wagon to be exceptionally comfortable. But above all, we want you to ride safely. Which is why we've carefully designed the Club Wagon with your safety in mind.

### SAFETY FEATURES INCLUDING A DRIVER-SIDE AIR BAG

The Ford Club Wagon is the only full-size passenger van that comes equipped with a

**Ford Club Wagon delivers excellent riding comfort. And provides you peace of mind with its impressive list of safety features.**

driver-side air bag designed to supplement your safety belt (Regular Wagon only; not available in the HD Regular Wagon or Super Wagon).

Important as the driver air bag is, be sure always to remember that it's designed only to supplement, not replace, your safety belt.

Other notable safety features are rear seat outboard lap/shoulder restraints, an energy-absorbing front end design, an energy-absorbing steering column/steering wheel, and a high-mount rear stop lamp.

What's more, you have the controlled braking capability of a computer-governed rear anti-lock brake system.


And visibility — you can readily see how much attention we have given it in Club Wagon's design. The hood line is low. And the windows are large all around.

### THE CLUB WAGON CHATEAU: THE ULTIMATE IN FULL-SIZE VAN COMFORT

In every measure of comfort, the Chateau is Club Wagon at its best.

Quad captain's chairs and the rear seat/bed are standard. So are high-capacity air conditioning (with rear controls plus overhead vents for better air distribution); power driver's seat, windows, door locks and outside mirrors; Privacy™ glass; speed control; tilt steering wheel; a stereo/cassette sound system (with rear controls and headphones); an anti-theft system; and unique lower two-tone paint, to mention only a few.

The Chateau. So luxurious, it's about as close as a van can come to being a van conversion without actually being converted.



*Above: The top-of-the-line Chateau interior with quad captain's chairs in Crystal Blue. The combination rear seat/bed is also included. Some equipment shown is optional.*

*Left: A standard driver air bag to supplement your safety belt (Regular Wagon model only) and rear outboard lap/shoulder restraints are among Club Wagon's many safety features.*

*Right: The combination rear seat/bed is the kind of feature you would find in a luxurious van conversion. It's available in Regular and HD Regular Wagon models; standard in the Chateau, optional in XLT.*

*Far right: The optional engine cover console (standard in Chateau) includes a snack tray and coin holder, cup holders, and concealed storage compartments.*



## DESIGN LEADERSHIP

Even before we introduced the completely redesigned full-size Club Wagon passenger van last year, we were already a generation ahead of the competition.

So why would we invest so much into building an even better Club Wagon? The

**Ford Club Wagon is so advanced, it sets higher design standards, inside and out, for all other full-size passenger vans to follow.** answer is simple. When you're committed to continuous improvement, you're never satisfied with

yesterday's success. The Best Never Rest.

In a Club Wagon you have the benefits of an advanced air flow management design.

The visual appeal of Club Wagon's design is quite evident. But just as impressive is the way it improves resistance to air drag and creates a quieter riding environment.

Aero headlamps (XLT and Chateau). A low hood line. Wraparound bumpers. Flush windshield and door glass. The absence of exposed coach and door lap joints. Design elements such as these come together in a shape that sets Club Wagon clearly apart from other vans in its class.


You also have Ford's exclusive "out-front" design: The forward location of the wheel and engine housings provides easy front door entry and exit, comfortable leg room, plus convenient access for the driver to the rear passenger and cargo compartments.



The standard side doors have a versatile 60/40 design, with the wider door up front. If you prefer instead a sliding side door, it's available at no extra cost. All doors, front and rear, have a latching system that helps make it easy to open and close them.

The "quick-release" rear bench seats are easy to remove for more cargo space. And the spare tire located under the load floor provides extra space for cargo.

You might expect a full-size van to provide excellent comfort and versatility, but not to satisfy your driving needs as well as Club Wagon does. With ergonomic instruments and controls. And a driver air bag (Regular Wagon only) to supplement your safety belt.



*"Car-like" is an apt description for the Club Wagon's ergonomic instrumentation. The controls, some right at your fingertips on the steering column, are easy to operate. The legible instruments are positioned to be read easily. Back-lit dials and lighted pointers enhance night visibility.*



*Above: Club Wagon XLT in Currant Red. Exterior features include chrome bumpers, grille insert and surround trim, plus wheel covers (Regular Wagon) or sport wheel covers (HD Regular and Super Wagons).*

*At right: Club Wagon XLT interior in Dark Charcoal. Interior features include air conditioning (Regular Wagons), full-length color-keyed carpeting, reading light, under-hood light and illuminated entry system, power windows and door locks, electronic AM/FM stereo, and front captain's chairs.*

*Some equipment shown on these pages is optional.*



## ENGINEERING

*Built Ford Tough!* It's a long Ford tradition today's Club Wagon proudly carries on into the 1990s. A tradition of building trucks engineered for ruggedness and durability, responsive performance and riding comfort.

### A WIDE RANGE OF POWERFUL GAS AND DIESEL ENGINES

Club Wagon offers a line of four gasoline-powered engines: the standard 4.9-liter I-6 and the 5.0-, 5.8- and 7.5-liter V-8s.

All are equipped with "multi-port" electronic fuel injection (EFI) governed by the EEC-IV

**'93 Club Wagon is built in the Ford tradition of full-size passenger vans engineered to be rugged, smooth, and powerful.**

computer. This EFI system provides precise fuel metering, excellent startability and throttle response.

Properly equipped, an HD Regular Wagon or Super Wagon powered by the 7.5-liter V-8 can tow a trailer up to 10,000 pounds.

In addition to the gas engines, Club Wagon offers you the high-torque muscle of the 7.3-liter Diesel V-8 option, available in the HD Regular Wagon and Super Wagon.

### TWIN-I-BEAM INDEPENDENT FRONT SUSPENSION SYSTEM

This Ford-exclusive front suspension features an axle/coil spring assembly at each wheel, which provides independent wheel action for ride smoothness and control. And Club Wagon is equipped with nitrogen

gas-pressurized shock absorbers front and rear, another important ride quality feature.

### THE CONTROLLED PERFORMANCE OF A REAR ANTI-LOCK BRAKE SYSTEM

A rear anti-lock brake system comes standard on every Ford Club Wagon.

This computer-controlled system is designed to inhibit braking-induced rear wheel lockup and help you come to straight stops under most operating conditions.


*Gas engines feature computer-controlled, "multi-port" electronic fuel injection for precise fuel metering, excellent startability and throttle response.*

### TWO TRAILER TOWING PACKAGES\* TO MATCH SPECIFIC TOWING NEEDS

With its range of powerful engines and strong body-on-frame construction, the Club Wagon is a popular choice for trailer towing. You can properly equip your vehicle with one of two trailer towing packages.

*Class I Trailer Towing Package\** includes super engine cooling, trailer wiring harness, front stabilizer bar and heavy-duty shocks.

*The electronic 4-speed automatic OD transmission (available with most engines) is designed to deliver improved shift timing, economy and performance over vacuum-controlled systems.*



*The Twin-I-Beam independent front suspension features an axle/coil spring assembly at each wheel for ride smoothness. Caster and camber are adjustable.*

*Nitrogen gas-pressurized shock absorbers are designed to help maintain consistent hydraulic fluid pressure for a smooth and controlled ride, even over rough surfaces.*

### Class II/III/IV Trailer Towing Package\*

includes, in addition to the features in the Class I Trailer Towing Package, electric brake controller tap-in capability, Pollak-type trailer plugs and bumper bracket, relay system for backup/ B+/running lights, and a heavy-duty alternator.

*\*Availability and content of trailer towing packages vary by model and powertrain. For the latest information, see your Ford Dealer.*

*The Regular Club Wagon is equipped with a standard driver air bag to supplement the safety belt (not available in HD Regular Wagon or Super Wagon).*



*The power-assisted steering system is engineered to deliver a positive on-center feel and excellent overall handling responsiveness.*

### ENGINE AVAILABILITY AND MAXIMUM TRAILER WEIGHTS

	Axle Ratio	GCWR Max.	Regular Wagon	HD Regular Wagon	Super Wagon
4.9L EFI I-6	3.08	9,000	3,800	—	—
	3.55	10,000	4,800	—	—
	3.73	10,500	—	4,800	4,500
5.0L EFI V-8	3.55	11,500	6,300	—	—
5.8L EFI V-8	3.54	11,500	—	5,500	5,200
	3.55	12,000	6,600	—	—
	4.09	13,000	—	7,000	6,700
7.3L V-8 Diesel	3.54	12,000	—	5,600	5,300
	4.09	14,000	—	7,600	7,300
7.5L EFI V-8	3.54	15,000	—	8,900	8,600
	4.09	18,500	—	10,000	10,000

NOTE: Engine/axle ratio combinations shown may not be available in all areas. Your Ford Dealer can supply availability information. All maximum trailer weights shown must be reduced by passenger and cargo weight in the towing vehicle. Combined weight of the towing vehicle (including hitch, passengers and cargo) and the loaded trailer must not exceed the Gross Combination Weight Rating (GCWR). Load-carrying hitch (rear bumper clamp-type or frame-mounted) for towing up to 2,000 lbs.; load-equalizing hitch (frame-mounted) for towing over 2,000 lbs. Required equipment (on Custom Regular Club Wagon only): air conditioning or trailer towing package for towing 2,000 to 3,500 lbs.; air conditioning with handling package or trailer towing package for towing over 3,500 lbs.

*Rugged body-on-frame construction is an exclusive Club Wagon feature. Ladder-type frame permits direct attachment of a weight-distributing trailer towing hitch.*

*There's excellent handling and directional stability for trailer towing. Plus the choice of one of two optional trailer towing packages to meet specific needs.*

*The Built Ford Tough! engineering tradition carries on in today's Club Wagon, with solid features such as double-wall body-side sheet metal construction.*

*The rear anti-lock brake system is designed to inhibit braking-induced rear wheel lockup and help you come to a straight stop under most operating conditions.*

## SELECTIONS

You will find a great deal to choose from in our complete line of full-size Club Wagon passenger vans.

There are three models (Regular Wagon, HD Regular Wagon, and Super Wagon),

**When it comes to meeting your needs for spaciousness, versatility and comfort, Ford Club Wagon may well be your ideal vehicle.**

And there are three trim levels (Custom, XLT, and the top-of-the line Club Wagon Chateau).

### THREE SPACIOUS, VERSATILE MODELS

Start with the Regular Club Wagon model. It comes with 8-passenger seating and offers the option of a 7-passenger arrangement with the rear combination seat/bed. You have more room for people, more

space for cargo, and more towing muscle (with an optional V-8) than you'd have in the largest station wagon built today.

Move up to the higher-capacity HD Regular Wagon which provides seating for twelve (or seven optional). Also, you have the option of the 7.5-liter multi-port EFI gas V-8 or the 7.3-liter Diesel V-8.

The Super Wagon has 20 more inches of inside length and seating for fifteen

(or twelve optional). An excellent choice for van pooling or shuttle bus service.

### VARIETY OF SEATING ARRANGEMENTS

Reclining high-back front bucket seats, front captain's chairs, wide and comfortable 3- and 4-passenger rear bench seats, and the versatile rear combination seat/bed come in a variety of 7-, 8-, 12- and 15-passenger arrangements (illustrated below) to meet your exact needs.

### COLORS AND TRIMS

Exterior Paint Colors	Interior Trim Colors		
	Crystal Blue	Dark Charcoal	Mocha
Colonial White*	■	■	■
Bright White	■	■	■
Raven Black	■*	■	■
Currant Red	■	■	■*
Light Blue*	■	■	
Medium Platinum Clearcoat*	■	■	
Electric Red Clearcoat Metallic		■	■
Twilight Blue Clearcoat Metallic	■	■	
Crystal Blue Clearcoat Metallic*	■	■	
Mocha Frost Clearcoat Metallic*			■
Medium Mocha Clearcoat Metallic			■
Silver Clearcoat Metallic	■	■	

\* Not available for Chateau trim model. Chateau comes with standard lower accent two-tone paint treatment.

#### REGULAR WAGON SEATING

Eight Passengers



Bucket seats; two 3-passenger bench seats (std. in Custom)

Eight Passengers



Captain's chairs; two 3-passenger bench seats (std. in XLT)

Seven Passengers



Quad captain's chairs; combination seat/bed (std. in Chateau; opt. in XLT)

#### HD REGULAR WAGON SEATING

Twelve Passengers



Bucket seats; two 3-passenger bench seats; 4-passenger bench seat (std. in Custom)

Twelve Passengers



Captain's chairs; two 3-passenger bench seats; 4-passenger bench seat (std. in XLT)

Seven Passengers



Quad captain's chairs; combination seat/bed (std. in Chateau; opt. in XLT)

#### SUPER WAGON SEATING

Fifteen Passengers



Bucket seats; three 3-passenger bench seats; 4-passenger bench seat (std. in Custom)

Fifteen Passengers



Captain's chairs; three 3-passenger bench seats; 4-passenger bench seat (std. in XLT)

Twelve Passengers



Bucket seats; two 3-passenger bench seats; 4-passenger bench seat (opt. in Custom)

## CONVERSIONS

It's pretty hard to beat the special style and comfort of a van conversion for everyday travel around town, on weekend outings, and especially on long vacations.

**The ultimate van conversion begins with the ultimate in full-size vans. Ford Econoline. The best thing going today in van conversions.**

Conversions come in a variety of styles and designs. And they can be outfitted with unique seating arrangements, customized entertainment systems and other furnishings.

A conversion company can turn a Ford Econoline Van into a virtual home away from home. When you buy a conversion built on the Ford Econoline, you know you have the

best thing going today in full-size van conversions, simply because Econoline is the best in full-size vans.

From its distinctly aerodynamic shape to its ergonomic interior design, Econoline is the most advanced full-size van built today.

And you have Ford's exclusive "out-front" design: The forward location of the wheel and engine housings provides easy front door entry and exit, comfortable leg room, plus convenient access for the driver to the rear passenger compartment.

The Twin-I-Beam independent front suspension and the strength of body-on-frame construction are exclusive Ford Econoline

features as well. And what's more, only in an Econoline Van do you have a driver-side air bag to supplement your safety belt (included in all models except the E-350).

Standard also is a computer-controlled rear anti-lock brake system.

You have a wide selection of engines, too. Available for E-150 van conversions are the 4.9-liter I-6, 5.0-liter V-8 and 5.8-liter V-8, all equipped with computer-controlled multi-port electronic fuel injection.

There are a lot of van conversions on the market to choose from. But to get into the ultimate full-size van conversion, you'll have to see your Ford Dealer for a Ford Econoline.



## EQUIPMENT

You can have your Club Wagon equipped just about any way you want it. Shown here are but a few of many options available with the Club Wagon trim level of your choice.

Along with the standard features on the following page you'll find Preferred Equipment Packages. These packages not only make ordering easy, but they can provide a significant savings on the options included, compared with the prices of the same features if they were purchased separately.

Be sure also to remember the name Econoline for the best in full-size van conversions. There's the Econoline RV Cutaway Chassis, too, for Class C Motorhomes. The possibilities are seemingly endless.

**(A) Aftermarket transport devices for the handicapped are available from manufacturers other than Ford Motor Company.**

**(B) Rear auxiliary radio controls and two headphone sets come with the optional electronic stereo/cassette player system in most models.**

**(C) The high-capacity air conditioning system is 50% improved in rear compartment circulation over the system in the 1991 Club Wagon. Includes rear controls.**

**(D) Among the power-assist features available are power windows and door locks and power sail-mount remote mirrors. The controls are positioned for easy operation on the door panel armrest.**

**(E) Wheel trim, from left to right: Forged aluminum wheels (std. on Chateau Regular Wagon, opt. on XLT) Wheel covers (std. on XLT Regular Wagon, opt. on Custom) Sport wheel covers (std. on XLT and Chateau HD Regular Wagons, opt. on Custom; std. on XLT Super Wagon; opt. on Custom)**



(A)



(B)



(C)



(E)

## REGULAR WAGON PREFERRED EQUIPMENT PACKAGES AND OPTIONS

P = Package feature S = Standard O = Optional  
Note: Preferred Equipment Package content is subject to change.

	Custom 700A	XLT 705A	Chateau 706A	RV Van 743A
<b>Seating Capacities/Arrangements</b>				
Eight: two front bucket seats; two 3-passenger bench seats (all-vinyl)	S	—	—	—
Eight: dual front captain's chairs; two 3-passenger bench seats	—	S	—	—
Seven: quad captain's chairs; 3-passenger combination seat/bed	—	O	S	—
Dual captain's chairs (without trim)	—	—	—	S
<b>Appearance/Comfort/Convenience</b>				
Air conditioning (front only)	O	S	—	S
High-capacity air conditioning (front and rear)	O	O	S	O
Auxiliary heater	O	S	S	—
Auxiliary heater connector and auxiliary heater/air conditioning packages	—	—	—	O
Deluxe insulation package (1)	O	S	S	S
Deluxe interior upgrade package (2)	O	—	—	—
Power door locks/windows	O	S	S	S
Power driver's seat	—	O	S	O
Engine cover console	O	P	S	O
Privacy™ glass	O	P	S	O
Speed control and tilt steering wheel	O	P	S	S
Anti-theft system	—	O	S	O
Windows all-around	S	S	S	O
Sliding side cargo door	O	O	O	O
Swing-out side/rear cargo door glass (fixed glass is standard on RV Van)	S	S	S	O
Light and convenience group (3)	O	S	S	S
Bright swing-out recreational mirrors	O	O	O	O
Power sail-mount mirrors	—	P	S	O
Black painted bumpers	O	—	—	—
White painted bumpers	O	—	—	—
Deluxe two-tone paint	O	O	—	O
Wheel covers	O	S	—	S
Aluminum wheels	—	O	S	O
White sidewall tires	O	O	O	O
<b>Stereo Systems</b>				
Electronic AM/FM stereo with digital clock, four speakers (4)	O	S	—	—
Electronic AM/FM stereo with cassette player, digital clock, rear controls/headphones, four speakers (5)	O	P	S	S
Radio prep package (provides preparation for stereo systems)	—	—	—	O
<b>Powerteams and Equipment</b>				
4.9L EFI I-6 with electronic 4-speed automatic OD transmission	S	S	S	O
4.9L EFI I-6 with 3-speed automatic transmission	—	—	—	S
5.0L EFI V-8 with 4-speed automatic OD transmission	O	O	O	O
5.8L EFI V-8 with electronic 4-speed automatic OD transmission	O	O	O	O
35-gallon fuel tank	O	O	O	O
Heavy-duty/auxiliary battery	O	O	O	O
Heavy-duty alternator	O	O	S	S
Heavy-duty service package (6)	—	—	—	O
Engine block heater	O	O	O	O
<b>Handling and Towing</b>				
Handling package (7)	O	S	S	S
Payload package #3 (see your dealer for contents)	—	—	—	P
Trailer towing package (Class I) (8)	O	S	S	S
Trailer towing package (Class I/II/III) (8)	O	O	O	O

- (1) Dash absorber, external cowl top and hood insulators, and insulated instrument panel.  
 (2) XLT full-length carpeting, side/rear cargo door trim panels, and cloth bucket seats.  
 (3) Illuminated entry system, underhood light, headlamps-on audible alert, and warning chime.  
 (4) Six speakers in XLT.  
 (5) Six speakers and headphones in XLT and Chateau. Rear controls also included. Headphones are not included with RV Van.  
 (6) Super engine cooling, dual electric horns, heavy-duty alternator, plus front stabilizer bar and heavy-duty shock absorbers.  
 (7) Front stabilizer bar and heavy-duty shock absorbers.  
 (8) See pages 8-9 for package contents.

## MAJOR STANDARD FEATURES

### Exterior

Halogen sealed-beam headlamps (Custom);  
aero-design (XLT, Chateau, RV)  
High-mount stop lamp  
Bumpers: Medium Titanium (Custom);  
chrome (XLT, Chateau, RV)  
Grille: Medium Titanium insert and surround molding  
(Custom); chrome with bright upper accent molding  
(XLT, Chateau, RV)  
Black sail-mount mirrors (Custom, XLT, RV);  
power sail-mount mirrors (Chateau)  
Tinted swing-out side/rear door glass  
(Privacy™ glass on Chateau)  
Hub caps (Custom); wheel covers (XLT Regular  
Wagon, RV); forged aluminum wheels (Chateau  
Regular Wagon); sport wheel covers (XLT and  
Chateau HD Regular Wagons, XLT Super Wagon)  
Two-tone paint—lower rocker (Chateau) —  
may be deleted

### Interior

Regular Wagon driver air bag to supplement  
the safety belts (not available in HD Regular  
Wagon or Super Wagon)  
Full-length color-keyed carpeting (XLT, Chateau) and  
full-length cloth acoustical headliner (all models)  
Front passenger under-seat storage bin (XLT,  
Chateau), plus cup holders and storage bins in  
left side rear quarter trim panels  
Engine cover with map pocket (Custom, XLT);  
full engine cover console (Chateau)  
Lighting: front dome light (Custom); reading light,  
underhood light, illuminated entry system (XLT,  
Chateau); rear cargo light (all models)  
Electronic AM radio with digital clock and two  
speakers (Custom); 6-speaker stereo systems  
(XLT, Chateau, RV) — see chart at left  
60/40 hinged side cargo doors  
Interval windshield wipers  
Leather-wrapped steering wheel (Chateau)

### Functional

Multi-port electronic fuel injection with EEC-IV engine  
control computer  
Electronic 4-speed automatic OD transmission (Regular  
Wagon); 3-speed automatic (HD Regular and Super  
Wagons and RV)  
Twin-I-Beam independent front suspension;  
rear leaf-springs  
Power steering  
Power brakes with rear anti-lock system  
P235/75R15 XL BSW all-season tires (Regular  
Wagon). For additional usage, see your Ford Dealer.  
Frame-mounted spare tire under the cargo floor for  
increased cargo space

## PRODUCT CHANGES

Following publication of the catalog, certain changes  
in standard equipment, options, prices and the like, or  
product delays, may have occurred which would not be  
included in these pages. Your Ford Dealer is your best  
source for up-to-date information.  
Ford Division reserves the right to change product  
specifications at any time without incurring obligations.

## BUMPER-TO-BUMPER COVERAGE


The 36-month/36,000-mile bumper-to-bumper coverage of Ford's new vehicle limited warranty covers the complete vehicle (except tires, battery, service adjustments and other items covered under separate provisions) against defects in factory-supplied materials or workmanship. For complete information, see your Ford Dealer.



Optional Ford Extended Service Plans can cover major components on new Ford cars and light trucks for longer than the vehicle's basic warranty. Your dealer has full details.

## SPECIFY GENUINE FORD COLLISION REPAIR PARTS

Genuine Ford sheet metal and plastic replacement collision parts, such as hood, doors, fenders and bumper components, are the right choice — and for all the right reasons. Genuine Ford parts are equal to original parts in fit, finish, structural integrity and corrosion protection. Ford parts are the same as those used on new vehicles which are certified to meet all Federal Motor Vehicle Safety Standards. And all Ford sheet metal parts are covered by the exclusive Ford Lifelong Sheet Metal Guarantee. Ask your dealer to see a copy of this limited warranty. Don't settle for imitations. Ask your insurer to authorize genuine Ford collision parts.



Ford Credit offers advantageous financing and leasing arrangements for qualified customers, plus the convenience of making them right where you buy or lease your truck — at your Ford Dealer.

## OPTIONS AVAILABILITY

Options shown or described in this catalog are available at extra cost and may be offered only in combination with other options or subject to additional ordering requirements or limitations.

