

FORD

'93

F-SERIES



F-SERIES

The best selling vehicle in America is not a car. It's a truck — the Ford F-Series.*

This may surprise you. But when you think about it, it's perfectly logical. After all, the F-Series has not only been the best-selling pickup for fifteen years running* — it also has the highest owner loyalty among trucks in its class.†

**Ford Trucks.
The Best Never Rest.™**

And when you consider the way in which Ford pickups have evolved — with fuel injected engines, rear ABS brakes, gas shocks, the E4OD transmission plus more comfortable interiors and a wide range of comfort and convenience amenities — it's no wonder that more and

more Americans are using their trucks in the same ways that they use their cars. A lot of the old distinctions are gone.

There's a 1993 F-Series for everyone. Choose from the F-150/250/250HD/350 or F-Super Duty‡. XL or XLT trim levels. Regular Cab, SuperCab or Crew Cab. Two-wheel or four-wheel drive. Electronically fuel-injected gasoline engines. Or the largest V-8 diesel in a full-size pickup. Standard rear anti-lock brakes. Three-point outboard rear bench seat safety restraints. Styleside or Flareside configurations. Plus a vibrant list of luminescent colors, including clearcoat metallics.

New for 1993 — the optional electronic speed

control is designed to provide a smoother, faster response, including a tap up/tap down feature at 1 m.p.h. increments.



Also new for '93, the F-Series Preferred Care Program provides owners with special after-sale service benefits designed to enhance customer satisfaction. See the back cover of this brochure and your Ford dealer for details.

Ford Trucks. The Best Never Rest.

*Based on model year manufacturer's reported retail deliveries through June, 1992. †Based on the 1991 New Vehicle Buyer Survey. ‡The F-Super Duty is covered in the 1993 Ford Commercial Pickups and Chassis brochure. Ask your Ford dealer for a copy.

F-150 XLT SuperCab shown below in Silver Clearcoat Metallic over Platinum. Some equipment shown may be optional.



F-SERIES

There's an old saying: the more things change, the more they stay the same.

Trucks have changed. You insisted on it. If today's pickup is more stylish than it used to be, it's because you're using trucks in new ways. They're not just for work anymore.

Our interiors are unusually comfortable. The instrumentation, convenient, user-friendly. Options like the improved electronic speed control and Captain's Chairs with power lumbar support add to your driving pleasure.

One thing has stayed the same. The 1993 Ford F-Series is still truck-tough. Known for its ability to perform. To get the job done.

It's something we insist on.

F-150 XLT in Bright Red over Dark Gray Metallic. Some equipment shown may be optional.



F-SERIES INTERIOR

With the Ford F-Series the road to the great outdoors begins with a seat in the great indoors.

The Regular Cab XLT flight bench seat and the optional SuperCab cloth Captain's Chairs include power lumbar support, for an unexpected degree of riding comfort.

Captain's Chairs also include a center console with built-in beverage, coin, cassette and map

holders, plus room to store other personal items. Three-point outboard safety restraints remain standard with rear

bench seats for '93.


Taking your seat in an F-Series is a great feeling. Now look around.

The interior has an intelligence about it. If it's easy on the eye, it's even easier to use.


The contemporary instrument panel is laid out logically, and includes standard oil pressure and temperature gauges, plus a voltmeter and optional tachometer — clustered for easy reading at a glance. Rotary air conditioning and heater controls are conveniently located and ergonomically designed for easy operating.



The removable mini-console is included as part of the Light/Convenience Group on Regular Cab models, along with an underhood light, front door map pockets and more.



The E40D driver-activated overdrive cancel switch is conveniently mounted on the shift lever. This switch is designed to prevent upshift to the overdrive gear — a particularly useful feature in hilly terrain to obtain third gear engine braking on downgrades.



Optional power window controls and door locks are conveniently mounted close to the driver on the door panel.

A Power Point electrical accessory outlet positioned on the instrument panel lets you plug in things like electric shavers and coffee pots when it's time to take a break.


The 1993 F-Series interior feels great. And looks even better. But wait until you hear this.

The optional electronic AM/FM stereo cassette player — with digital clock, Dolby™ noise reduction plus front and rear fader controls — features preset memory for six AM and twelve FM stations, seek up/seek down tuning, and four efficient speakers — all for a great sound.

The F-Series interior has a remarkable contemporary look and feel. The XLT is shown here in Dark Charcoal. SuperCab is shown at left. For '93, we've kept the things that have proven popular over the years: pivoting vent windows; full instrumentation, including oil pressure and temperature gauges, voltmeter, and optional tachometer.



Controls to operate the optional power windows, power door locks and mirrors are conveniently located on the door-trim panel.



The Power Point Accessory outlet is a good example of the driver-friendly design of the 1993 F-Series. It allows you to plug in items like electric shavers and coffee pots during break time.

Some equipment shown on these pages may be optional.



CAB STYLES

The F-150, F-250 and F-350 are offered in Regular and SuperCab. The F-350 Series also offers a six-passenger Crew Cab, covered here and also in the 1993 Ford Commercial Pickups and Chassis brochure.

SuperCab, with its flush quarter-window glass plus standard rear jump seats or optional rear

bench, is growing in popularity. With 30 cubic feet of storage area behind the front seat, there's ample room for luggage or golf clubs.

In addition, the extra space allows for effective placement of SuperCab's four stereo speakers (optional on XL) helping the sound system of your choice to perform as designed.

SuperCab is available in a variety of brilliant clearcoat metallic and non-clearcoat colors.

For extra corrosion resistance, all F-Series frames receive a special wax coating.

Whether it's Regular Cab or SuperCab, a trout stream or the Club on Saturday night, you're never out of place with the Ford F-Series.

F-150 XLT SuperCab in Twilight Blue Clearcoat Metallic. Some equipment shown on these pages may be optional.



F-150 XLT Regular Cab in Bright Regatta Blue Metallic over Deep Shadow Blue Metallic with chrome-styled steel wheels.



The F-350 XLT (dual rear wheel) Crew Cab is available with either gasoline or 7.3L diesel power.



F-SERIES 4x4

The F-Series offers 4-wheel drive (4x4) on F-150/250HD/350 Regular Cab, F-150/250HD SuperCab and F-350 Crew Cab.

Automatic locking hubs are standard. Electric 4x4 Touch Drive and manual locking hubs are optional.

Electric Touch Drive is a Ford exclusive. The F-150 4x4 is the only full-size pickup on the market offering it.

Locking the automatic hubs is simple. Merely

stop the vehicle and shift into 4-wheel drive high.

The hubs are automatically locked as soon as the truck is driven.

An easy quarter turn of each front hub selector knob is all that's required to lock the hubs into 4-wheel drive on the manual system.

Once the hubs are engaged, all three systems allow you to shift "on the fly" from 2-wheel drive to 4-wheel drive high and back again at normal road speeds.

F-150 4x4s include a standard 2-speed transfer case; a 4.9 L EFI I-6 engine with a 5-speed manual overdrive transmission; an optional 5.0L EFI V-8; an optional 5.8L EFI V-8 engine; standard Twin-Traction Beam front suspension; power steering; power brakes with rear anti-lock feature plus five P235/75Rx15XL radial tires, 3,800-pound axles. Plus optional skid plates to help protect the transfer case and fuel tanks, if so equipped.



Year after year Ford subjects race-prepared vehicles to conditions more punishing than the average driver would ever experience. Many of the ideas bred and developed on race-tracks and off-road courses — electronic engine controls and braking systems, for example — find their way into the F-Series pickups sold in Ford dealer showrooms.

Note: the specially modified racing vehicle shown is operated by professional drivers in sanctioned competition.



"Tread Lightly" is an educational program designed to increase public awareness of land-use regulations and responsibilities in our nation's wilderness areas. Ford joins the U.S. Forest Service and Bureau of Land Management in encouraging you to help preserve our national forests and other public and private lands by "treading lightly."

F-150 XLT Regular Cab 4x4 in Bright Red over Dark Grey Metallic. Some equipment shown may be optional.

FLARESIDE



Introduced as a new model in 1992, Flareside, perhaps more than any other F-Series offering, demonstrates the ways in which the Ford F-Series continues to evolve.

The short-wheelbase Flareside, with unique door steps plus pickup box with fenders and side steps has unmistakable appeal.

Flareside is something you well might own — just for the fun of it.

Choose the new XL trim. Or the sporty XLT. SuperCab or Regular Cab. 4x2 or 4x4. Pick from three electronically fuel injected engines. Automatic transmission. Or stick.

Paint your fun with one of Flareside's exclusive Clearcoat Metallics: Iris or Electric Red. Plus an assortment of vibrant Clearcoat or non-Clearcoat paints.

The XLT, pictured to the left, includes chrome styled steel wheels and is powered by the standard 4.9L EFI I-6 engine matched to a 5-speed manual overdrive transmission.

Every Flareside includes standard power steering. Power brakes with rear anti-lock feature. Five P235/75Rx15XL All-season radials. A Power Point electrical accessory outlet. Full instrumentation, including a voltmeter plus oil pressure and temperature gauges.



Flareside Regular Cab 4x4 at left in Bimini Blue Clearcoat Metallic. Below, Flareside SuperCab in Silver Clearcoat Metallic over Medium Platinum Clearcoat. Above, Flareside Regular Cab in Electric Red Clearcoat Metallic over Silver Clearcoat Metallic. Some equipment shown may be optional.



F-SERIES 4x2 SPECIFICATIONS

GVWR (max. lbs.)	F-150	6,250: Regular Cab; 6,250: SuperCab
	F-250	6,600: Regular Cab
	F-250 HD	8,600: Regular Cab; 8,800: SuperCab
	F-350	10,000: Regular Cab DRW; 10,000: SuperCab DRW 9,200: Crew Cab SRW; 10,000: Crew Cab DRW
Front axle (max. lbs.)	F-150	3,400: Regular Cab; 3,400: SuperCab
	F-250	3,900: Regular Cab
	F-250 HD	4,200: Regular Cab; 4,200: SuperCab
	F-350	4,200: Regular Cab DRW; 4,200: SuperCab DRW 4,200: Crew Cab SRW; 4,200: Crew Cab DRW
Rear axle (max. lbs.)	F-150	3,800: Regular Cab; 3,800: SuperCab
	F-250	5,300: Regular Cab
	F-250 HD	6,250: Regular Cab; 6,250: SuperCab
	F-350	7,400: Regular Cab DRW; 7,400: SuperCab DRW 6,250: Crew Cab SRW; 7,400: Crew Cab DRW
Springs, front		Coil
rear		2-stage leaf, variable rate (plus auxiliary springs on F-350)
Opt. HD front and auxiliary rear springs for many models. See your Ford Dealer.		
Shock absorbers		Gas-pressurized (HD std. on F-250 HD and F-350; opt. on F-150/250)
Battery		Std. 72 amp-hr. Opt. 84 amp-hr.; Dual 84 amp-hr. std. with 7.3L Diesel
Alternator		60 amps with 4.9L engine less a/c 75 amps with 4.9L engine with a/c; and 7.5L engine 95 amps with 5.0L and 5.8L engines; 130 amps with 7.3L diesel
Fuel capacity		Std. 34.7 gals.; SWB F-150; 37.2 gals.: LWB F-150/F-250/F-350 Opt. 18.2 gals.: F-150/250/250 HD Regular Cab
Steering		Power
Brakes		Power front disc; power rear drum with anti-lock system
HD = Heavy Duty. SRW = Single Rear Wheels. DRW = Dual Rear Wheels.		

4x2 POWERTEAMS

Engines	Regular Cab				SuperCab			Crew Cab	
	F-150	F-250	F-250 HD	F-350 DRW	F-150	F-250 HD	F-350 DRW	F-350 SRW	F-350 DRW
4.9L EFI I-6	S	S	S	-	S	O	-	-	-
5.0L EFI V-8	O	O	-	-	O	-	-	-	-
5.8L EFI V-8	O	O	O	S	O	S	-	S	S
7.5L EFI V-8	-	-	O	O	-	O	S	O	O
7.3L V-8 Diesel	-	-	O	O	-	O	O	O	O
Transmissions									
5-spd. manual overdrive	S	S	-	-	S	-	-	-	-
5-spd. manual overdrive HD	-	-	S	S	-	S	S	S	S
4-spd. manual	O	O	-	-	O	-	-	-	-
3-spd. auto.	-	-	O	O	-	O	-	O	O
4-spd. auto. overdrive	O	-	-	-	O	-	-	-	-
Electronic 4-spd. auto. overdrive	O	O	O	O	O	O	O	O	O

HD = Heavy Duty. SRW = Single Rear Wheels. DRW = Dual Rear Wheels.

F-SERIES 4x4 SPECIFICATIONS

GVWR (max. lbs.)	F-150	6,250: Regular Cab; 6,250: SuperCab
	F-250 HD	8,600: Regular Cab; 8,800: SuperCab
	F-350	9,000: Regular Cab SRW 9,200: Crew Cab SRW
Front axle (max. lbs.)	F-150	3,800: Regular Cab; 3,800: SuperCab
	F-250 HD	4,600: Regular Cab; 4,600: SuperCab
	F-350	5,000: Regular Cab SRW 5,000: Crew Cab SRW
Rear axle (max. lbs.)	F-150	3,800: Regular Cab; 3,800: SuperCab
	F-250 HD	6,250: Regular Cab; 6,250: SuperCab
	F-350	6,250: Regular Cab SRW 6,250: Crew Cab SRW
Springs, front		Coil: F-150; Constant-rate tapered leaf: F-250 HD/350
rear		2-stage leaf, variable rate (plus auxiliary springs on F-350)
Opt. HD front and auxiliary rear springs for many models. See your Ford dealer.		
Shock absorbers		Gas-pressurized (HD std. on F-250 HD and F-350; opt. on F-150)
Front hubs		Std. auto locking: F-150/F-250HD/F-350 Opt manual locking: F-150/250 HD/350 Opt. auto locking with Touch Drive: F-150
Battery		Std. 72 amp-hr. Opt. 84 amp-hr.; Dual 84 amp-hr. std. with 7.3L Diesel
Alternator		60 amps with 4.9L engine less a/c 75 amps with 4.9L engine with a/c; and 7.5L engine 95 amps with 5.0L and 5.8L engines; 130 amps with 7.3L diesel
Fuel capacity (gals.)		Std. 18.2: SWB F-150 Regular Cab Std. 34.7: SWB F-150 SuperCab; 37.2: LWB F-150/F-250HD-350 Opt. 18.2: LWB F-150/250 HD/350 Regular Cab
Steering		Power
Brakes		Power front disc; power rear drum with anti-lock system
HD = Heavy Duty. SRW = Single Rear Wheels. DRW = Dual Rear Wheels.		

4x4 POWERTEAMS

Engines	Regular Cab			SuperCab		Crew Cab
	F-150	F-250 HD	F-350 SRW	F-150	F-250 HD	F-350 SRW
4.9L EFI I-6	S	-	-	S	-	-
5.0L EFI V-8	O	-	-	O	-	-
5.8L EFI V-8	O	S	S	O	S	S
7.5L EFI V-8	-	O	O	-	O	O
7.3L V-8 Diesel	-	O	O	-	O	O
Transmissions						
5-spd. manual overdrive	S	-	-	S	-	-
5-spd. manual overdrive HD	-	S	S	-	S	S
4-spd. manual	O	-	-	O	-	-
3-spd. auto.	-	O	O	-	O	O
4-spd. auto. overdrive	O	-	-	O	-	-
Electronic 4-spd. auto. overdrive	O	O	O	O	O	O

HD = Heavy Duty. SRW = Single Rear Wheels. DRW = Dual Rear Wheels.

F-SERIES MAXIMUM TRAILER WEIGHTS

			Regular Cab							SuperCab					Crew Cab		
Automatic	Axle Ratio	GCWR Max.	F-350							F-350					F-350		
			F-150 4x2	F-150 4x4	F-250 4x2	F-250 HD4x2	F-250 HD4x4	F-350 4x4	DRW 4x2	F-150 4x2	F-150 4x4	F-250 HD4x2	F-250 HD4x4	DRW 4x2	SRW 4x2	DRW 4x2	F-350 4x4
4.9L EFI I-6	3.08	9,000	4,700	(1)	-	-	-	-	-	4,400	-	-	-	-	-	-	-
	3.55	10,000	5,700	5,500	5,500	-	-	-	-	5,400	-	-	-	-	-	-	-
	4.10	11,000	-	-	-	6,400	-	-	-	-	-	6,100	-	-	-	-	-
5.0L EFI V-8	3.08	9,000	4,700	-	-	-	-	-	-	-	-	-	-	-	-	-	-
	3.55	11,500	7,200	7,000	-	-	-	-	-	6,900	6,700	-	-	-	-	-	-
	4.10	12,500	-	8,000	8,000	-	-	-	-	-	7,700	-	-	-	-	-	-
5.8L EFI V-8	3.08	10,000	5,600	5,400	-	-	-	-	-	5,300	-	-	-	-	-	-	-
	3.55	11,500	-	-	6,900	6,700	6,400	6,300	6,500	-	-	6,400	6,100	-	-	6,100	5,900
	3.55	12,000	7,600	7,400	-	-	-	-	-	7,300	7,100	-	-	-	-	-	-
	4.10	13,000	8,500	-	8,400	8,200	7,900	7,800	7,900	-	-	7,900	7,600	-	-	7,600	7,400
7.3L Diesel	3.55	12,000	-	-	-	6,600	6,300	6,200	-	-	-	6,300	6,000	-	-	6,000	-
	4.10	17,000	-	-	-	10,000	10,000	10,000	10,000	-	-	10,000	10,000	10,000	-	10,000	10,000
7.5L EFI V-8	3.55	15,000	-	-	-	10,000	9,700	9,600	-	-	-	9,700	9,400	-	-	9,400	-
	4.10	18,500	-	-	-	10,000	10,000	10,000	10,000	-	-	10,000	10,000	10,000	-	10,000	10,000
Manual																	
4.9L EFI I-6	2.73	6,250	(1)	-	-	-	-	-	-	-	-	-	-	-	-	-	-
	3.08	6,450	2,200	2,000	-	-	-	-	-	1,900	1,700	-	-	-	-	-	-
	3.55	7,800	3,600	3,300	3,300	-	-	-	-	3,300	3,000	-	-	-	-	-	-
	4.10	10,000	-	-	-	5,300	-	-	-	-	-	-	-	-	-	-	-
5.0L EFI V-8	3.08	6,450	2,200	-	-	-	-	-	-	-	-	-	-	-	-	-	-
	3.55	7,800	3,600	3,300	3,400	-	-	-	-	3,300	3,000	-	-	-	-	-	-
	4.10	10,000	-	5,600	5,500	-	-	-	-	-	5,300	-	-	-	-	-	-
5.8L EFI V-8	3.55	11,500	-	-	-	6,700	6,400	6,300	-	-	-	6,400	6,100	-	-	-	-
	4.10	13,000	-	-	-	8,200	7,900	7,800	7,900	-	-	7,900	7,600	-	-	7,600	7,400
7.3L Diesel	3.55	12,000	-	-	-	6,700	6,300	6,300	-	-	-	6,400	6,100	-	-	6,100	-
	4.10	14,000	-	-	-	8,700	8,300	8,300	8,400	-	-	8,400	8,100	8,100	-	8,100	7,900
7.5L EFI V-8	3.55	12,000	-	-	-	7,000	6,700	6,600	-	-	-	6,700	6,400	-	-	6,400	-
	4.10	16,000	-	-	-	10,000	10,000	10,000	10,000	-	-	10,000	10,000	10,000	-	10,000	10,000

(1) Not available for trailer towing. Note: See your dealer for fifth-wheel ratings.

4x2 PAYLOAD PACKAGE SELECTOR

Regular Cab Styleside	Package	Payload (lbs.)	GVWR (lbs.)	Tires (Min.)
F-150 (6-3/4' pickup box)	#1	1,400	5,250	P215/75R15SL
F-150 (8' pickup box)	#1	1,490	5,450	P215/75R15SL
F-150 (8' pickup box)	#2	2,280	6,250	P235/75R15XL
F-250 (8' pickup box)	#1	2,380	6,600	LT215/85R16D
F-250 HD (8' pickup box)	#1	4,150	8,600	LT235/85R16E
F-350 DRW (8' pickup box)	#1	5,110	10,000	LT215/85R16D
Regular Cab Flareside				
F-150 (6-3/4' pickup box)	#1	1,000	5,000	P235/75R15XL
F-150 (6-3/4' pickup box)	#2	1,450	5,450	P235/75R15XL
SuperCab Styleside				
F-150 (6-3/4' pickup box)	#1	1,880	6,050	P235/75R15XL
F-150 (8' pickup box)	#1	1,970	6,250	P235/75R15XL
F-250 HD (8' pickup box)	#1	4,080	8,800	LT235/85R16E
F-350 DRW (8' pickup box)	#1	4,670	10,000	LT215/85R16D
SuperCab Flareside				
F-150 (6-3/4' pickup box)	#1	1,700	6,050	P235/75R15XL
Crew Cab				
F-350 (8' pickup box)	#1	4,020	9,200	LT235/85R16E
F-350 DRW (8' pickup box)	#1	4,610	10,000	LT215/85R16D

*Maximum allowable weight of people, cargo and body equipment, and is reduced by the weight of optional equipment. Note: Most regular Cab payloads can be increased if the single fuel tank option is ordered. See your dealer for details.

4x4 PAYLOAD PACKAGE SELECTOR

Regular Cab Styleside	Package	Payload (lbs.)	GVWR (lbs.)	Tires (Min.)
F-150 (6-3/4' pickup box)	#1	2,090	6,100	P235/75R15XL
F-150 (8' pickup box)	#1	2,000	6,250	P235/75R15XL
F-250 HD (8' pickup box)	#1	3,770	8,600	LT235/85R16E
F-350 (8' pickup box)	#1	3,990	9,000	LT235/85R16E
Regular Cab Flareside				
F-150 (6-3/4' pickup box)	#1	1,950	6,100	P235/75R15XL
SuperCab Styleside				
F-150 (6-3/4' pickup box)	#1	1,870	6,250	P235/75R15XL
F-150 (8' pickup box)	#1	1,720	6,250	P235/75R15XL
F-250 HD (8' pickup box)	#1	3,630	8,800	LT235/8

SELECT F-150 STYLESIDE PREFERRED EQUIPMENT PACKAGES AND OPTIONS

	Regular Cab			SuperCab		
	XL 500A	XL 503A	XL 507A	XL 520A	XL 523A	XL 527A
Note: Package content is subject to change. X = Included in Package S = Standard O = Optional						
Seating						
Vinyl bench	S					
Cloth and vinyl bench	O			O		
Knitted vinyl bench	O	O	O	S	O	O
Cloth flight bench (including power lumbar support)		S	S			
Cloth bench (includes cloth rear bench)				S	S	
Cloth Captain's Chairs (includes floor console, power lumbar support and cloth rear bench seat)				O	O	O
Vinyl rear bench seat				O	O	O
Vinyl rear jump seat				S	O	O
Appearance/Comfort/Convenience						
Air conditioning	O	X	X	O	X	X
Sliding rear window	O	O	O	O	O	O
Chrome rear step bumper	O	O	O	O	O	O
Argent rear step bumper	O			O		
Power door locks/windows		O	X		O	X
Light and Convenience Group (1)	O	X	X	O	X	X
Speed control and tilt steering wheel	O	O	X	O	O	X
Tachometer	O	O	O	O	O	O
Electronic AM radio with clock	S			S		
Electronic AM/FM stereo radio with digital clock	O	S		O	S	
Electronic AM/FM stereo radio with cassette player and digital clock	O	O	X	O	O	X
Bright electric mirrors		O	O		O	O
Bright low mount swing-away mirrors	O	O	O	O	O	O
Bright swingout recreational mirrors	O	O	O	O	O	O
Argent-styled steel wheels	O	X	O	O	X	O
Chrome-styled steel wheels	O	O	X	O	O	X
Forged aluminum deep dish wheels	O	O	O	O	O	O
Headliner and Insulation Package	O	S	S	S	S	S
Skid plates (4x4)	O	O	O	O	O	O
Roof clearance lights	O	O	O	O	O	O
Deluxe two-tone paint	O	O	O	O	O	O
Lower accent two-tone paint		O	O		O	O
License plate bracket	O	O	O	O	O	O
Powerteams And Equipment						
4.9L EFI I-6 with 5-speed manual overdrive transmission	S	S	S	S	S	S
4.9L EFI I-6 with 4-speed manual transmission	O	O	O	O	O	O
4.9L EFI I-6 with 4-speed electronic automatic overdrive transmission	O	O	O	O	O	O
5.0L EFI V-8 with 5-speed manual overdrive transmission	O	O	O	O	O	O
5.0L EFI V-8 with 4-speed manual transmission	O	O	O	O	O	O
5.0L EFI V-8 with automatic overdrive transmission	O	O	O	O	O	O
5.0L EFI V-8 with electronic 4-speed automatic overdrive transmission	O	O	O	O	O	O
5.8L EFI V-8 with electronic 4-speed automatic overdrive transmission	O	O	O	O	O	O
Manual locking hubs (4x4)	O	O	O	O	O	O
Electronic, Touch Drive (4x4)	O	O	O	O	O	O
Limited slip front (4x4)/ rear axle	O	O	O	O	O	O
Single fuel tank	O	O	O			
Heavy-duty battery	O	O	O	O	O	O
Super engine cooling	O	O	O	O	O	O
Engine block heater	O	O	O	O	O	O
Handling And Towing						
Camper/Trailer Towing Package (Camper n/a with SuperCab) (2)	O	O	O	O	O	O
Heavy-duty Front Suspension Package (4x4) (3)	O	O	O			
Heavy-duty Rear Suspension Package (4)	O	O	O	O	O	O
Handling Package (5)	O	O	O	O	O	O
Payload Package #2	O	O	O			

(1) Includes underhood and dual beam dome/map light, headlights-on audible alert, map pocket in door trim panel, visor vanity mirror and a mini-console (Regular cab). (2) Includes super engine cooling, trailer wiring harness, h/d turn signal flasher, Handling Package and h/d battery. (3) Includes h/d front springs, (3,800-lb. GAWR) h/d shock absorbers, minimum 3.55 rear axle ratio and h/d frame. (4) Includes h/d front and rear shocks, 4,000-lb. nominal capacity auxiliary rear springs. (5) Includes front/rear stabilizer bars, h/d front springs (4x2) with Camper Package only, h/d shock absorbers and quad front plus h/d rear shock absorbers (Regular cab 4x4).

MAJOR STANDARD FEATURES

Exterior

Aero-halogen headlamps with impact-resistant lenses
Tinted glass, all around
Wraparound front parking/turn signal lamps
Bright manual mirrors
Removable tailgate with bright handle
Wraparound taillamps

Interior

Color-keyed door trim panels
Color-keyed cloth headliner (XLT)
Instrumentation: voltmeter, oil pressure and temperature gauges w/indicator lights
Power Point electrical accessory outlet
Vent windows
Leather-wrapped steering wheel (XLT)
Interval wipers

Functional

Twin-I-Beam front axle (4x2)
Twin-Traction Beam front axle (4x4)
Maintenance-free battery (72AH 650 C.C.A.)
Power brakes, rear anti-lock
4.9L EFI I-6 engine
5-speed manual overdrive transmission
Automatic locking front hubs (4x4)
Gas-pressurized shock absorbers
Power steering
Two-speed transfer case (4x4)
Five P215/75R x15 SL BSW All-season tires (Regular Cab 4x2)*
Five P235/75R x 15XL BSW All-season tires (SuperCab 4x2, 4x4)*
Five 6.0J 5-hole wheels
2,500-lb. front springs (4x2 Regular Cab SWB)
2,725-lb. front springs (4x2 SuperCab SWB)
2,525-lb. front springs (4x4 Regular Cab SWB)
3,100-lb. front springs (4x4 SuperCab)
3,190-lb. rear springs (4x2 Regular Cab)
3,800-lb. rear springs (4x2 SuperCab)
3,776-lb. rear springs (4x4 Regular Cab)
3,777-lb. rear springs (4x4 SuperCab)

*See your Ford dealer for a complete list of tires.

PRODUCT CHANGES

Following publication of the catalog, certain changes in standard equipment, options, prices and the like, or product delays, may have occurred which would not be included in these pages. Your Ford dealer is your best source for up-to-date information.

Ford Division reserves the right to change product specifications at any time without incurring obligations.

OPTIONS

Driving a Ford pickup is only half the fun of owning it. The rest is showing it off.

At Ford, we help to make shopping for the right options easy, as well as economical. Start with the sample Preferred Equipment Packages listed at the left. These are groups of popular options which offer savings over the same options if purchased separately. Ask your Ford dealer for a complete list of Packages for other F-Series models and styles. Then ask for a list of accessories like those pictured here. They're only a



sample of the many ways you can dress your new truck to reflect your own personality.

From left to right above: argent-styled steel wheels, deep-dish aluminum wheels and chrome styled steel wheels.
For improved ventilation, the sliding rear window is a popular F-Series option. Accessories like the Keyless Entry System, hood cover and bed liner are available through your Ford dealer.

REGULAR CAB STYLESIDE COLORS AND TRIMS

Exterior Paint Colors	Interior Trim Colors			
	Crystal Blue	Scarlet Red	Dark Charcoal	Medium Mocha
XL, XLT				
Light Mocha		■(1)		■
Medium Mocha Metallic				■
Dark Mocha Metallic				■
Cabernet Red		■	■	
Bright Red		■	■	
Medium Silver Metallic	■	■	■	
Dark Grey Metallic		■		
Bright Regatta Blue Metallic	■		■	
Deep Shadow Blue Metallic	■		■	
Emerald Green Metallic			■	■
Raven Black		■	■	■
Colonial White		■(1)		■
Oxford White	■	■	■	■

(1) Not available with the XLT.

Note: Ask your Ford dealer for available two-tone combinations.

SUPERCAB AND FLARESIDE COLORS AND TRIMS

Exterior Paint Colors	Interior Trim Colors			
	Crystal Blue	Scarlet Red	Dark Charcoal	Medium Mocha (1)
XL, XLT				
Light Mocha (1)		■(3)		■
Medium Mocha Clearcoat Metallic (1)				■
Mocha Frost Clearcoat Metallic (1)				■
Cabernet Red		■	■	
Bright Red		■	■	
Wild Strawberry Clearcoat Metallic (1)		■	■	
Bimini Blue Clearcoat Metallic	■		■(1)	
Twilight Blue Clearcoat Metallic	■		■(1)	
Medium Platinum Clearcoat		■	■	
Silver Clearcoat Metallic	■	■	■	
Raven Black		■	■	■(1)
Colonial White (1)		■(3)		■
Oxford White	■	■	■	■(1)
Electric Red Clearcoat Metallic (2)		■	■	
Iris Clearcoat Metallic (2)			■	

(1) Styleside only. (2) Flareside only. (3) Not available with the XLT.

Note: Ask your Ford dealer for available two-tone combinations.

BUMPER-TO-BUMPER COVERAGE

The 36-month/36,000 mile bumper-to-bumper coverage of Ford's new vehicle limited warranty covers the complete vehicle (except tires, battery, service adjustments and other items covered under separate provisions) against defects in factory-supplied materials or workmanship. For complete information, see your Ford dealer.



Optional Ford Extended Service Plans can cover major components on new Ford cars and light trucks for longer than the vehicle's basic warranty. Your dealer has full details.

SPECIFY GENUINE FORD REPLACEMENT COLLISION PARTS

Genuine Ford sheet metal and plastic replacement collision parts, such as hood, doors, fenders and bumper components, are the right choice — and for all the right reasons. Genuine Ford parts are equal to original parts in fit, finish, structural integrity and corrosion protection. Ford parts are the same as those used on new vehicles which are certified to meet Federal Motor Vehicle Safety Standards. And all Ford sheetmetal parts are covered by the exclusive Ford Lifelong Sheet Metal Guarantee. Ask

your dealer to see a copy of this limited warranty. Don't settle for imitations. Ask your insurer to authorize genuine Ford collision parts.



Ford Credit offers advantageous financing and leasing arrangements for qualified customers, plus the convenience of making them right where you buy or lease your truck — at your Ford Dealer.



F-SERIES PREFERRED CARE PROGRAM

New for 1993 models, Ford F-Series owners become members of the F-Series Preferred Care Program.

The Program provides owners with special after-sale service benefits, including:

- Roadside Assistance for 3 years/36,000 miles from the date of vehicle purchase, providing 24-hour/7 days a week Emergency Road Service; a 24-hour nationwide toll-free 1-800 phone number; plus emergency travel expense reimbursement up to a maximum of \$1,000 per claim.

The emergency service will cover many problems not included in the warranty, such as if your F-Series runs out of gas, the battery needs a charge, or even if you are locked out of your truck. Benefits are provided through the Ford Auto Club.

- A loaner vehicle, or a base rental allowance of up to \$20 per day for up to five days, if a warranty repair at an authorized Ford dealer keeps a member's vehicle overnight.

- A nationwide toll-free 1-800 phone number to a Ford Motor Company Customer Service Representative for general assistance. See your Ford dealer for details.

ACCESSORIES

Some of the items shown on vehicles in this publication are the products of retail organizations and establishments not connected with Ford Motor Company. Availability, price, quality and durability of these items rest solely with those organizations, and Ford assumes no responsibility for their use.

OPTIONS AVAILABILITY

Options shown or described in this catalog are available at extra cost and may be offered only in combination with other options or subject to additional ordering requirements or limitations.

