


FOREMOST
STAR
IN ITS
FIELD!

Meteor 1956



Leader in low-priced elegance!



4 smart series stunningly styled to a new
high in distinctive beauty! Thrilling new
overhead-valve V-8 power!
New "Safeguard" design!

For distinguished style—for lively performance combined with new driving ease and safety features there's never been anything in its field like the thrilling new 1956 Meteor.

Meteor's new star-keyed beauty, new colour combinations, new interior elegance put you ahead with a new sense of pride.



Meteor's new overhead-valve V-8 power puts you ahead with the most modern car performance at no added cost.

Meteor's new chassis advancements, optional power assists and new "Safeguard" features put you ahead with new driving ease and new measures of safety.

From whichever series you choose—the luxurious Rideau—dynamic Niagara—the Meteor series or the increasingly popular, dual purpose Station Wagons you'll find it's a thrilling experience to move up and be miles ahead with Meteor!

THE LAST WORD IN INTERIOR BEAUTY!

There's nothing to equal Meteor's superb Rideau models for rich interior decoration. Ultra-smart vinyl upholstery—glamorous colour combinations—luxury appointments—all are here for complete pride of ownership. All models in Meteor's superb Rideau line offer lounging comfort for six people on foam-rubber cushioned seats.




NEW TWO-TONE CONTROL PANEL

Here's modern beauty with a new degree of practical safety. The "Safeguard" design of Meteor's new control panel puts controls at your fingertips, instruments where they can be read at a glance. All are illuminated at night. You have a panoramic view here through Meteor's full wrap-around windshield.

Be miles ahead with **'56 Meteor**

Greatest V-8 performance in Meteor's history!



New, power-advanced overhead-valve
Meteor V-8 engines by the world's
leader in V-8 experience

202* Hp. V-8 • 200** Hp. V-8
4-barrel carburetor, dual exhausts
On all Rideau and Station Wagon Models

176 Hp.* V-8 • 173** Hp. V-8
2-barrel carburetor
On all Niagara and Meteor Models

You command the most modern power on the road when you move up to a beautiful new 1956 Meteor.

Backed by the experience that has produced more V-8 engines than all other makers combined, these new Meteor overhead-valve V-8's embody the latest of thoroughly proved advancements in low-friction design for greater efficiency that means increased dependability . . . and longer engine life.

For you at the wheel this means new, safer performance . . . better control because extra power for quick passing or hill-climbing is instantaneously on tap whenever you need it. You get away with V-8 swiftness and smoothness that out-dates every previous experience. Cruise with quietness and a reserve of flexible power that assures the proudest, most thrilling driving you've ever known.


*With Merc-O-Matic Drive; 8.4:1 Compression Ratio

**With Overdrive or Standard Transmission; 8.0:1 Compression Ratio




SAFER, SMOOTHER
MERC-O-MATIC DRIVE

There's no finer or more fully automatic transmission than Merc-O-Matic Drive. For normal starts, Merc-O-Matic whisks you away in intermediate gear. For quicker low-gear getaway you merely "floor" the accelerator. You can "kick-down" to low gear at speeds below 18 mph., or to intermediate gear at higher speeds for extra pick-up that means safe, quick passing. **OVERDRIVE** and **STANDARD TRANSMISSION** are also available.



SUPERIOR ANGLE-POISED RIDE WITH
BALL-JOINT FRONT SUSPENSION


Meteor rides with sure-footed stability—treats you to luxurious comfort—handles smoothly and easily on any road, thanks to ball-joint front suspension with Angle-poised front springs.



NEW, RUGGED "SAFEGUARD" CHASSIS!

Frame has five rugged cross members including a unique K-bar for twist resistance. Brakes have large heavy-duty linings—are double-sealed to assure safe stops in all weather. Tailored-to-weight front springs—and variable rate rear suspension—soak up vibration and shocks. There's smooth-starting Hotchkiss drive—longer wearing, quieter, safer tubeless tires for a super-soft ride.

Power assists and new "Safeguard" features for added ease and safety!



**MASTER-GUIDE
POWER STEERING***
Does 75% of the work—yet you keep the natural feel of control at all times.


**SWIFT-SURE
POWER BRAKES***
You use one-third less effort—for faster, smoother stops.


**POWER-LIFT
WINDOWS***
All four windows are push-button controlled by driver or individually adjustable.

**FOUR-WAY
POWER-SEAT***
Moves up—down—forward—back to suit personal comfort at the wheel.

New "Safeguard" Control Panel, available with vinyl cushioning* . . . New "Safeguard" deep-centre Steering Wheel . . . New "Safeguard" Seat Belts* afford extra comfort and assurance . . . New "Safeguard" double-grip Door Latches . . . Eye-Rest Safety Glass* reduces sun-glare.

*Optional at extra cost





A PRODUCT OF FORD OF CANADA

1956 METEOR SPECIFICATIONS

ENGINES: Rideau Series and Station Wagons—292 cu. in. displ., 3.75" bore by 3.30" stroke; 4-venturi carburetor, dual exhausts; 200-h.p., 8.0 to 1 comp. ratio, with Standard or Overdrive transmission; 202-h.p., 8.4 to 1 comp. ratio, with Merc-O-Matic Drive.

Niagara and Meteor Series—272 cu. in. displ.; 3.62" bore x 3.30" stroke; 2-venturi carburetor, single exhaust, 173-h.p., 8.0 to 1 comp. ratio, with Standard or Overdrive transmissions; 176-h.p., 8.4 to 1 comp. ratio, with Merc-O-Matic Drive.

ENGINE FEATURES: Short-stroke, low-friction design, deep-block construction; free-turning, overhead, intake and exhaust valves; 3-ring, super-fitted aluminum alloy pistons; full-pressure lubrication; automatic choke on all V-8's; 12-volt electrical system; turbo-action 18 mm. spark plugs; 55-amp. hr. battery; high output 30-amp. generator.

SPEED-TRIGGER MERC-O-MATIC DRIVE. Air-cooled torque converter combined with automatic gear mechanism; automatic "low gear" starts with selector in "Dr." position, Safety-Sequence Selector with illuminated dial.

STEERING: Parallel-gram-linkage; 25.3 to 1 over-all ratio; 18-inch 3-spoke "deep-center" steering wheel. Approx. 41' turning diameter. Master-Guide Power Steering optional at extra cost.

FRONT SUSPENSION: Angle-Poised Ball-Joint design with 3-piece stabilizer, tubular shock absorbers and tailored-to-model coil springs.

REAR SUSPENSION: Variable-rate, semi-elliptic type with tension-type shackles; diagonally mounted tubular shock absorbers; friction-control leaf inserts. Station Wagons have 7 leaves; other models 5 leaves.

REAR AXLES: Hypoid, semi-floating type; pressed steel, banjo-type housing. Station Wagons have composite type housing. Station Wagons ratios (to 1): V-8—Conventional Drive: 4.09 std., 4.27 opt. Overdrive: 4.27 std. Merc-O-Matic Drive 3.54 std. All other models, ratios (to 1) Conventional Drive: 3.20 std.,

3.89 opt. Overdrive: 3.89 std., 3.20 opt. Merc-O-Matic Drive: 3.22 std., 3.55 opt.

BRAKES: Double-seal hydraulic, suspended pedal, 11" drum. Station Wagons, 191.4 sq. in. lining area; all others 180.2 sq. in. Swift-Sure Power Brakes optional at extra cost.

TIRES: 4-ply tubeless on all models, 7.10 x 15 on 8-pass. Country Sedan; also on Rideau Victoria, Crown Victoria and Sunliner with Merc-O-Matic Drive, 6.70 x 15 on all other models.

EXTERIOR DIMENSIONS: 115.5" wheelbase; 58" front and 56" rear treads. Over-all width—75.9", overall length—station wagons 197.6", all others 198.5", over-all height (design load)—Two-door and Four-door models 61.0", Victoria 60.1", Crown Victoria 59.0", Sunliner 58.9", station wagons 62.2".

FEATURES—ALL MODELS: Dual windshield wipers; double-swivel rear view mirror; deep-centre steering wheel; interior light with manual switch; Automatic Posture Control front seat mechanism; non-sag seat construction; positive-action door stay checks, 2-position type on front doors; double-grip door latches; safety-type inside push buttons on rear doors of 4-door models; body ventilation air ducts with controls.

METEOR FEATURES: Sun visor on driver's side; steering wheel horn button; black rubber floor mats; black rubber reveal molding at windshield and back window; coat hooks.

NIAGARA FEATURES: Two sun visors; half-circle horn ring; black rubber floor mats; bright metal windshield and back window reveal moldings; arm rests, front and rear; ash tray in rear compartment; assist straps in Two-door; cigarette lighter; stem-wind clock; coat hooks; dome light operated by integral switch and also by front door switches; bright metal molding on body sides; foam rubber in seat cushions.

RIDEAU FEATURES: Two sun visors; half-circle horn ring; arm rests, front and rear; ash tray in rear compartment; cigarette lighter; stem-wind clock; bright

metal finials above tail lamps; bright metal curved moldings along body sides; Rideau nameplate and crest on hood and deck lid, crest and body style nameplate on each side of body; interior light operated by integral switch and also by front door switches; bright metal moldings on deck lid and rear fender crowns; bright metal moldings on headlight visors; foam rubber in seat cushions, carpets, front and rear, black rubber mats in Victoria with All-Vinyl interiors and Sunliner; folding type rear seat center arm rest and bright metal roof molding in Crown Victorias.

STATION WAGON FEATURES: All models: counterbalanced lift gate; two support arms with manual release on tail gate; gas tank filler tube at left rear; coat hooks; hinged license plate bracket and light on tail gate; ribbed linoleum in load space; black rubber mats in seat compartment. Stowaway type second seat. Meteor Ranch Wagon: sun visor at driver's side; steering wheel horn button; black rubber windshield and back window reveal moldings. Other Station Wagons: two sun visors; foam rubber pads in front seat cushions; bright metal windshield and back window reveal moldings; arm rests front and rear; interior light operated by integral switch and also by front door switches; cigarette lighter; stem-wind clock; half-circle horn ring. Niagara Ranch Wagon and Country Sedans have bright metal moldings along body sides; 8-passenger model has removable type third seat.

OTHER AVAILABLE EQUIPMENT: 4-Way Power Seat; Power Brakes; Master-Guide Power Steering; Power Lift Windows; Eye-Rest safety glass; Merc-O-Matic Drive; Touch-O-Matic Overdrive; "Safeguard" instrument panel cushioning; "Safeguard" seat belts; white sidewall tires; stem-wind clock; cigarette lighter; positive action windshield wiper unit; heater; radio; rear fender shields; full wheel covers.

PRICES: All Power Assists and Accessories as well as some of the items illustrated or referred to in this catalogue are at extra cost.

These specifications were in effect at the time this catalogue was approved for printing. Ford Motor Company of Canada, Limited, whose policy is one of continuous improvement, reserves the right, however, to discontinue or change at any time, specifications design or prices without notice and without incurring any obligation to purchaser.



MERCURY-LINCOLN-METEOR DIVISION

FORD MOTOR COMPANY OF CANADA, LIMITED

Miles Ahead 1956 Meteor

Rideau series

Stars of fashion—styled and powered to put you ahead of the crowd!




RIDEAU TWO-DOOR VICTORIA
You enjoy a wonderful feeling of freedom. With side windows lowered there's no centre pillar to obstruct the panoramic view.



RIDEAU CROWN VICTORIA
The ultimate in hardtop styling! Its unusually low roofline is dramatically chrome-crowned. Its interior beauty, beyond compare.



RIDEAU TOWN SEDAN
Elegant style leader with a new low roof line and longer, lower body lines... exclusive tri-tone styling, popular 4-door convenience.



RIDEAU SUNLINER CONVERTIBLE
It's always vacation time at the wheel of this stunning convertible. Durable easy-to-keep-clean upholstery. Electrically-operated weather-resistant top.



RIDEAU CLUB SEDAN
This two-door, six-passenger sedan puts you miles ahead of the crowd. Its dramatically low profile makes it a style-leader in any setting.

Niagara series

Bold, glamorous and youthful... with brilliant new beauty! Exciting new performance!




NIAGARA FOUR-DOOR SEDAN
More beauty! More distinction outside and in. Four wide-opening doors—full-circle visibility.



NIAGARA TWO-DOOR SEDAN
Long, low, spirited styling—superb V-8 power. The ideal family car.


Station Wagons

Canada's smartest line of double-duty dandies!
More beautiful, more useful, more popular than ever!



COUNTRY SEDAN
Dramatically styled in the Rideau manner. Seats eight in passenger comfort—or six and luggage—or three and a 15-ton load.

Country Sedan models are available in eight-passenger, and also six-passenger models with folding Sunway rear seat.



METEOR RANCH WAGON
Double duty convenience with practical economy. Seats for six—space for big loads—durable easy-to-keep-clean upholstery.



NIAGARA RANCH WAGON
Converts in a second from a big 6-passenger sedan to a dual-purpose wagon with space for a 15-ton load. Wear-resistant vinyl and colourful plastic weave upholstery.

Meteor series

Thrifty V-8 beauties with clean-cut styling... priced with the lowest, and outstanding value by any comparison!



METEOR TWO-DOOR SEDAN
Two-door design and interior roominess that ideally meet the practical needs of the young family or business man.



METEOR FOUR-DOOR SEDAN
The pace-setter among low-priced 4-door six-passenger sedans. Unmistakably Meteor in quality, fine features and advanced performance.

1956 Meteor

Move up and be miles ahead!