

mazda



Mazda GLC for '79
The more you look, the more you like.



**HOW THERE ARE SIX.
X GREAT VALUES.**

The GLC 3-Door Hatchbacks were first. Then came the GLC 5-door and Sport. And now—the brand new GLC 5-door Wagon.

One of them is bound to fit your life, your needs, your budget.

Compare sticker price and mileage—mpg hwy., 30 mpg city.* You'll find GLC '79 continues to give you great savings, at that value.

**YOUR TARGET: SIX GREAT
TITLE CARS FOR '79.**

For 1979, the GLC gives you:

Greater variety. Six models to choose from.

Greater versatility. For commuting, shopping, or driving simply for the fun of it.

Greater performance. For '79, a new, bigger 1.4 litre 4-cylinder overhead cam engine.

Greater roominess—with the addition of the new GLC Wagon.

Greater standards in standard equipment. Each and every Mazda GLC for '79 comes with a long list of standard equipment: Power-assisted front disc brakes. Electric rear window defroster. Cut-pile wall-to-wall carpeting. Comfortable reclining front bucket seats. Versatile split-rear seat. New automatic choke. Trip odometer. Flow-thru ventilation. And more.



GLC's instrument panel: big, easy-to-read gauges.


**THE SPORTIEST ONE OF THE
BUNCH.**

The Sport comes with steel belted radial tires, styled steel wheels, sport stripes, color-keyed door mirror, 5-speed transmission, wood steering wheel, wood shift knob, tachometer, and electric clock.

And like all GLC's, the Sport shares GLC's generous front legroom, good visibility, ease of parking, and wide doors for ease of entry and exit. There's an ingenious jump-forward front seat. Rear-window defroster. And deluxe features like a rear-window washer and wiper, remote electric hatch release, and front parcel shelf.



GLC Sport's wood



GLC's new 1.4 litre overhead cam engine.




Choice of 5-speed, 4-speed, or automatic. (Not all transmissions avail. on all models)



Versatile split-rear seat.

*A estimates for 3-door hatchback with 4-speed transmission. Your mileage may vary depending on how and where you drive, your car's condition, and optional equipment. Interiors shown not available in all states.



THE MOST VERSATILE GLC OF ALL.



It's the latest in an already distinguished GLC line: A solid, spacious compact wagon that combines Mazda engineering with handsome styling and interior comfort. It's the brand new GLC 5-door Wagon, available in Standard and Deluxe models. Cargo area with the seat up is 29.2 cubic feet (GLC's convenient split-rear seat comes standard).

The GLC Deluxe Wagon is available with optional features like automatic transmission, or 5-speed standard transmission, and sport stripes, tape player, and air conditioning.



GLC Wagon's spacious cargo area. (29.2 cu. ft. with seat up)

Wood steering wheel and gear shift knob.



Combination control lever.




Improved, easy-to-open glove compartment.



Rear-seat hand grip with coat hook. (Deluxe Models only)



Optional AM/FM radio.

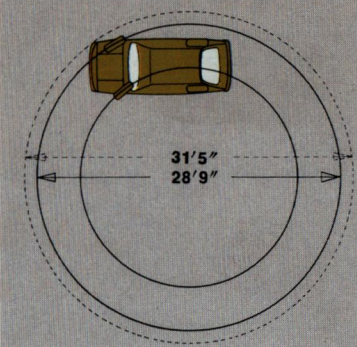
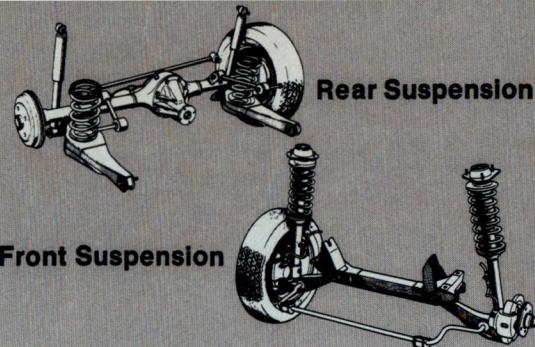
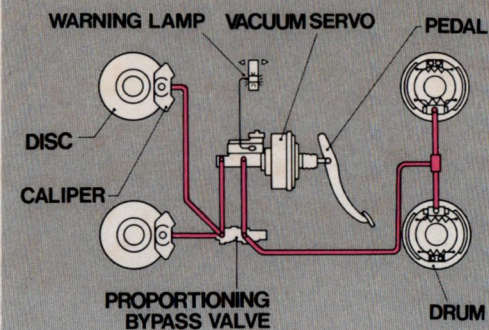
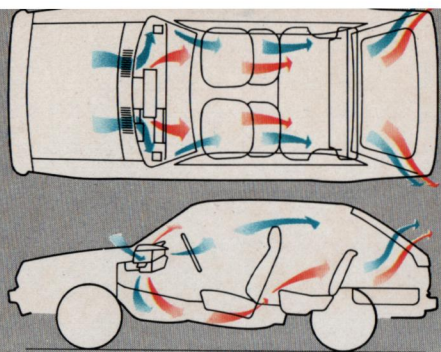


Electric remote hatch release. (Not avail. on Standard or Wagon models)



Rear window defroster** and washer/wiper (Deluxe and Sport models).

**Rear window defroster optional in Hawaii and Puerto Rico



Fresh-air/hot air† flow-through systems.
†Heater not available in Puerto Rico.

Hydraulic dual system power assist brakes.

Independent front strut-type coil springs with torsion-bar stabilizer.

Rear, full-link type coil springs and lateral rod (leaf springs on Wagon).

Minimum turning radius, 14'5"

1948

GLC SPECIFICATIONS

	3-DOOR	DELUXE 3-DOOR	DELUXE 5-DOOR	5-DOOR WAGON	DELUXE 5-DOOR WAGON	SPORT 3-DOOR
Engine: OHC 4 Cyl. CID 86.4 (1415cc.)	STD.	STD.	STD.	STD.	STD.	STD.
Four-speed Transmission	STD.	STD.	STD.	STD.	STD.	N.A.
Five-speed Transmission	N.A.	OPT.	OPT.	N.A.	OPT.	STD.
Fully Automatic Transmission	OPT.	OPT.	OPT.	OPT.	OPT.	N.A.
Carburetion: 2 Stage, 2 Barrel Down Draft	STD.	STD.	STD.	STD.	STD.	STD.
Fuel Requirement: Unleaded	STD.	STD.	STD.	STD.	STD.	STD.
155/13 6.15-13-4PR Bias Tubeless Blackwall	STD.	N.A.	N.A.	STD.	N.A.	N.A.
155/13 6.15-13-4PR Bias Tubeless Whitewall	N.A.	STD.	STD.	N.A.	STD.	N.A.
175/70 SR-13 Steel Radial Tubeless Blackwall	N.A.	N.A.	N.A.	N.A.	N.A.	STD.
Woodgrain Instrument Panel	N.A.	STD.	STD.	N.A.	STD.	STD.
Padded Steering Wheel & Shift Knob	N.A.	STD.	STD.	N.A.	STD.	N.A.
Genuine Wood Steering Wheel & Shift Knob	N.A.	N.A.	N.A.	N.A.	N.A.	STD.
Tachometer/Electric Clock	N.A.	N.A.	N.A.	N.A.	N.A.	STD.
Rear Wiper/Washer	N.A.	STD.	STD.	N.A.	STD.	STD.
Rear Window Defroster**	STD.	STD.	STD.	STD.	STD.	STD.
Tinted Glass	N.A.	STD.	STD.	N.A.	STD.	STD.
Split Folding Rear Seat	STD.	STD.	STD.	STD.	STD.	STD.
Remote Electric Hatch Release	N.A.	STD.	STD.	N.A.	N.A.	STD.
Turns: Lock to Lock 3.5	STD.	STD.	STD.	STD.	STD.	STD.
Minimum Turning Radius: 14'5"	STD.	STD.	STD.	STD.	STD.	STD.
Overall Width	64"	64"	64"	64"	64"	64"
Overall Length	154"	154"	154"	163"	163"	154"
Overall Height	54"	54"	54"	56"	56"	54"
Wheelbase	91"	91"	91"	91"	91"	91"
Road Clearance	6"	6"	6"	7"	7"	6"
Front Tread/Rear Tread	51"/52"	51"/52"	51"/52"	51"/52"	51"/52"	51"/52"
Semi-Monocoque Construction Body	STD.	STD.	STD.	STD.	STD.	STD.

mazda

Prices and specifications subject to change without notice.

**Rear window defroster optional in Hawaii and Puerto Rico.

All radios shown optional equipment.

NOT ALL TRANSMISSIONS ARE AVAILABLE IN CERTAIN STATES. CHECK YOUR DEALER.

PART NO. 9999-92-0093-79

PRINTED IN U.S.A.