

M a z d a

MX-6


sports coupe

1 9 9 5





MX-6 with LS Equipment Group



PHILOSOPHY



What it's really all about is people. In the development of a car, you'd think that would be a given. Until you drive a typical car for a while. Or even just sit in it. Then you realize that too many seem to be designed only with theories and rulers.

But at Mazda, our designs begin and end with people. That's the basis for Kansei Engineering, our deeply rooted philosophy that inspires the creation of all our cars. Kansei Engineering leads us to study how people think, how they feel and react. In general, and in specific cars. We listen. And we test, refine, and retest, until we get it right.


Because we want you to really enjoy owning a Mazda. Not just the first day, but far down the road. We take the long view toward customer satisfaction—something you'll see in the length of our warranty. In our thorough concern for safety and our commitment to environmental issues.

All of which are qualities you'll find in the Mazda MX-6. A car at once quick and refined, exquisite and exciting—everything a sports coupe should be.



MX-6 with LS Equipment Group





Your pulse quickens the moment you see it. You breathe a bit faster. And you know right away that this isn't one of those look-alike generic cars so many car companies seem very eager to build today.

You're looking at the Mazda MX-6, one sports coupe that forsakes the trendy and ignores the conventional. Elegant and distinctive, the MX-6 treats you to a low, wide stance and graceful lines that flow smoothly from one end to the other.


And you'll find the MX-6 to be every bit as inspiring when you're behind the wheel. The bucket seat holds you securely in place. Press the gas pedal, and you'll be rewarded with effortless power. Follow a winding road and you'll quickly gain a reassuring understanding of surefooted handling.

Add in its solid feel on the road, its many luxury and safety features, and you have an ideal sports coupe, a car with elegant styling and inspiring performance that complement each other perfectly.

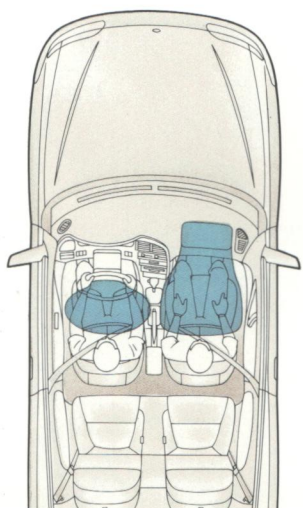
➤ We cover every MX-6 with our 36-month/50,000-mile, "bumper-to-bumper," no-deductible limited warranty. That's a stronger basic warranty than you'll get with most of the competition. Your Mazda Dealer has complete details.



▲ The Mazda MX-6 LS Equipment Group features V6 power, something you won't find in a Prelude, Celica, or 240SX. Powerful and very responsive, yet smooth and refined, the dual-overhead-cam, 2.5-liter V6 gives sporty performance with a luxurious feel.



▲ Dramatic yet graceful styling sets the MX-6 far apart from the many "hot today/not tomorrow," "me-too" car designs on the road. Bumpers, headlights, taillights, and glass are all perfectly integrated into the distinctive shape, contributing both to the style and to the excellent aerodynamics.



◀ Safety, both passive and active, is an integral part of the MX-6 design. Dual air bags are standard* and an Anti-lock Brake System (ABS) is available. Active safety measures include the quick acceleration, agile handling, responsive braking, and excellent visibility.

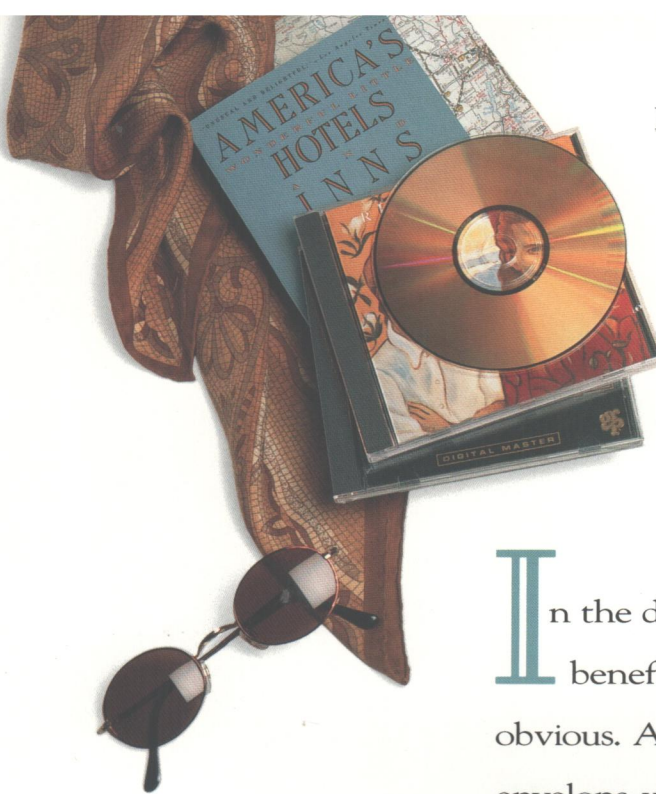
*A rear-facing child restraint should never be used in the front passenger seat of this or any vehicle with dual air bags. See the Features page for details.



***MX-6** with LS Equipment Group and Leather Package*



➤ So you'll have company even when you're traveling alone, an AM/FM stereo system with an auto-reverse cassette player is standard equipment. With speakers strategically placed to deliver the best acoustical performance, you'll hear rich, full sound. And if you want to enjoy your growing collection of CDs on the road, you can add the accessory compact disc player. It's a full-featured unit that perfectly integrates with the stereo system.



In the design of the MX-6 interior, the benefits of Kansei Engineering become obvious. Aesthetically pleasing, the cabin envelops you with an immediate sense of luxury and well-being. And our thorough attention to ergonomics makes the Mazda MX-6 an intuitively easy car to drive, as a spirited sports coupe should be.

Before you, as you settle in, the instrument panel flows in an unbroken sweep, creating a sense of anticipation. The analog gauges are clear, concise, and instantly readable. Controls are perfectly integrated into the design, yet readily identifiable and accessible for easy operation.


Beneath you, the sport seats, upholstered in cloth or the optional leather trim,* provide just the right balance of luxurious comfort and firm support. And around you, expansive glass, narrow pillars, and a low hood give you excellent visibility in all directions. So that once out on the road, you'll feel secure, confident, and completely in control.

Which is exactly how you want a world-class sports coupe to make you feel.



▲ A wraparound control panel lends an aircraft-cockpit ambience to the interior, enhancing your sense of control. It's easy to settle in, with amenities that include a tilt steering column to help you find just the right driving position. The steering wheel is thickly padded with contour grips and also holds the cruise control buttons for extra convenience. With the LS Equipment Group, the steering wheel and transmission shift knob are leather-wrapped for an even more luxurious feel.

▼ A center console provides covered storage for your tapes or other small objects, plus a cup holder. There's also a lockable and illuminated glove box, and a convenient map pocket in the driver's door.



✓ The optional power sunroof lets you take full advantage of nice days. We designed it so that it won't cut into your headroom, and it also tilts up for extra ventilation.



▲ The MX-6 has a practical side in addition to its fun factor. A large and roomy trunk holds plenty of luggage, so it's no problem taking along everything you need for an extended getaway. The low lift-over helps make loading easy.

✓ The interior design offers comfort and convenience. The driver and front passenger have plenty of legroom and more headroom than you might expect in a sports coupe. And when you need to carry extra-long cargo, the 60/40 split fold-down rear seatback makes it a lot easier. Cloth upholstery is standard (LS Equipment Group shown), or you can choose the optional Leather Package that includes sport seats with rich leather seating surfaces* and a power driver's seat.



◀ Negotiating unfamiliar territory after dark? The dual map/reading lights for the driver and front passenger are something you'll really appreciate.

*Seats upholstered in leather except for vinyl on rear side of seatbacks and other minor areas.





Giving a sports coupe raw acceleration isn't that difficult. But add the requirement that the power be smooth, quiet, and flexible, and the difficulty level increases. Then work towards the simultaneous goals of outstanding fuel economy and lower emissions, and you have a real engineering challenge.



But not an impossible one. With the considerable help of advanced super-computer techniques like Finite Element Analysis, Mazda engineers developed two engines for the MX-6, a V6, and a 4-cylinder. Both have special block designs to make them stronger and more rigid than conventional engines, to reduce noise and vibration. Both have electronic fuel injection, dual overhead cams and four valves per cylinder.

And both of them provide emphatic and positive answers to the engineering challenges. You can have a car that's quick and exciting, yet refined and responsible. The Mazda MX-6 sports coupe.


➤ Environmental concerns ranked high in the design of the MX-6. We've eliminated asbestos from the brake pads and gaskets, labeled numerous plastic parts for recycling, and used a CFC-free air conditioner. And our engines are designed for clean and efficient operation.



∇ The graceful lines of the MX-6 are not just for style—they offer performance benefits too. By helping the car achieve a drag coefficient of just 0.31, considerably lower than found on many exotic sports cars, they contribute to increased fuel efficiency.



▲ Reduced wind noise is another benefit of the exterior design. And that's just part of an overall emphasis on noise and vibration reduction. Super-computer analysis helps us pinpoint and eliminate noise sources, and our test drivers and passengers tell us when we've got it right.






▲ The V6 of the LS Equipment Group produces 164 hp at 5600 rpm, and 160 lb-ft of torque at 4800 rpm. It features a unique 2-piece engine block that contributes to unusually smooth operation. A 4-stage Variable Resonance Induction System (VRIS) helps give it smooth, even torque throughout a broad power band. Multi-port fuel injection improves throttle response. And an integrated electronic engine management system carefully coordinates all functions. (Horsepower and torque slightly lower in CA/NY.)



➤ A 5-speed manual transmission is standard and a 4-speed automatic is optional. Both have been computer-developed, with gear ratios matched to the performance characteristics of each engine for the smoothest possible operation.



▲ Standard in the MX-6, a 16-valve DOHC 4-cylinder engine delivers 118 hp at 5500 rpm and 127 lb-ft of torque at 4500 rpm. Thanks to computer-aided design, this responsive engine offers smooth performance with plenty of pep. (Horsepower and torque slightly lower in CA/NY.)




▲ Kansei Engineering in action: Our unique Global Road Circuit duplicates road surfaces from around the world. We not only monitor every conceivable performance aspect, we record—and act on—the subjective opinions of our drivers.



◀ Sporty alloy wheels and P205/55R15 low-profile, all-season radial tires, included in the LS Equipment Group, effectively transfer the power to the road. They provide outstanding traction and contribute to the car's precise handling and superb braking abilities.

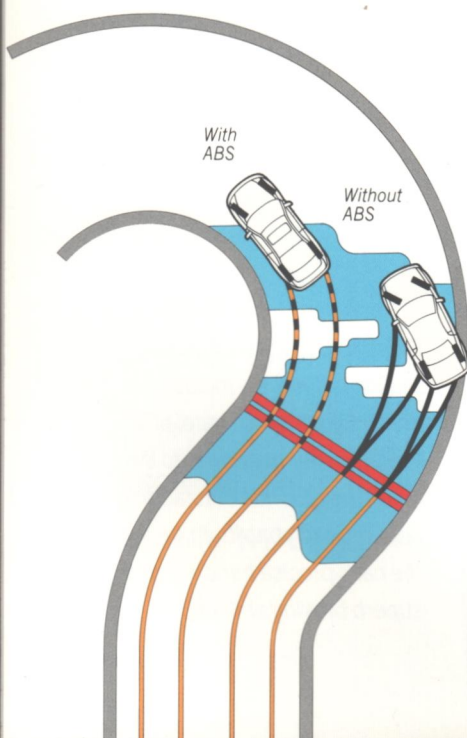
STRUCTURE & SAFETY



▲ The MX-6, along with the Mazda 626 sedan, is manufactured in the U.S., with over 75 percent domestic content. Both cars are officially certified as domestic models, making Mazda the first foreign-based manufacturer to build a domestic fleet. The modern production facility is located in Flat Rock, Michigan, and uses the latest production techniques plus strict quality control standards. This helps ensure that the Mazda MX-6 is every bit as good a car as its looks promise.



▲ An optional anti-theft alarm system helps protect your car from intruders. It will flash the lights, sound the horn, and disable the ignition system on any attempt at forced entry.



◀ An Anti-lock Brake System (ABS; optional) can help you keep control in hard stops and on slippery surfaces. A locked tire has less traction than a rolling one; with ABS, a sensor at each wheel can sense a sudden change in wheel speed that could lead to lockup. The system then automatically modulates braking pressure, no matter how hard you're pressing the pedal. So your stops will be straighter, and you can more easily maintain steering control.

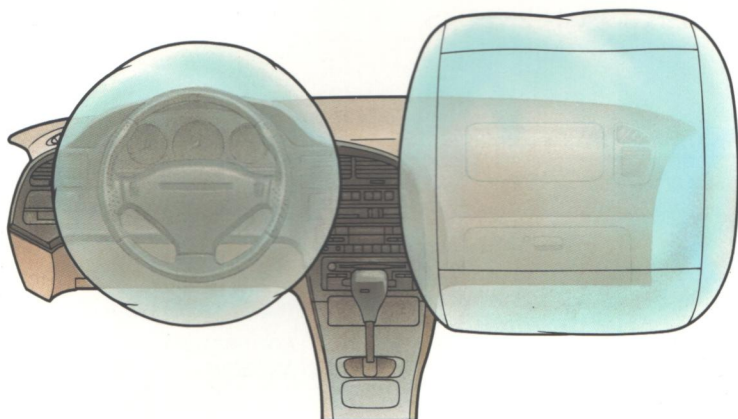
While an exhilarating sports coupe may start with a great engine, there's a lot more to it. You want a car that's not only fast, but nimble. Not just with a graceful shape, but a strong structure. A car in which confidence and security are much more than just a feeling.

So we gave the MX-6 an advanced suspension design that lets you own the twisty sections of your favorite roads. We gave it a structure that's strong and rigid, to supplement the suspension's performance and also reduce interior noise and vibration. And we gave it something else—a strong emphasis on occupant safety.


There's active safety, like the powerful engine and nimble handling that can help you avoid obstacles. And passive safety, like standard dual air bags and "crumple zones" that absorb the force of an impact, to help protect you if something does happen.

Because when you have more confidence, you're sure to have more fun.





◀ In addition to 3-point safety belts for all four occupants, the MX-6 has a standard air bag Supplemental Restraint System (SRS) for both the driver and front passenger. Sensors detect severe frontal impacts and trigger the air bags, which then inflate instantaneously. A special "fail-safe" backup power circuit adds extra reliability. For air bags to be fully effective, you must properly fasten your 3-point safety belts. A rear-facing child restraint should never be used in the front passenger seat of this vehicle. See the Features page for details.



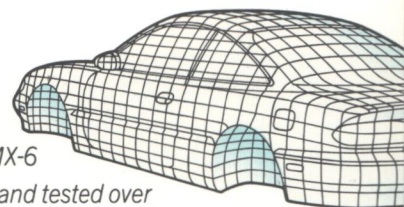
S A F E T Y F E A T U R E S

The Mazda MX-6 features the following safety equipment:

- Driver's- and passenger's-side air bag Supplemental Restraint System (SRS)
- Anti-lock Brake System (ABS) (optional)
- Side-impact door beams
- Three-point safety belts
- Energy-absorbing steering column and instrument panel
- Laminated windshield glass
- Integrated head restraints
- Center high-mount stop lamp
- Energy-absorbing crumple zones
- Dual-circuit brakes
- 4-wheel disc brakes (optional)
- Breakaway inside rearview mirror
- Halogen headlights
- Side marker lamps and reflectors
- Automatic transmission shift interlock (A/T)

▲ Suspension design always presents engineering challenges. Among them: The forces generated by acceleration, cornering, and braking tend to cause the rear tires to lose optimum alignment with the road surface at the very moment it's needed most. The Mazda solution: our patented Twin Trapezoidal Link (TTL) rear suspension. TTL controls the forces so that the rear wheels come to the optimum alignment. So the MX-6 is more agile in the corners, more stable in straight-line acceleration or braking.

➤ A high level of body rigidity helps the suspension perform as intended. The MX-6 structure has been computer-designed and tested over thousands of miles. This increased rigidity also makes the MX-6 more resistant to vibration and further reduces the level of interior noise. The computer also helped us build in the energy-absorbing crumple zones that help protect the occupants.



S P E C I F I C A T I O N S

Engine	Inline 4-cylinder	V6
Valve gear	DOHC 16-valve	DOHC 24-valve
Displacement	2.0 liters (1991 cc)	2.5 liters (2497 cc)
Bore and stroke	3.27 x 3.62 inches	3.33 x 2.92 inches
Compression ratio	9.0:1	9.2:1
Horsepower, SAE net	118 @ 5500 rpm 114 @ 5500 rpm (CA/NY)	164 @ 5600 rpm 160 @ 5500 rpm (CA/NY)
Torque, SAE net lb-ft	127 @ 4500 rpm 124 @ 4500 rpm (CA/NY)	160 @ 4800 rpm 156 @ 5000 rpm (CA/NY)
Fuel system	Multi-port electronic fuel injection	Multi-port electronic fuel injection
Recommended fuel	Regular unleaded	Premium unleaded
Ignition system	Breakerless electronic	Breakerless electronic

Transmission

Type	5-speed manual with overdrive 4-speed electronically controlled automatic with overdrive and lockup torque converter optional
------	--

Chassis

Body/frame	Unit body
Front suspension	Independent, strut-type with lower A-arm, coil springs and stabilizer bar
Rear suspension	Independent, strut-type with coil springs, Twin Trapezoidal Links (TTL) for toe control, trailing links and stabilizer bar
Steering	Rack-and-pinion type with engine-rpm- sensing variable power assist; steering ratio: 17.8:1; steering wheel turns, lock-to-lock: 2.9; turning circle diameter, curb-to-curb: 34.8 feet
Brakes	Power-assisted, with dual diagonal hydraulic circuits; 10.3-inch ventilated front discs; 9.1-inch rear drums (10.4-inch rear discs with opt. LS Equipment Group or ABS); Anti-lock Brake System (ABS) optional
Wheels	5.5JJ-14 steel wheels with full covers 6.0JJ-14 aluminum alloy wheels (with Popular Equipment Group) 6.5JJ-15 aluminum alloy wheels (with LS Equipment Group)

Chassis (continued)

Tires	Steel-belted radials P195/65R14 all-season radials P205/55R15 all-season radials (with LS Equipment Group)
Fuel capacity	15.5 gallons
Curb weight	With manual transmission: 2625 pounds (2800 with LS Equipment Group)

Dimensions (inches)

Wheelbase	102.8	Headroom: f/r	38.1/34.7
Length	181.5	(with sunroof): f/r	37.9/34.7
Width	68.9	Legroom: f/r	44.0/27.7
Height	51.6	Shoulder room: f/r	53.5/50.9
Track: f/r	59.1/59.1		

EPA Mileage Estimates (mpg)

Manual transmission	26 city, 34 highway
Automatic transmission	23 city, 31 highway
With LS Equipment Group:	
Manual transmission	21 city, 26 highway
Automatic transmission	20 city, 26 highway

Warranty

The Mazda 36-month/50,000-mile, "bumper-to-bumper" limited warranty.

Mazda warrants that the Mazda vehicle will be free of defects with normal use and prescribed maintenance for 36 months or 50,000 miles, whichever comes first, or Mazda will repair any problem without charge. Ordinary maintenance items or adjustments, parts subject to normal wear and replacement and certain other items are excluded. This transferable "limited warranty" is free on all new 1995 Mazda vehicles sold and serviced in the United States. See your Mazda Dealer for details.


Complement your new-vehicle limited warranty with the Mazda Extended Protection Plan, the only service agreement backed by Mazda. Ask your dealer for details.

Information and illustrations in this brochure are based on the latest competitive and Mazda product information available at the time of publication. Some equipment shown is optional at extra cost; specific options may be available only in combination with other options. Specific combinations of colors, interiors, equipment or features may vary from time to time and by geographic area; colors in illustrations may vary from actual upholstery or paint colors due to reproduction and printing processes. Mazda reserves the right to make changes without notice in product content and price at any time. Each of the vehicles portrayed in this brochure is equipped with safety belts for occupant protection. Although the safety belts in one or more of the photographs or illustrations may not be shown in the normal position, safety belts should always be used in accordance with the instructions in the owner's manual.

ACCESSORIES

Now that you've chosen the car you really want, why not make it uniquely yours with Genuine Mazda Accessories? See your Mazda Dealer today and discover how easy it is to personalize, protect and enhance your new 1995 MX-6 with Genuine Mazda Accessories.

Genuine Mazda Accessories installed by a Mazda Dealer prior to or at the time of initial vehicle retail delivery also come with the Mazda 36-month/50,000-mile warranty. See your dealer for details.



▲ Front Mask: Custom-tailored to fit tight and look great, it helps protect the front end of your MX-6 while providing easy access to the engine.

▼ Mud Guards: Rugged and color-coordinated rear mud guards help protect the finish from road debris flying off the rear wheels.



FEATURES

Mechanical Features

2.0L DOHC 16-valve 4-cylinder engine with multi-port electronic fuel injection
 2.5L DOHC 24-valve V6 engine with multi-port electronic fuel injection (with LS Equipment Group)
 5-speed manual transmission with overdrive
 Fully independent suspension
 Rack-and-pinion steering with engine-rpm-sensing variable power assist

Exterior Features

14-inch wheels with full wheel covers
 Dual body-color power mirrors
 Intermittent windshield wipers
 Tinted glass with upper windshield sunshade band

Interior Features

Reclining front bucket seats with driver's adjustable thigh support
 60/40 split fold-down rear seatback
 Cloth upholstery and door trim inserts
 Driver's-door map pocket
 Visor vanity mirrors for front-seat passengers
 Lockable, illuminated glove box
 Center console with covered storage and cup holder
 Power windows with driver's one-touch-down feature and power door locks
 Remote trunk and fuel-door releases
 Dual map/reading lights for front occupants
 Courtesy lights, including door-mounted lights
 Illuminated ignition-lock keyhole
 8000-rpm tachometer, engine coolant temperature gauge and resettable trip odometer
 Tilt steering column
 Cruise control with steering-wheel-mounted controls
 Driver's- and passenger's-side air bag Supplemental Restraint System (SRS)*
 Heater/defroster with 4-speed blower, push-button controls and front side-window demisters
 Rear-window defogger with automatic shutoff
 AM/FM/full-logic auto-reverse cassette stereo sound system with clock, four speakers and automatic power antenna

Option Packages

Popular Equipment Group:

14-inch aluminum alloy wheels
 Power sunroof with tilt-up ventilation feature
 Anti-theft alarm system
 Variable intermittent windshield wipers
 Six stereo speakers

LS Equipment Group:

2.5L DOHC 24-valve V6 engine with multi-port electronic fuel injection
 Power-assisted 4-wheel disc brakes
 15-inch aluminum alloy wheels
 P205/55R15 all-season radial tires
 Power sunroof with tilt-up ventilation feature
 Halogen fog lights
 Variable intermittent windshield wipers
 Dual-outlet exhaust
 Anti-theft alarm system
 Air conditioning
 Upgraded upholstery
 Leather-wrapped steering wheel and manual transmission shift knob or automatic transmission shift lever grip
 Six stereo speakers
 Front mud guards
 Carpeted floor mats

Leather Package (requires LS Equipment Group):

Sport seats with leather seating surfaces**
 Power driver's seat with 6-way adjustment
 Heated exterior mirror glass to dispel fog and frost
 Remote keyless entry system

Optional Features

Air conditioning
 4-speed automatic transmission with overdrive
 Anti-lock Brake System (ABS) (includes rear disc brakes on vehicles without LS Equipment Group)
 Rear spoiler with integral center brake light

Exterior Colors

Platinum Opal Mica

Ruby Mica

Vintage Red

Brilliant Black

Cameo White

Nassau Blue Metallic

Hunter Green Mica


Sahara Gold Metallic

Color Combinations (Interior/Exterior)

Beige /Ruby Mica, Brilliant Black, Cameo White, Hunter Green Mica, Sahara Gold Metallic

Black /Platinum Opal Mica, Vintage Red, Nassau Blue Metallic

* A child in a rear-facing child restraint can be badly injured by the passenger air bag if it inflates. Never use a rear-facing child restraint in the front passenger seat of any vehicle with dual air bags. For special instructions on child restraints, please review the owner's manual. ** Seating surfaces upholstered in leather except for vinyl on seat side panels, rear sides of seatbacks and other minor areas.



A Scuff Plates: Durable stainless steel scuff plates are easy to install. They're not only attractive, they help you avoid scuffed-up paint on the doorsills.




V Rear Spoiler: The sleek rear spoiler accents the contours of the trunk and provides added flair. It's primed and ready to paint.

Other Genuine Mazda Accessories available include: Compact Disc Player, CD Changer, Custom Wheels, Sunroof Wind Deflector, Roof Rack, Center Armrest, Cargo Net and Car Cover.



MX-6 with LS Equipment Group





Ever since Mazda first began building cars and trucks for the U.S. 25 years ago, we've offered our own unique vision: a total commitment to creating exciting vehicles that discerning drivers will love. Cars and trucks with style,

flair and personality. Each one making its own strong and individual statement, so that your new Mazda will always feel just right to you.

We also want your purchasing experience to be positive so, through Mazda American Credit,* we offer a wide variety of financing plans or a convenient Mazda Personal Lease.™ And to ensure your continued satisfaction, we cover every Mazda with a 36-month/50,000-mile, "bumper-to-bumper," no-deductible warranty. It's one of the strongest warranties in the entire business.**

Our commitment extends to designing vehicles that are as friendly to the environment as to their owners. For just one example, we've completely eliminated asbestos from all of our cars. We're labeling plastic parts for recycling and even working to develop hydrogen-fueled and electric engines that will be virtually pollution-free.

Why do we so strongly emphasize human values? Because we want driving to be just part of the very good feeling you'll get from Mazda.

The Full Mazda Lineup



RX-7 Sports Car



929 Luxury Sedan



Millenia Luxury Sedan



626 Sedan



MX-6 Sports Coupe




MX-3 Sports Coupe



MX-5 Miata Roadster



Protegé Sedan



MPV Minivan



B-Series Truck

mazda
IT JUST FEELS RIGHT.®