


1 9 9 7

M e r c u r y



Sable  
S a b l e









# Mercury Sable

## Versatile Interior

The Mercury Sable GS has an interior that's comfortable, driver-friendly and versatile. It can adapt to your needs quickly and easily with its unique flip-fold center console. When closed, it allows three-across seating in front. Flip the back forward and it becomes an armrest. Flip the bottom section forward and it's a center console with cup holders, coin holders and cassette storage.



## Imagine smooth design powered by solid performance.

It's clear the second you slip behind the wheel: Sable is much more than sleek looks and flowing design—it's an impressive performer that puts you solidly in charge of the road. You notice it with each turn, every touch of the pedal. The smooth power of its 3.0-liter V-6. The seamless, quiet operation of its 4-speed electronic automatic overdrive transaxle. The crisp, agile handling of its advanced 4-wheel independent suspension. And it feels so solid on the road, you'll think it was formed from a single piece of steel.

Sable is available in a roomy sedan or a stylish wagon. And both are offered at the same price.\* See your dealer for details.

## Standard Features

Sable offers a comprehensive array of standard features—including:

- Front-wheel drive
- CFC-free air conditioner
- Integrated Control Panel with climate control, radio, rear window defroster and clock controls
- 60/40 split fold-down rear seat
- Child-proof rear door locks
- Tilt steering wheel
- Triple door seals
- Power windows with illuminated switches, one-touch-down driver's window and accessory delay
- Solar tint glass
- Illuminated entry
- Flip-fold center console with dual cup holders and storage (GS)
- Dual power exterior mirrors
- Electric rear window defroster
- Rear seat heat ducts
- Dual air bag supplemental restraint system

\*Comparably priced vehicles. "Same price" offer available with GS and LS models.

## Two Remarkable Engines

Sable GS is powered by a 3.0-liter V-6 OHV Vulcan engine that delivers 145 horsepower. LS models are equipped with a 3.0-liter 24-valve DOHC V-6 Duratec engine that produces an impressive 200 horsepower. Both are designed to perform for 100,000 miles without a scheduled tune-up, under normal driving conditions with routine fluid/filter changes. And both engines are coupled with a four-speed electronic automatic transaxle for smooth, quiet performance.



## Convenient Controls

The Integrated Control Panel places Sable's controls in one place—right at your fingertips. It makes it easy to enjoy Sable's standard CFC-free air-conditioning system, turn on the front and rear defroster, choose your favorite station or adjust the tone, balance and volume on Sable's rich-sounding electronic AM/FM stereo radio.




## Sable Wagon

Sable wagon offers all the style and comfort of Sable sedan, but with a lot more room. Plus, with the rear seatbacks folded down, you have even more cargo space. The tailgate hatch is designed so you can lift either the window or the entire hatch to store or remove items easily. For added convenience, there's a power child-proof door lock located in the rear cargo area.




## Sable Safety

Outstanding safety features are abundant on Sable. It has standard child-proof rear door locks and a dual air bag supplemental restraint system. Always wear your safety belt. Other important safety features include three-point lap and shoulder safety belts for outboard front and rear occupants as well as Sable sedan's center rear passengers, cross-car beam construction, steel side-door beams, available anti-lock brakes, and central power locking on the LS model that lets the driver lock and unlock all doors at once—from inside and outside the vehicle.



## Precise Steering and Handling

Sable's variable-assist, speed-sensitive power rack-and-pinion steering delivers the appropriate amount of assistance when you need it. At low speeds, steering assistance increases to help you park. While at higher speeds, it decreases to give you improved road feel. The MacPherson front and rear suspensions provide precise wheel control during cornering, braking and acceleration.



## Mercury Commitment<sup>SM</sup>

Every 1997 Mercury is covered by the Mercury Commitment—an owner benefits program that helps to ensure your driving needs always receive immediate attention. It provides 24-hour roadside assistance during the warranty period (for towing, fuel delivery, jump-starts, tire changing and lock-out assistance), a 3-year/36,000-mile bumper to bumper limited warranty and toll-free access to the Mercury Customer Assistance Center. See your Mercury dealer for complete details and a copy of the limited warranty.





# Mercury Sable Options and Specifications

While equipped with many standard features, Mercury Sable offers a number of available options\* to meet your specific driving needs and personal preferences. Here are just a few:

- Four-wheel disc anti-lock braking system (ABS)
- Second power point (with six-passenger seating only)
- Power door locks with illuminated switches and central locking (standard on LS)
- Particulate air-filtration system
- Six-way power driver's seat (standard on LS)
- Voice-activated cellular phone
- Fingertip speed control
- Electronic AM/FM stereo radio with cassette player and six speakers (standard on LS)
- Front and rear carpeted floor mats
- Leather seating surfaces and leather-wrapped steering wheel (LS only)
- Power moonroof (LS only)
- Remote keyless entry with key fobs
- Six-disc compact disc changer; available with Mach Audio System (LS only)
- Light group, including dual courtesy lights under instrument panel and map lights (standard on LS)
- Rear-facing third seat (wagon only)

*\*Some options may not be available on all models.*

## PREFERRED EQUIPMENT PACKAGES

To make ordering easy, we've grouped certain popular options into Preferred Equipment Packages. These convenient option packages allow you to tailor Sable to your exact specifications. Here's one you could choose:

### Sable LS with Preferred Equipment Package 462A

- Six-way power driver's seat (Standard)
- Power door locks (Standard)
- Light group (Standard)
- Mach Audio System with AM/FM stereo radio with cassette player; 60 watts and six speakers
- Particulate air-filtration system
- Front and rear carpeted floor mats
- Fingertip speed control
- Leather-wrapped steering wheel
- Remote keyless entry system with perimeter anti-theft and key pad
- Anti-lock brakes with four-wheel discs
- Electronic automatic temperature control and power heated mirrors
- Chrome aluminum wheels

## DIMENSIONS (in inches)

	Sedan	Wagon
Wheelbase .....	108.5	108.5
Overall length .....	199.7	199.1
Overall height .....	55.4	57.6
Overall width .....	73.0	73.0

## CAPACITIES

Sedan trunk volume .....	16.0 cu. ft.
Wagon cargo volume .....	38.4 cu. ft./81.3 cu. ft. (rear seat down)
Fuel tank .....	16.1 gal.
Curb weight .....	3,333 lbs. (GS sedan) 3,476 lbs. (GS wagon)

## SABLE GS ENGINE

Layout .....	Front engine (front-wheel drive)
Type .....	V-6 60° Vulcan OHV
Displacement .....	3.0 liters
Horsepower (SAE net) .....	145 @ 5,250 rpm
Torque (SAE net) .....	170 lbs.-ft. @ 3,250 rpm
EPA estimated mpg .....	20 city/28 hwy

## SABLE LS ENGINE

Layout .....	Front engine (front-wheel drive)
Type .....	V-6 DOHC Duratec 24-valve
Displacement .....	3.0 liters
Horsepower (SAE net) .....	200 @ 5,750 rpm
Torque (SAE net) .....	200 lbs.-ft. @ 4,500 rpm
EPA estimated mpg .....	19 city/28 hwy

## TRANSAXLE


Four-speed electronic automatic with overdrive and overdrive lockout (switch on LS/shift position on GS)

## SUSPENSION

Front: Independent MacPherson front with gas-pressurized hydraulic struts and front stabilizer bar

Rear: Independent MacPherson rear with gas-pressurized hydraulic struts and rear stabilizer bar

Rear (wagon): Independent short- and long-arm with gas-pressurized hydraulic shock absorbers and progressive rate springs and rear stabilizer bar



To learn more about the new 1997 Mercury Sable, visit our Worldwide website at <http://www.mercuryvehicles.com>

THE INFORMATION IN THIS BROCHURE WAS CORRECT AT TIME OF PRINTING. YOUR MERCURY DEALER IS YOUR BEST SOURCE FOR UP-TO-DATE AND ADDITIONAL INFORMATION.