

1998 MERCURY SABLE

1998 MERCURY SABLE

1998 MERCURY SABLE



Imagine yourself in a Mercury

1998 MERCURY SABLE

■ It's full of imagination, and a lot like you.

You rarely know for sure where your day is going to lead you. It may be taking a client to lunch or friends out to dinner. On the weekend you could end up at a B&B somewhere out in the country. Since it's a Mercury, you'll find Sable has a lot in common with you. It features the elegant style and innovative spirit that sets it apart from the rest. And it offers the flexibility and room to accommodate you, whatever you end up doing.



■ Your comfort zone.



Sable has plenty of flexible space which you can adapt to your own needs. It's a quiet space filled with features both pleasing and practical. For example, Sable features a split-fold rear seat that makes it easy to accommodate extra-long loads. Notice the elegant new woodgrain applique accents. Its Integrated Control Panel (1) is designed for ease of use and combines audio and climate controls.



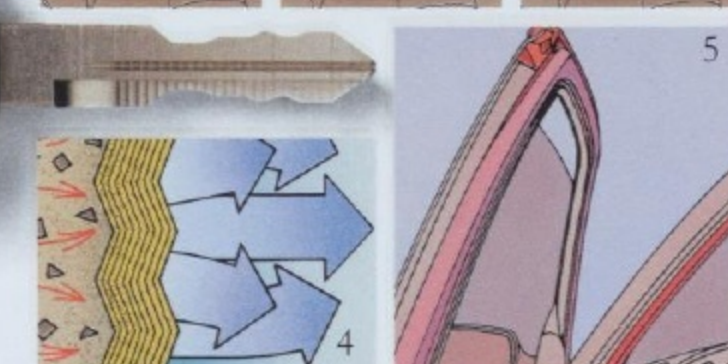
2
The SecuriLock™ system uses a coded key (2) to help protect your Sable. If a non-encoded key is used or hot wiring is attempted, the engine is disabled. (Available only with Duratec engine.)



3
A unique flip-fold center console (3) allows three-across seating in front when folded up. When flipped forward it becomes an armrest. Flip the bottom forward and it's a center console with cup holders, coin holder and cassette storage.

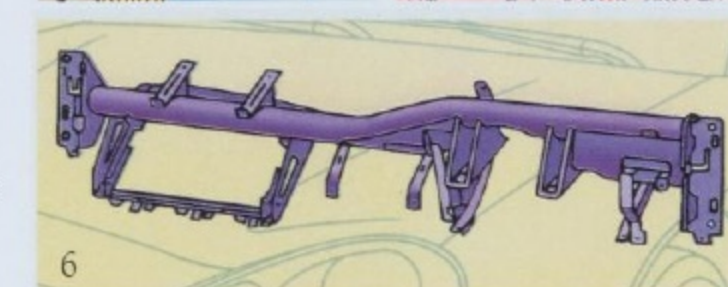


5
Sable features triple door seals (5) which help reduce wind noise and water leaks.



6
Sable also has an instrument panel cross-car beam (6) which produces a quieter, smoother ride and better handling.

A second power point is standard on column shift models and allows you to operate devices like cellular phones and laptop computers.





Here's a Sable Wagon feature you'll appreciate. These cargo tie-down hooks help keep things like luggage and packages from sliding around. A rear compartment not only provides extra storage room but keeps special cargo safely out of sight.



Looking for a bit more room? You'll feel right at home in the Sable Wagon. It's the perfect size for taking kids to ball games, hauling materials for weekend projects, or taking the family on vacation. It provides a generous amount of cargo space—38.4 cu. ft. with the rear seat up, 81.3 cu. ft. with the rear seat folded down. It's shown here with available leather seating surfaces which add extra comfort to an already comfortable car. (Cargo cover and cargo net shown are optional.)

A convenient rear-facing third seat is available on Sable Wagon. It's designed to accommodate two children or it can be folded down for extra cargo space.

Optional leather seating surfaces.



Sable has plenty of flexible space which you can adapt to your own needs. It's a quiet space filled with features both pleasing and practical. For example, Sable features a split-fold rear seat that makes it easy to accommodate extra-long loads. Notice the elegant new woodgrain applique accents. Its Integrated Control Panel (1) is designed for ease of use and combines audio and climate controls.



A unique flip-fold center console (3) allows three-across seating in front when folded up. When flipped forward it becomes an armrest. Flip the bottom forward and it's a center console with cup holders, coin holder and cassette storage.

A particulate air-filtration system (4) helps you breathe easier by filtering out over 90% of dust and pollen particles larger than three microns.

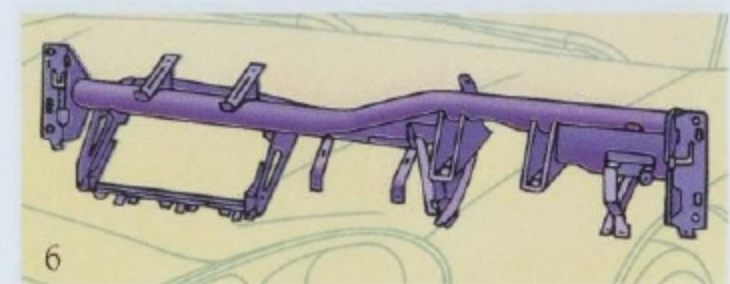
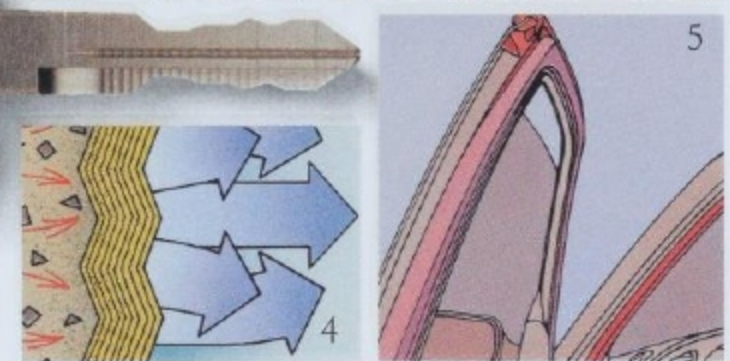
Sable features triple door seals (5) which help reduce wind noise and water leaks.

Sable also has an instrument panel cross-car beam (6) which produces a quieter, smoother ride and better handling.

A second power point is standard on column shift models and allows you to operate devices like cellular phones and laptop computers.



The SecuriLock™ system uses a coded key (2) to help protect your Sable. If a non-encoded key is used or hot wiring is attempted, the engine is disabled. (Available only with Duratec engine.)






■ Desire, spirit,
and a keen sense
of adventure.






■ And the power to take you there.



In Sable you'll find a willing and spirited partner. One that will impress you whether you're in the passing lane or heading down a winding mountain road. Sable offers a 200-horsepower 3.0L 24-valve Dual Overhead Camshaft (DOHC) Duratec V-6 engine and a 145-horsepower 3.0L Overhead Valve (OHV) Vulcan V-6 engine. They're both designed to perform for 100,000 miles without a scheduled tune-up, under normal driving conditions with routine fluid and filter changes. Each engine is teamed with a 4-speed automatic overdrive transaxle for smooth, quiet performance. Contributing to the solid road feel is a cross-car beam and one-piece bodyside stamping.



■ Everybody has their own way
of doing things.





■ Everybody has their own way of doing things.

A convenient liftgate hatch separates, so you can lift just the window or the entire liftgate depending on your needs and your load.



Hindsight is always 20/20 in your wagon when you use this rear-window wiper/washer to clear the view in inclement weather.



■ Of course your safety comes first.



Depowered, Second Generation airbags (1) are designed to further enhance protection for the driver and passenger. Always wear your safety belt and secure children in the rear seat.



Front shoulder safety-belt height adjusters (2) provide a comfortable fit. Sable comes with seats (3) specially designed to help prevent occupants from sliding forward under safety belts in a frontal crash.




Heavy gauge steel side door beams (6) are mounted inside each door for additional protection.

For an extra margin of safety, Sable Sedan provides a three-point safety belt (7) for the rear center passenger.



Available anti-lock brakes (4) help maintain steering control during hard braking even on slippery road surfaces.



A central locking system (5) allows the driver to lock and unlock all doors from inside and outside the car.

■ But your options rank right up there.



Rear air-conditioning ducts (1) direct cold air to the back of the car. So now rear passengers can keep their cool when the days get warm. (Standard on 5-passenger seating with floor shift/console.)

There's nothing quite like the elegant feel of soft, supple leather seating surfaces (2). They're available in a choice of colors and raise your Sable to a higher level of luxury.

Bring the great outdoors indoors with an available power moonroof (3). It opens fully with the one-touch switch, or the rear tilts up for ventilation.

A trunk-mounted 6-disc CD changer (4) delivers crisp digital sound. It's controlled through the Integrated Control Panel.

The 80-watt Mach Audio System (not shown) has been acoustically designed for Sable and includes 6 speakers. A 6-disc CD changer is also available with this system.

The innovative Integrated Control Panel (5) is ergonomically designed and is significantly easier to use than ordinary instrument panels.



Lock and unlock all doors or just the driver's door, and release the trunk from a distance with a Remote Keyless Entry system (6). Panic button sounds horn and flashes headlamps when activated.

This dealer-installed bike rack (7), used with the factory luggage rack, safely carries one bike. (Two bike racks shown.) Bikes can be secured or removed in minutes.



The Technical Stuff

ENGINES	VULCAN	DURATEC
Type	V-6 OHV 60°	V-6 DOHC 60°
	Vulcan	Duratec 24-valve
Displacement	3.0 liters	3.0 liters
Horsepower (SAE net)	145 @ 5250 rpm	200 @ 5750 rpm
Torque (SAE net)	170 lbs.-ft. @ 3250 rpm	200 lbs.-ft. @ 4500 rpm
Fuel delivery	Sequential multi-port electronic fuel injection	Sequential multi-port electronic fuel injection
Compression ratio	9.3:1	10.0:1
Engine control	EEC-V Electronic Engine Control	EEC-V Electronic Engine Control

CAPACITIES	VULCAN	DURATEC
Fuel	16.0 gal.	16.0 gal.
Oil	4.5 qt. (w/filter)	5.5 qt. (w/filter)
Engine coolant	11.6 qt.	10.6 qt.

TRANSAXLE	VULCAN	DURATEC
Electronic 4-speed automatic with overdrive		
Electronic fully non-synchronous 4-speed automatic with overdrive and overdrive lockout (Standard with Duratec engine)		

BRAKES	SEDAN	WAGON
Front	10.8-inch disc	10.8-inch disc
Rear	8.9-inch drum	10.1-inch disc
Type	4-wheel hydraulic actuated with diagonal split	

STEERING	VULCAN	DURATEC
Speed-sensitive variable-assist power rack-and-pinion		

SUSPENSION	VULCAN	DURATEC
Front—Independent MacPherson front with gas-pressurized hydraulic struts and front stabilizer bar		
Rear sedan—Independent rear Quadralink with gas-pressurized hydraulic struts and rear stabilizer bar		
Rear wagon—Independent short- and long-arm type with gas-pressurized hydraulic shock absorbers and progressive rate springs and rear stabilizer bar		

DIMENSIONS (IN INCHES)	SEDAN	WAGON
Wheelbase	108.5	108.5
Cargo, cu. ft.	16	38.4 (rear seat up)/81.3 (down)
Length	199.7	199.1
Height	55.4	57.6
Width	73	73
Headroom, front/rear	39.4/36.6	39.3/38.9
Legroom, front/rear	42.2/38.9	42.2/38.5
Shoulder room, front/rear	57.4/56.6	57.4/56.6
Hiproom, front/rear	55.8/56.3	55.8/56.2

FUNCTIONAL FEATURES	GS SEDAN	LS SEDAN/WAGON
Depowered, Second Generation dual airbags (Supplemental Restraint System)	STD	STD
3.0L Duratec DOHC 24-valve V-6 engine with SecurLock™	OPT	OPT
Electronic fully non-synchronous 4-speed automatic with overdrive and overdrive lockout (required with 24-valve Duratec engine)	OPT	OPT
100,000-mile scheduled tune-up intervals*	STD	STD
Rear door childproof safety locks	STD	STD
Brake/shift interlock	STD	STD
Stainless steel extended-life exhaust	STD	STD
Solar tint wraparound window glass	STD	STD
Side front window demisters	STD	STD
Electric rear window defroster	STD	STD
Variable intermittent windshield wipers	STD	STD

FUNCTIONAL FEATURES (CONTINUED)	GS SEDAN	LS SEDAN/WAGON
3-point lap/shoulder safety belt with adjustable D-ring for outboard front occupants	STD	STD
3-point lap/shoulder safety belt for outboard rear occupants	STD	STD

3-point lap/shoulder safety belt for rear center occupant (Sedan only)	STD	STD
Load floor tie-down hooks (Wagon only)		STD
Dual exhaust (Duratec engine only)	OPT	OPT
Rear window wiper/washer (Wagon only)		STD

EXTERIOR FEATURES	GS SEDAN	LS SEDAN/WAGON
5-mph impact bumpers front/rear	STD	STD
Dual power outside mirrors	STD	STD
Multi-reflector halogen headlamps	STD	STD
Body-color rocker panel moldings	STD	STD
Aerodynamically styled luggage rack (Wagon only)		STD
Rear liftgate with flip-up glass (Wagon only)		STD

Remote keyless entry system with 2 key fobs	OPT	STD
Heated outside mirrors	OPT	OPT
Ski and bike rack	DLR	DLR

INTERIOR COMFORT AND CONVENIENCE FEATURES	GS SEDAN	LS SEDAN/WAGON
CFC-free air conditioner	STD	STD
60/40 split fold-down rear seat	STD	STD
Tilt steering column	STD	STD
Fully trimmed luggage compartment with light	STD	STD

Power windows with illuminated switches, one-touch down driver's window and accessory delay	STD	STD
Coin and cup holder trays	STD	STD
Rear-seat heat ducts	STD	STD
Battery saver	STD	STD

Integrated Control Panel with climate control, radio, rear window defroster and digital clock controls	STD	STD
Power door locks with illuminated controls and central locking	STD	STD
Fingertip speed control	STD	STD
Dual visor mirrors	STD	STD
6-way power driver's seat with power lumbar		STD

Rear seat air-conditioning ducts (w/5-passenger seating with floor shift/console)		STD
Five-passenger seating with dual recliners, front and rear armrests and floor shift/console (Sedan only)		STD
Glove box with lock and illumination	STD	STD
Leather-wrapped steering wheel		STD
Particulate air-filtration system		STD

Light Group: courtesy lights under instrument panel, dual beam lamp, and dome map light	OPT	STD
---	-----	-----

PREMIUM GROUP	GS SEDAN	LS SEDAN/WAGON
Includes: 200-horsepower 24-valve Duratec engine, Electronic Automatic Temperature Control, Automatic on/delay off headlamps, Dual illuminated visor mirrors, Power antenna and Remote Keyless Entry system with 2 key fobs, autolock, Perimeter Anti-Theft and key pad.		OPT

INTERIOR COMFORT AND CONVENIENCE FEATURES (CONTINUED)	GS SEDAN	LS SEDAN/WAGON
Second 12-volt power point (column shift models)	STD	OPT

Six-passenger seating with dual recliners, flip-fold center console, 2-way headrests and front armrest (Standard on LS Wagon)	STD	OPT
4-wheel disc anti-lock brake system	OPT	OPT
Front and rear floor mats	OPT	OPT
Power moonroof		OPT
Leather seating surfaces		OPT

Rear-facing third seat (Wagon only)		OPT
Wagon Group (cargo net, cargo cover)		OPT
Integrated child safety seat (Wagon only, not available with leather seating surfaces)		OPT
6-way power passenger seat (Premium Group only)		OPT
5-passenger seating with mini console/column shift	OPT	

AUDIO SYSTEMS	GS SEDAN	LS SEDAN/WAGON
AM/FM stereo/cassette with 6 speakers	STD	STD
6-disc CD changer	OPT	OPT
Mach Audio System with AM/FM stereo/cassette, 80 watts, and 6 speakers		OPT

INSTRUMENTATION	GS SEDAN	LS SEDAN/WAGON
Analog instrumentation with speedometer, tachometer, engine coolant temperature gauge, fuel gauge and trip odometer	STD	STD

WHEELS AND TIRES	GS SEDAN	LS SEDAN/WAGON
P205/65R15 BSW all-season tires	STD	STD
Mini spare tire	STD	STD
15-inch deluxe wheel covers	STD	

15-inch bright aluminum wheels		STD
15-inch painted aluminum wheels	OPT	
15-inch chrome aluminum wheels		OPT
Conventional full-size spare tire**	OPT	OPT

STD = Standard; OPT = Optional Feature; DLR = Dealer-Installed Accessory

*Under normal driving conditions with routine fluid/filter changes.

**Not available on Wagon with rear-facing third seat.

Option Availability: Options shown or described in this brochure are available at extra cost and may be offered only in combination with other options or subject to additional ordering requirements or limitations.

PRODUCT CHANGES
Following publication of this brochure, certain changes in standard equipment, options, prices and the like, or product delays may have occurred which would not be included in these pages. Your Mercury dealer is your best source for up-to-date information.
Lincoln-Mercury Division reserves the right to change product specifications at any time without incurring obligations.



Black Clearcoat Vibrant White Clearcoat Silver Frost Clearcoat Metallic



Deep Navy Blue Clearcoat Metallic Toreador Red Clearcoat Metallic Light Denim Blue Clearcoat Metallic



Light Prairie Tan Clearcoat Metallic Dark Green Satin Clearcoat Metallic Pacific Green Clearcoat Metallic

Interior Colors
Medium Graphite
Prairie Tan
Deep Slate Blue

Hmmm...
Deep Navy
Blue Clearcoat
Metallic?...
but then again...



Deluxe Wheel Cover



Bright Aluminum Wheel



Painted Aluminum Wheel



Chrome Aluminum Wheel



Ford Credit offers a wide variety of financing and leasing programs to qualified buyers that can be arranged right at the dealership. Ask your dealer for the facts on these programs, or call Ford Credit Customer Service at 1-800-727-7000.



Foundation. Call 1-800-653-5355.

For more information on Mercury vehicles via the Internet enter: <http://www.mercuryvehicles.com>





Interior Colors
Medium Graphite
Prairie Tan
Deep Slate Blue

Hmmm...
Deep Navy
Blue Clearcoat
Metallic?...
but then again...



The Mercury CommitmentSM

Imagine a full line of cars featuring sophisticated styling and quality craftsmanship. Imagine an automaker who's concerned about every aspect of the care you receive from your dealer. Imagine a comprehensive program dedicated to your total satisfaction. It's called the Mercury Commitment and it's one of the extra comforts of owning a Mercury.



Tracer



Mystique



Sable



Grand Marquis



Villager



Mountaineer

ROADSIDE ASSISTANCE
Throughout the three-year/36,000-mile warranty period, you get 24-hour, seven-day-a-week coverage for towing, fuel delivery, jump-starts, tire changing and lock-out assistance. For roadside assistance, call 1-800-241-3673.

MERCURY VEHICLE WARRANTY
As part of the Mercury Commitment, you receive the Mercury Bumper to Bumper limited warranty, covering your automobile for three years or 36,000 miles with no deductible. You also receive a corrosion protection limited warranty providing coverage for five years with unlimited mileage and no deductible. Ask your Mercury dealer for complete details and a copy of the limited warranties.

SPECIAL DELIVERY PROCESS
Prior to delivery, your dealer's service department thoroughly prepares your

vehicle. At delivery, the dealership sales staff provides a customer delivery meeting, service department tour, checklist review and other services.

MERCURY CUSTOMER ASSISTANCE CENTER
If you have questions about your Mercury vehicle or the Mercury Commitment, you're invited to contact your selling dealer. Or if you wish, feel free to call our Customer Assistance Center at 1-800-392-3673.

OWNER IDENTIFICATION CARD
You'll receive a Mercury Commitment ID card for your wallet. You'll want to keep it handy because it includes the Mercury Commitment hotline numbers for customer service and roadside assistance.



INTERIOR COMFORT AND CONVENIENCE FEATURES (CONTINUED)	GS SEDAN	LS SEDAN/WAGON
Second 12-volt power point (column shift models)	STD	OPT
Six-passenger seating with dual recliners, flip-fold center console, 2-way headrests and front armrest (Standard on LS Wagon)	STD	OPT
4-wheel disc anti-lock brake system	OPT	OPT
Front and rear floor mats	OPT	OPT
Power moonroof		OPT
Leather seating surfaces		OPT
Rear-facing third seat (Wagon only)		OPT
Wagon Group (cargo net, cargo cover)		OPT
Integrated child safety seat (Wagon only, not available with leather seating surfaces)		OPT
6-way power passenger seat (Premium Group only)		OPT
5-passenger seating with mini console/column shift	OPT	
AUDIO SYSTEMS	GS SEDAN	LS SEDAN/WAGON
AM/FM stereo/cassette with 6 speakers	STD	STD
6-disc CD changer	OPT	OPT
Mach Audio System with AM/FM stereo/cassette, 80 watts, and 6 speakers		OPT
INSTRUMENTATION	GS SEDAN	LS SEDAN/WAGON
Analog instrumentation with speedometer, tachometer, engine coolant temperature gauge, fuel gauge and trip odometer	STD	STD
WHEELS AND TIRES	GS SEDAN	LS SEDAN/WAGON
P205/65R15 BSW all-season tires	STD	STD
Mini spare tire	STD	STD
15-inch deluxe wheel covers	STD	
15-inch bright aluminum wheels		STD
15-inch painted aluminum wheels	OPT	
15-inch chrome aluminum wheels		OPT
Conventional full-size spare tire**	OPT	OPT

STD = Standard; OPT = Optional Feature; DLR = Dealer-Installed Accessory

*Under normal driving conditions with routine fluid/filter changes.

**Not available on Wagon with rear-facing third seat.

Option Availability: Options shown or described in this brochure are available at extra cost and may be offered only in combination with other options or subject to additional ordering requirements or limitations.

PRODUCT CHANGES

Following publication of this brochure, certain changes in standard equipment, options, prices and the like, or product delays may have occurred which would not be included in these pages. Your Mercury dealer is your best source for up-to-date information.

Lincoln-Mercury Division reserves the right to change product specifications at any time without incurring obligations.



Deluxe Wheel Cover



Bright Aluminum Wheel



Painted Aluminum Wheel



Chrome Aluminum Wheel



Ford Credit offers a wide variety of financing and leasing programs to qualified buyers that can be arranged right at the dealership. Ask your dealer for the facts on these programs, or call Ford Credit Customer Service at 1-800-727-7000.




Foundation. Call 1-800-653-5355.

For more information on Mercury vehicles via the Internet enter: <http://www.mercuryvehicles.com>





Imagine yourself in a Mercury

Mercury 

LITHO IN USA (650,000) 7-97 P-7634
Buckle up—together we can save lives.