

PVW124PHA  
PRINTED IN ENGLAND. ISSUE: OCTOBER 2002  
WWW.VOLKSWAGEN.CO.UK

The illustrations in this book do not necessarily reflect UK specifications and some items of equipment may not be available for the UK. The specifications contained in this book are for information purposes only as we cannot confirm the exact specifications of the vehicles. 4MOTION and TDI are registered trademarks of the Volkswagen Group in Germany as well as other countries.



THE VOLKSWAGEN PHAETON.



At Volkswagen, when we decided to build a luxury saloon car, we chose to do things differently. So, as we painstakingly developed our innovative design, we also commenced work on a factory in which to construct it. A factory that is unique, just like the car that will be born there – the Volkswagen Phaeton.

Engineered to perfection, the Volkswagen Phaeton captivates the imagination through its exclusive blend of comfort, safety, style and power. Over the next few pages you'll see how our vision has transformed into reality.







If evidence is needed that the Phaeton concept is different in every way, consider its production facilities. Located in Dresden, Germany, this purpose-built factory is an architectural masterpiece in its own right.

## A UNIQUE ENVIRONMENT.



An expanse of glass, superior materials and fine parquet flooring combine to achieve a unique environment. An air of calmness and serenity exists as the Phaeton progresses along its road to completion. Along the way, it is cosseted by craftsmen who hand build the Phaeton with utmost precision.


Beneath the glass facade lies a split level production facility covering 75,000 square metres. Its exceptional design helps maximise functionality and creates a wonderful sight.

Most importantly, should you choose, it provides an opportunity to witness the creation of your Phaeton first-hand. From the marriage of the bodywork and chassis to the installation of the electrics, the Dresden facility allows you to experience the whole production process.



It also allows you to meet and discuss your own particular Phaeton with the skilled personnel who are assembling it by hand.

You can even be there as it receives its finishing touches ready for delivery.











The Dresden complex offers far more than an exclusive production plant. It represents a totally new architectural concept that combines work and urban living under one roof. There's a gourmet restaurant, a customer forum for cultural events and a glass surround studio fully equipped for 21st century TV transmissions.

There's also a unique driving simulator that delivers an amazingly realistic experience together with the world's largest touch screen.


But without doubt, the high spot of a visit is the creation of your Phaeton and its consequent handover.

For a car as exclusive and individual as the Phaeton, what better environment could there be than the Dresden production facilities? Once the keys have been handed over, it's all yours to enjoy – a truly remarkable vehicle.

THE HOME OF THE  
PHAETON – UNIQUE  
IN EVERY WAY.








From the moment you first set eyes on the Volkswagen Phaeton, it's clear that it stands apart from any other car on the road. It redefines luxurious driving.

ONE LOOK  
SAYS IT ALL.

From its innovative design and exceptional build quality to its superb comfort and serene performance, the Phaeton delivers from every perspective.



As you get to know the Phaeton, its innovative detail becomes admirable. For example, the rear lights, instead of employing bulbs, utilise long life LEDs. The result is that each diode can change colour and function equally as a rear light, brake light or indicator. There are Xenon headlights which create a longer light beam through a novel use of projective lenses.

Or consider the high-speed headlight cleaning system, or the newly developed aero wipers which are controlled by the speed of the car and wind pressure. Wherever your eye rests on the new Phaeton, you'll discover revolutionary technology that makes a real difference.







A black and white photograph of a large industrial machine, possibly a paper mill or textile loom, with a central white rectangular area containing text. The machine features multiple vertical columns and horizontal rollers. The central white area has a thin border and contains the text "ENGINEERING PERFECTION." in a clean, sans-serif font.

ENGINEERING  
PERFECTION.







When it comes to the power behind the new Phaeton, you can choose from some of the finest engines available. Like the most compact 12 cylinder engine in the world – Volkswagen's revolutionary W12. A 6.0 litre, 420 PS engine capable of 0 - 62 mph in 5.8 seconds. Or the V10 TDI, the most powerful diesel saloon ever built, with 313 PS at its disposal. With 750 Nm of torque at just 1,950 rpm, such power is assisted by 4MOTION all wheel drive as standard on both models.



In addition to the powerful W12 and V10 TDI engines, there's also an extremely compact V6 petrol engine available in the Phaeton.



Developing 241 PS and maximum torque of 315 Nm, its smooth delivery of power is aided by a state-of-the-art suspension system. This intelligent system integrates four settings depending on your driving needs. However, should a driving situation conflict with the setting, it will automatically activate the most appropriate alternative. The result is greater traction and improved roadholding with added comfort and safety.



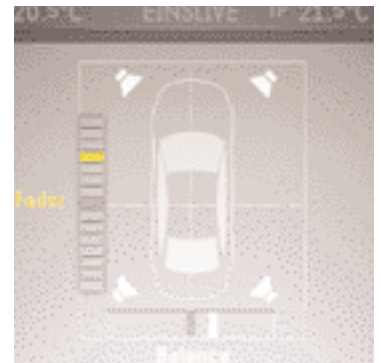



## MODERN ART.

A modern interpretation of the ultimate limousine still retains traditional craftsmanship. So when you relax in its contoured seats, you can see, feel and breathe the finest materials and build quality.

A stylish dashboard with easy-to-read dials is further evidence of the integrity of the new Phaeton. So, too, is the choice of materials – quality wood, high class metals and fine leather. To deliver the utmost comfort and convenience, technological additions are in abundance. Like an electrically operated 18-way adjustable seat with ventilating and massaging functions. Or 4-corner climate control which has four independent temperature zones and an indirect ventilating function. The modern infotainment system is simple to use yet offers a diverse range of functions. It monitors tyre pressures, holds user profiles and operates several features including the satellite navigation system, audio, TV, climate control and telephone to name just a few.

The result is a driving experience like no other car.





# TECHNICAL SPECIFICATION.

The new Phaeton will initially be available with a choice of two petrol engines (the 3.2 litre 241 PS V6 and the 6.0 litre 420 PS W12 4MOTION – both automatic) and one diesel engine (the 5.0 litre 313 PS V10 TDI 4MOTION automatic). Two further engines will be added to the range during 2004 – a 4.2 litre 335 PS V8 4MOTION petrol and a 2.5 litre 180 PS V6 TDI. All models will be available with either 5 or 4 seats.

## ENGINE:

Cubic capacity, ltrs/cc  
Bore/stroke, mm  
Max. output, PS<sup>1</sup>/kW  
at rpm  
Max. torque, lbs.ft/Nm  
at rpm  
Compression ratio  
Gearbox

3.2 LITRE V6 241 PS<sup>1</sup>

6 CYLINDER

3.2/3189

84.0/95.9

241/177

6200

233/315

2400

11.25 : 1

5 speed automatic tiptronic

6.0 LITRE W12 420 PS<sup>1</sup>

12 CYLINDER

6.0/5998

64.0/90.17

420/309

6000

406/550

3000-4700

10.75 : 1

5 speed automatic tiptronic

## WEIGHTS, LBS/KGS:

Unladen weight<sup>2</sup>  
Gross vehicle weight  
Payload<sup>2</sup>  
Axle load limit: front  
rear

4937/2239

5821/2640

884/401

3065/1390

2889/1310

5367/2434

6395/2900

917/416

3352/1520

3021/1370

## PERFORMANCE:

Top speed, mph (km/h) (where law permits)  
Acceleration, secs 0-62 mph

150 (241)

9.2

155 (250)

6.1

## ENVIRONMENTAL INFORMATION:

Official fuel consumption according to EU Directive 99/94,  
mpg/ltr per 100 km

Urban

Extra-urban

Combined

Official CO<sub>2</sub> emission, g/km<sup>3</sup>

16.4/17.2

30.1/9.4

23.2/12.2

293

11.8/23.9

25.9/10.9

18.1/15.6

374



	3.2 LITRE V6 241 PS <sup>1</sup> 6 CYLINDER	6.0 LITRE W12 420 PS <sup>1</sup> 12 CYLINDER
<b>EXTERIOR DIMENSIONS:</b>		
Length, mm	5055	5055
Width, mm	1903	1903
Height, mm	1450	1450
Wheel base, mm	2881	2881
Front/rear track, mm	1628/1612	1628/1612
<b>INTERIOR DIMENSIONS:</b>		
Effective front head room, mm	974	974
Effective rear head room, mm	970	970
Front elbow width, mm	1562	1562
Rear elbow width, mm	1528	1528
Boot capacity, litres	500	500

All specifications are for information purposes and are subject to change. Information correct as at 1 October 2002.  
All data subject to manufacturer's tolerances.

<sup>1</sup> Please note: The maximum power output figures are quoted in PS (or Pferdestärke, which is the metric equivalent of horsepower). To convert from metric to imperial horsepower, divide the PS figure by 1.0139.

<sup>2</sup> Figures are calculated in accordance with manufacturer's criteria.

<sup>3</sup> The weight of a vehicle will influence the level of CO<sub>2</sub> emission it produces; as a result, vehicles with higher levels of specification and factory-fitted options may emit higher levels of CO<sub>2</sub>.

The CO<sub>2</sub> figure quoted for each vehicle is the maximum possible. The unladen weight of the vehicle is calculated by range at the time of manufacture and the maximum possible CO<sub>2</sub> emission for that weight range is applied according to the Council Directive 80/1268EEC as amended by Commission Directive 1999/100/EC on the approximation of the laws of the member states relating to the carbon dioxide emissions and the fuel consumption of motor vehicles.





THE INSPIRATIONAL  
NEW PHAETON.

