



Aus Liebe zum Automobil

# The Golf Plus





Models shown are SE with optional 17" 'Torino' alloy wheels and metallic paint and Sport with optional 17" 'Indianapolis' alloy wheels and metallic paint.

## The Golf Plus. The Golf just got bigger.

The Golf family has just got bigger. Quite literally. Introducing the Golf Plus. Specially created for those who require a little more space, while still enjoying all the refinements, dynamics and style of a Golf hatchback. In every sense, the Golf Plus offers more.

More interior space, more comfort and more functionality. With its raised seating and totally flexible interior concept, the Golf Plus offers endless options and practical solutions. Weekends away, family holidays, shopping trips or adventure sports, the Golf Plus takes them all in its stride. Ensuring you get the most out of life – while still enjoying the class-leading performance, legendary build quality and sheer exhilaration of driving a Volkswagen Golf.



**Created to help you get more out of life.**



Model shown is Sport with optional 17" 'Indianapolis' alloy wheels and metallic paint.





Interior shown is Sport with optional radio system RCD 500, 2Zone electronic climate control and front centre armrest.

## More room for movement.

The Golf Plus gives you more room for movement – in every direction. With a roofline that stands 95 mm taller than the standard Golf, you'll immediately notice a difference. In fact, front passengers have 20 mm more headroom and an additional 22 mm of shoulder room. With seating positions raised by 75 mm for the driver and front passenger, and 85 mm for rear passengers, there's considerably better visibility when driving, and it's easier for everyone getting in and out. The extra space ensures everyone enjoys total comfort and luxury, however long the journey.



## A true Volkswagen. High quality down to the smallest detail.

You'll notice that the Golf Plus is distinctive, made without compromise and exudes quality right down to the smallest detail. But it's not just first impressions where the Golf Plus excels.

With its dynamic safety chassis, galvanised body and host of refinements, this is a car built to deliver – and to last, ensuring you enjoy class-leading performance throughout its lifetime. A true Volkswagen.



- 01** A roofline increased by 95 mm over the standard Golf creates a generous sense of space, yet fits seamlessly into the Golf's aesthetic lines.
- 02** The electrically heated and adjustable door mirrors feature integrated indicators to signal your intended actions to other road users. Standard on all models.

- 03** The latest in halogen technology is utilised in the adjustable headlights ensuring optimum illumination on the road, enabling you to see and be seen.

- 04** The rear lights employ long life LEDs instead of conventional bulbs, with the ability to change colour and function as a rear light, brake light or indicator light.

- 05** 15" 'Misano' alloy wheels with 195/65 R15 tyres on the Luna provide an exclusive look.



**The Golf Plus.  
All the qualities of the Golf  
– just a little bigger.**

With its unique combination of extra space and dynamic performance, the Golf Plus is something quite out of the ordinary. Versatile enough to meet all your lifestyle requirements, yet still offering all the zest, energy and sheer driving enjoyment that typifies a Golf. There is only one Golf – but now it's available with more versatility, more functionality and a whole lot more space!

Interior shown is SE with optional leather\* upholstery and side airbag system for rear seat passengers.

\* Some parts of leather seats will contain artificial leather.









Model shown is SE with optional 17" 'Torino' alloy wheels and metallic paint.

**More space, more solutions, more possibilities.**



# Create your own space.

**01 – 02 Boot space** can easily be extended to meet your needs. Rear seats slide forwards and backwards to increase the boot space from 395 litres to a maximum of 505 litres, or to increase passengers' legroom.




**03** The **front centre armrest** contains a handy storage compartment, two rear air vents and cup holders. Standard on Luna and SE models and optional on Sport.



Imagine a car so flexible it enables you to create your own interior space, to suit your individual needs. That's the beauty of the Golf Plus. It's packed with so many intelligent ideas, there is space for everything. Going away with friends for the weekend? The spaciousness of both front and rear seats means everyone travels in comfort.

Carrying something bulky? The flexibility of the moveable rear seat and backrests, which can be folded down to form a near flat surface when used in conjunction with the variable cargo platform, means you're prepared to carry any size of load.

Need extra storage? Versatile storage compartments, a variable cargo platform and storage tray package (optional on Sport) ensures an abundant amount of space for all the requirements of everyday life. With such exceptional versatility, there's no question about capability. The Golf Plus has an answer for everything.



**04** The rear seats split 60:40 and can be folded down separately for clever use of space.

**05** The backrest of the front passenger seat can also be folded down almost flat, making the Golf Plus ideal for carrying particularly long objects. Optional on all models.

**06** The boot floor can be set at two levels: deep, giving increased boot capacity and high, providing an almost flat loading floor with the rear seats folded down. Standard on all models.

**07** Folding down both the rear seats and the front passenger seat gives an impressive luggage volume of 1,450 litres. Please note the flat folding front passenger seat is optional on all models.

**08** Extended storage areas in the roof console are the ideal place to hold the things you need close to hand. They add to the numerous different storage possibilities throughout the Golf Plus. Standard on Luna and SE models and optional on Sport. (Not available in conjunction with electric glass sunroof.)

**09** Drawers beneath the front seats provide a well-protected space for all those bits and pieces required on your travels. Standard on SE and Sport.

Please note that the interiors shown are left-hand drive models with 2Zone electronic climate control and DVD navigation/radio system. With UK right-hand drive models the larger portion of the split folding rear seat backrest is situated behind the front passenger's seat and not the driver's seat.






Interior shown is Sport with optional radio system RCD 500 and 2Zone electronic climate control.

## Step inside and feel the quality.

With a choice of high quality materials and many refinements fitted as standard, such as an adjustable steering column, electric windows front and rear, electrically heated and adjustable door mirrors, radio/CD player with four front speakers, remote central locking and an electronic engine immobiliser, the Golf Plus epitomises Volkswagen's careful attention to detail.

Painstakingly designed for your total comfort and convenience, style and ergonomics work hand in hand to ensure a relaxing, safe drive. Sit back and enjoy your journey.



- 01** Ergonomics at its best – the spacious, user-friendly interior includes a **fully adjustable steering wheel** for maximum comfort while driving.
- 02** Sun visors for both driver and front passenger are fitted with **vanity mirrors**.
- 03** **Front and rear electric windows** are fitted as standard.
- 04** Two **reading lights** are fitted at the front and rear. The front with a quality chrome surround is featured on SE and Sport models.
- 05** The **multifunction computer (Midline)** displays important data such as outside temperature, fuel consumption, average speed, distance and journey time. Optional on Luna and standard on SE and Sport.

- 06** Light alloy wheels create a sporty look. The wheel shown here is 6½J x 16 'Mugello' which is standard on Sport models.



**The Golf Plus.  
Big on space. Big on safety.**



*Model shown is Sport with optional 17" 'Estoril' alloy wheels, Winter pack and metallic paint.*





01

## Safety features designed to protect.

Safety is fundamental to the Volkswagen philosophy. So it's not surprising to find that the Golf Plus includes a whole range of new generation safety features making it one of the safest cars on the road today.

### Passive safety.

Passive safety features are designed to minimise injury in the event of an accident. The rigid bodyshell is immensely strong and can absorb extremely high impact energy, protecting the driver and passengers within an inner safety cell. There are whiplash-optimised front head restraints which help minimise whiplash injuries in the event of an impact from the rear, three-point seat belts for all seats and an abundance of airbags, including two front, two front side impact and two curtain airbags. There is also an audible reminder to wear a seat belt if the driver's or front seat passenger's seat belt is unfastened. With so much protection, it's good to know it's not only you who can depend on the Golf Plus, but anyone who encounters it.

### Active safety.

Active safety features are designed to help prevent an accident in the first place and include a sensor-controlled Electronic Stabilisation Programme (ESP) that reacts in milliseconds to critical driving situations by controlling the speed of individual wheels, an Anti-lock Braking System (ABS) to help prevent wheels from locking in an emergency braking situation, and Hydraulic Brake Assist (HBA) to help maximise the braking effort. In addition, under emergency braking the hazard lights are automatically activated.




02



03



04



05



06



07

**01** Whiplash-optimised front head restraints provide additional protection for the neck and spine in the event of a rear impact.

**02** The three-point front seat belts are height adjustable and fitted with tensioners.

**03** Four load lashing rings in the boot ensure you always carry luggage safely.

**04** Disc brakes all round, the front with interior ventilation, ensure optimum brake power at anytime.


**05** The Electronic Stabilisation Programme (ESP) detects critical situations and reacts in milliseconds by controlling the speed of individual wheels.

**06** The Anti-lock Braking System (ABS) prevents the wheels from locking, even under severe braking.

**07** Fog lights are located in the front bumper for additional safety in situations of poor visibility. Standard on Sport and optional on Luna and SE models.











# Paint.



\* Metallic and pearl effect paints are optional at extra cost.  
Please note: Screen technology does not allow for exact reproduction of the paint colours. For further details, please contact your Volkswagen retailer.



# Upholstery.

<b>'Media' cloth</b>  Standard on Luna	 Anthracite <b>HA</b>	 Art Grey <b>HC</b>
<b>'Opera' loop-velour</b>  Standard on SE	 Anthracite <b>JS</b>	 Art Grey <b>JT</b>
<b>'Siempre' cloth</b>  Standard on Sport	 Anthracite <b>KG</b>	 Art Grey <b>KH</b>
<b>'Vienna' leather*†</b>  Optional on SE, Sport	 Anthracite <b>TG</b>	 Beige <b>TH</b>

\* Leather upholstery is optional at extra cost.

† Some parts of leather seats will contain artificial leather.

Please note: Screen technology does not allow for exact reproduction of the upholstery colours. For further details, please contact your Volkswagen retailer.



## Colour combinations.


	Seat upholstery	Carpets	Dashboard – top/bottom	Black A1	Ink Blue D3	Tornado Red G2	Shadow Blue metallic P6 *	Steel Grey metallic X6 *	New River Blue metallic 2J *	Reflex Silver metallic 8E *	Blue Graphite pearl effect W9 *	Diamond Black pearl effect Z4 *
<b>‘Media’ cloth upholstery</b>	Anthracite (HA)	Black	Titan/Black	●	●	●	●	●	●	●	●	●
	Art Grey (HC)	Black	Titan/Black	●	●	●	●	●	●	●	●	●
Standard on Luna												
<b>‘Opera’ loop-velour upholstery</b>	Anthracite (JS)	Black	Titan/Black	●	●	●	●	●	●	●	●	●
	Art Grey (JT)	Black	Titan/Black	●	●	●	●	●	●	●	●	●
Standard on SE												
<b>‘Siempre’ cloth upholstery</b>	Anthracite (KG)	Black	Titan/Black	●	●	●	●	●	●	●	●	●
	Art Grey (KH)	Black	Titan/Black	●	●	●	●	●	●	●	●	●
Standard on Sport												
<b>‘Vienna’ leather*†</b>	Anthracite (TG)	Black	Titan/Black	○	○	○	○	○	○	○	○	○
	Beige (TH)	Black	Titan/Black	○	○	○	○	○	○	○	○	○
Optional on SE, Sport												

\* Metallic and pearl effect paints and leather upholstery are optional at extra cost.

† Some parts of leather seats will contain artificial leather.

● Standard ○ Optional





## The power to really take you places.

Drive the Golf Plus and you'll benefit from the very latest engine technology. A choice of six different engines enables you to select the option that best suits your requirements.

New TSI technology provides an exciting addition to the range – a new engine design unique to Volkswagen that combines power and economy. This 'Twincharger' engine features a mechanically-driven supercharger and an exhaust-driven turbocharger, which in tandem effectively eliminate turbo lag. The belt-driven supercharger operates at low speeds, while the turbocharger activates as the engine speed increases. This results in excellent driveability and performance throughout the range with no turbo lag, continuous power and high maximum torque. Incorporated into the TSI engine is FSI technology, whereby fuel is injected directly into the combustion chamber under high pressure. The benefit of this method – is that it only burns the exact amount of fuel required helping to reduce fuel consumption. The 1.4 litre TSI engine that powers the Golf Plus produces 140 PS at 5,600 rpm, offering impressive performance and dynamic power whilst still returning an economical 38.2 mpg on the Combined cycle\* and a CO<sub>2</sub> emission of just 174 g/km.

In addition, the Golf Plus is available with a choice of two further petrol engines. The first option is the 1.4 litre which generates a healthy 80 PS and returns an impressive 38.2 mpg\* over the Combined fuel cycle. Then there's a 1.6 litre which utilises FSI technology and develops 115 PS and is available with either a six speed manual or a six speed automatic gearbox as standard.

If you're looking for high torque alongside exceptional economy, the new generation TDI diesel engines are for you. Using 'Pumpe Düse' technology, not only is low fuel consumption assured, but also low emissions. Choose from either the 1.9 litre TDI 90 PS with a five speed manual gearbox, the 1.9 litre TDI 105 PS available with either a five speed manual or the superb DSG automatic gearbox, or the powerful 2.0 litre TDI which generates 140 PS and an incredible 320 Nm of torque at just 1,750 rpm. This engine is available with either a six speed manual or the DSG automatic gearbox. The DSG gearbox offers a genuine alternative to a manual gearbox because it is able to change gear faster than a manual gearbox and more smoothly than a conventional automatic.



\* Please see the Engine section for fuel consumption and CO<sub>2</sub> emissions figures.

- 01** Highly efficient FSI technology takes the petrol engine to a new level of efficiency, boosting performance while lowering fuel consumption, even at low revs.
- 02** The TSI engine features a supercharger and a turbocharger, which effectively eliminates turbo lag.
- 03** TDI diesel engines with revolutionary 'Pumpe Düse' direct injection technology deliver outstanding performance with exceptionally low fuel consumption.

## Luna – 1.4 litre 80 PS.

### Technical specification.

		Manual	
<b>Engine</b>	Engine type	Four cylinder petrol	
	Cubic capacity, ltrs/cc	1.4/1390	
	Bore/stroke, mm	76.5/75.6	
	Max. output, PS <sup>(01)</sup> /kW at rpm	80/59 5000	
	Max. torque, lbs.ft/Nm at rpm	97/132 3800	
	Compression ratio	10.5 : 1	
	Gearbox	Five speed manual	
	Alternator, A	90	
	Battery, A (Ah)	220 (44)	
<b>Weights, kgs</b>	Unladen weight <sup>(02)</sup>	1468	
	Gross vehicle weight	1900	
	Payload <sup>(02)</sup>	432	
	Axle load limit: Front Rear	1060 980	
<b>Trailer load limits, kgs<sup>(03)</sup></b>	Braked 12% incline	1200	
	Unbraked	680	
<b>Performance</b>	Top speed†, mph (km/h)	103 (165)	
	Acceleration, secs 0 - 62 mph	15.2	
	ABI insurance group	4	
<b>Environmental information</b>	Fuel grade, minimum	Unleaded, 95 RON <sup>(04)</sup>	
	Fuel tank capacity, galls/ltrs	12.1/55	
	Official fuel consumption, mpg/ltr per 100 km <sup>(06)</sup>		
	Urban	28.2/10.0	
	Extra-urban	47.1/6.0	
	Combined	38.2/7.4	
	Official CO <sub>2</sub> emission, g/km <sup>(07)</sup>	178	
	Emission class	EURO 4	
Noise, dB	73		

† Where the law permits.

### Notes.

- 01) The maximum power output figures are quoted in PS (or Pferdestärke, which is the metric equivalent of horsepower). To convert from metric to imperial horsepower, divide the PS figure by 1.0139.
- 02) Figures are calculated in accordance with manufacturer's criteria. Vehicle unladen weight ranges with 90% tank capacity without driver. The individual unladen weight depends on the specification of the vehicle, this then reduces the possible payload accordingly.
- 03) With increasing altitude the engine performance diminishes. From 1,000 m above sea level and for every 1,000 m thereafter 10% of the vehicle/trailer weight (trailer weight + gross vehicle weight) must be deducted.
- 04) Thanks to the knock control, unleaded four star (at least 95 RON) can be used instead of unleaded Super plus. In order to achieve maximum fuel consumption benefits on the FSI engine, Ultra Low Sulphur Petrol (ULSP) must be used.
- 05) The use of RME and FAME (bio diesel) is not possible.
- 06) Official fuel consumption according to EU Directive 99/94. The consumption calculation according to 1999/100/EC is based on the actual unladen weight of the vehicle. Additional specifications can lead to a higher weight class and hence to consumption figures of this higher weight class. The driving style, road and traffic conditions, environmental influences and vehicle condition can in practice lead to consumption figures, which may differ from those calculated with this standard.
- 07) The weight of a vehicle will influence the level of CO<sub>2</sub> emission it produces; as a result, vehicles with higher levels of specification and factory-fitted options may emit higher levels of CO<sub>2</sub>. The CO<sub>2</sub> figure quoted for each vehicle is the maximum possible. The unladen weight of the vehicle is calculated by range at the time of manufacture and the maximum possible CO<sub>2</sub> emission for that weight range is applied according to the Council Directive 80/1268EEC as amended by Commission Directive 1999/100/EC on the approximation of the laws of the member states relating to the carbon dioxide emissions and the fuel consumption of motor vehicles.



## Luna, SE – 1.6 litre FSI 115 PS.

### Technical specification.

		Manual	Automatic
<b>Engine</b>	Engine type	Four cylinder petrol	Four cylinder petrol
	Cubic capacity, ltrs/cc	1.6/1598	1.6/1598
	Bore/stroke, mm	76.5/86.9	76.5/86.9
	Max. output, PS <sup>(01)</sup> /kW at rpm	115/85 6000	115/85 6000
	Max. torque, lbs.ft/Nm at rpm	114/155 4000	114/155 4000
	Compression ratio	12.0 : 1	12.0 : 1
	Gearbox	Six speed manual	Six speed auto
	Alternator, A	110	110
	Battery, A (Ah)	220 (44)	280 (60)
<b>Weights, kgs</b>	Unladen weight <sup>(02)</sup>	1498	1528
	Gross vehicle weight	1930	1960
	Payload <sup>(02)</sup>	432	432
	Axle load limit: Front Rear	1010 970	1040 970
<b>Trailer load limits, kgs<sup>(03)</sup></b>	Braked 12% incline	1200	1200
	Unbraked	690	710
<b>Performance</b>	Top speed†, mph (km/h)	117 (189)	116 (186)
	Acceleration, secs 0 - 62 mph	11.8	12.5
	ABI insurance group	7	7
<b>Environmental information</b>	Fuel grade, minimum	Unleaded, 95 RON <sup>(04)</sup>	Unleaded, 95 RON <sup>(04)</sup>
	Fuel tank capacity, galls/ltrs	12.1/55	12.1/55
	Official fuel consumption, mpg/ltr per 100 km <sup>(06)</sup>		
	Urban	28.8/9.8	26.4/10.7
	Extra-urban	47.1/6.0	43.5/6.5
	Combined	38.2/7.4	34.9/8.1
	Official CO <sub>2</sub> emission, g/km <sup>(07)</sup>	178	194
	Emission class	EURO 4	EURO 4
Noise, dB	73.0	70.0	

† Where the law permits.

### Notes.

- 01) The maximum power output figures are quoted in PS (or Pferdestärke, which is the metric equivalent of horsepower). To convert from metric to imperial horsepower, divide the PS figure by 1.0139.
- 02) Figures are calculated in accordance with manufacturer's criteria. Vehicle unladen weight ranges with 90% tank capacity without driver. The individual unladen weight depends on the specification of the vehicle, this then reduces the possible payload accordingly.
- 03) With increasing altitude the engine performance diminishes. From 1,000 m above sea level and for every 1,000 m thereafter 10% of the vehicle/trailer weight (trailer weight + gross vehicle weight) must be deducted.
- 04) Thanks to the knock control, unleaded four star (at least 95 RON) can be used instead of unleaded Super plus. In order to achieve maximum fuel consumption benefits on the FSI engine, Ultra Low Sulphur Petrol (ULSP) must be used.
- 05) The use of RME and FAME (bio diesel) is not possible.
- 06) Official fuel consumption according to EU Directive 99/94. The consumption calculation according to 1999/100/EC is based on the actual unladen weight of the vehicle. Additional specifications can lead to a higher weight class and hence to consumption figures of this higher weight class. The driving style, road and traffic conditions, environmental influences and vehicle condition can in practice lead to consumption figures, which may differ from those calculated with this standard.
- 07) The weight of a vehicle will influence the level of CO<sub>2</sub> emission it produces; as a result, vehicles with higher levels of specification and factory-fitted options may emit higher levels of CO<sub>2</sub>. The CO<sub>2</sub> figure quoted for each vehicle is the maximum possible. The unladen weight of the vehicle is calculated by range at the time of manufacture and the maximum possible CO<sub>2</sub> emission for that weight range is applied according to the Council Directive 80/1268EEC as amended by Commission Directive 1999/100/EC on the approximation of the laws of the member states relating to the carbon dioxide emissions and the fuel consumption of motor vehicles.

## Sport – 1.4 litre TSI 140 PS.

### Technical specification.

		Manual	
<b>Engine</b>	Engine type	Four cylinder petrol	
	Cubic capacity, ltrs/cc	1.4/1390	
	Bore/stroke, mm	76.5/75.6	
	Max. output, PS <sup>(01)</sup> /kW at rpm	140/103 5600	
	Max. torque, lbs.ft/Nm at rpm	162/220 1500	
	Compression ratio	10.0 : 1	
	Gearbox	Six speed manual	
	Alternator, A	110	
	Battery, A (Ah)	220 (44)	
<b>Weights, kgs</b>	Unladen weight <sup>(02)</sup>	1554	
	Gross vehicle weight	1990	
	Payload <sup>(02)</sup>	436	
	Axle load limit: Front	1060	
	Rear	980	
<b>Trailer load limits, kgs<sup>(03)</sup></b>	Braked 12% incline	1400	
	Unbraked	720	
<b>Performance</b>	Top speed†, mph (km/h)	125 (202)	
	Acceleration, secs 0 - 62 mph	9.3	
	ABI insurance group	12	
<b>Environmental information</b>	Fuel grade, minimum	Unleaded, 95 RON <sup>(04)</sup>	
	Fuel tank capacity, galls/ltrs	12.1/55	
	Official fuel consumption, mpg/ltr per 100 km <sup>(06)</sup>		
	Urban	28.8/9.8	
	Extra-urban	46.3/6.1	
	Combined	38.2/7.4	
	Official CO <sub>2</sub> emission, g/km <sup>(07)</sup>	174	
	Emission class	EURO 4	
Noise, dB	74		

† Where the law permits.

### Notes.

- 01) The maximum power output figures are quoted in PS (or Pferdestärke, which is the metric equivalent of horsepower). To convert from metric to imperial horsepower, divide the PS figure by 1.0139.
- 02) Figures are calculated in accordance with manufacturer's criteria. Vehicle unladen weight ranges with 90% tank capacity without driver. The individual unladen weight depends on the specification of the vehicle, this then reduces the possible payload accordingly.
- 03) With increasing altitude the engine performance diminishes. From 1,000 m above sea level and for every 1,000 m thereafter 10% of the vehicle/trailer weight (trailer weight + gross vehicle weight) must be deducted.
- 04) Thanks to the knock control, unleaded four star (at least 95 RON) can be used instead of unleaded Super plus. In order to achieve maximum fuel consumption benefits on the FSI engine, Ultra Low Sulphur Petrol (ULSP) must be used.
- 05) The use of RME and FAME (bio diesel) is not possible.
- 06) Official fuel consumption according to EU Directive 99/94. The consumption calculation according to 1999/100/EC is based on the actual unladen weight of the vehicle. Additional specifications can lead to a higher weight class and hence to consumption figures of this higher weight class. The driving style, road and traffic conditions, environmental influences and vehicle condition can in practice lead to consumption figures, which may differ from those calculated with this standard.
- 07) The weight of a vehicle will influence the level of CO<sub>2</sub> emission it produces; as a result, vehicles with higher levels of specification and factory-fitted options may emit higher levels of CO<sub>2</sub>. The CO<sub>2</sub> figure quoted for each vehicle is the maximum possible. The unladen weight of the vehicle is calculated by range at the time of manufacture and the maximum possible CO<sub>2</sub> emission for that weight range is applied according to the Council Directive 80/1268EEC as amended by Commission Directive 1999/100/EC on the approximation of the laws of the member states relating to the carbon dioxide emissions and the fuel consumption of motor vehicles.



## Luna – 1.9 litre TDI 90 PS.

### Technical specification.

		Manual	
<b>Engine</b>	Engine type	Four cylinder diesel	
	Cubic capacity, ltrs/cc	1.9/1896	
	Bore/stroke, mm	79.5/95.5	
	Max. output, PS <sup>(01)</sup> /kW at rpm	90/66 4000	
	Max. torque, lbs.ft/Nm at rpm	155/210 1800	
	Compression ratio	19.0 : 1	
	Gearbox	Five speed manual	
	Alternator, A	140	
	Battery, A (Ah)	330 (61)	
<b>Weights, kgs</b>	Unladen weight <sup>(02)</sup>	1572	
	Gross vehicle weight	2000	
	Payload <sup>(02)</sup>	428	
	Axle load limit: Front	1080	
	Rear	970	
<b>Trailer load limits, kgs<sup>(03)</sup></b>	Braked 12% incline	1400	
	Unbraked	660	
<b>Performance</b>	Top speed†, mph (km/h)	107 (173)	
	Acceleration, secs 0 - 62 mph	13.5	
	ABI insurance group	5	
<b>Environmental information</b>	Fuel grade, minimum	Diesel <sup>(05)</sup>	
	Fuel tank capacity, galls/ltrs	12.1/55	
	Official fuel consumption, mpg/ltr per 100 km <sup>(06)</sup>		
	Urban	39.8/7.1	
	Extra-urban	58.9/4.8	
	Combined	50.4/5.6	
	Official CO <sub>2</sub> emission, g/km <sup>(07)</sup>	151	
	Emission class	EURO 4	
Noise, dB	73.0		

† Where the law permits.

### Notes.

- 01) The maximum power output figures are quoted in PS (or Pferdestärke, which is the metric equivalent of horsepower). To convert from metric to imperial horsepower, divide the PS figure by 1.0139.
- 02) Figures are calculated in accordance with manufacturer's criteria. Vehicle unladen weight ranges with 90% tank capacity without driver. The individual unladen weight depends on the specification of the vehicle, this then reduces the possible payload accordingly.
- 03) With increasing altitude the engine performance diminishes. From 1,000 m above sea level and for every 1,000 m thereafter 10% of the vehicle/trailer weight (trailer weight + gross vehicle weight) must be deducted.
- 04) Thanks to the knock control, unleaded four star (at least 95 RON) can be used instead of unleaded Super plus. In order to achieve maximum fuel consumption benefits on the FSI engine, Ultra Low Sulphur Petrol (ULSP) must be used.
- 05) The use of RME and FAME (bio diesel) is not possible.
- 06) Official fuel consumption according to EU Directive 99/94. The consumption calculation according to 1999/100/EC is based on the actual unladen weight of the vehicle. Additional specifications can lead to a higher weight class and hence to consumption figures of this higher weight class. The driving style, road and traffic conditions, environmental influences and vehicle condition can in practice lead to consumption figures, which may differ from those calculated with this standard.
- 07) The weight of a vehicle will influence the level of CO<sub>2</sub> emission it produces; as a result, vehicles with higher levels of specification and factory-fitted options may emit higher levels of CO<sub>2</sub>. The CO<sub>2</sub> figure quoted for each vehicle is the maximum possible. The unladen weight of the vehicle is calculated by range at the time of manufacture and the maximum possible CO<sub>2</sub> emission for that weight range is applied according to the Council Directive 80/1268EEC as amended by Commission Directive 1999/100/EC on the approximation of the laws of the member states relating to the carbon dioxide emissions and the fuel consumption of motor vehicles.

## Luna, SE – 1.9 litre TDI 105 PS.

### Technical specification.

		Manual	Automatic
<b>Engine</b>	Engine type	Four cylinder diesel	Four cylinder diesel
	Cubic capacity, ltrs/cc	1.9/1896	1.9/1896
	Bore/stroke, mm	79.5/95.5	79.5/95.5
	Max. output, PS <sup>(01)</sup> /kW at rpm	105/77 4000	105/77 4000
	Max. torque, lbs.ft/Nm at rpm	184/250 1900	184/250 1900
	Compression ratio	19.0 : 1	19.0 : 1
	Gearbox	Five speed manual	Six speed auto DSG*
	Alternator, A	140	140
	Battery, A (Ah)	330 (61)	330 (61)
<b>Weights, kgs</b>	Unladen weight <sup>(02)</sup>	1572	1598
	Gross vehicle weight	2000	2030
	Payload <sup>(02)</sup>	428	432
	Axle load limit: Front	1080	1110
	Rear	970	970
<b>Trailer load limits, kgs<sup>(03)</sup></b>	Braked 12% incline	1400	1400
	Unbraked	730	730
<b>Performance</b>	Top speed†, mph (km/h)	114 (183)	112 (181)
	Acceleration, secs 0 - 62 mph	11.9	11.8
	ABI insurance group	7	7
<b>Environmental information</b>	Fuel grade, minimum	Diesel <sup>(05)</sup>	Diesel <sup>(05)</sup>
	Fuel tank capacity, galls/ltrs	12.1/55	12.1/55
	Official fuel consumption, mpg/ltr per 100 km <sup>(06)</sup>		
	Urban	39.8/7.1	36.2/7.8
	Extra-urban	58.9/4.8	55.4/5.1
	Combined	50.4/5.6	46.3/6.1
	Official CO <sub>2</sub> emission, g/km <sup>(07)</sup>	151	165
	Emission class	EURO 4	EURO 4
Noise, dB	72.0	71.0	

\* Six speed auto DSG gearbox only available on SE models.

† Where the law permits.

### Notes.

- 01) The maximum power output figures are quoted in PS (or Pferdestärke, which is the metric equivalent of horsepower). To convert from metric to imperial horsepower, divide the PS figure by 1.0139.
- 02) Figures are calculated in accordance with manufacturer's criteria. Vehicle unladen weight ranges with 90% tank capacity without driver. The individual unladen weight depends on the specification of the vehicle, this then reduces the possible payload accordingly.
- 03) With increasing altitude the engine performance diminishes. From 1,000 m above sea level and for every 1,000 m thereafter 10% of the vehicle/trailer weight (trailer weight + gross vehicle weight) must be deducted.
- 04) Thanks to the knock control, unleaded four star (at least 95 RON) can be used instead of unleaded Super plus. In order to achieve maximum fuel consumption benefits on the FSI engine, Ultra Low Sulphur Petrol (ULSP) must be used.
- 05) The use of RME and FAME (bio diesel) is not possible.
- 06) Official fuel consumption according to EU Directive 99/94. The consumption calculation according to 1999/100/EC is based on the actual unladen weight of the vehicle. Additional specifications can lead to a higher weight class and hence to consumption figures of this higher weight class. The driving style, road and traffic conditions, environmental influences and vehicle condition can in practice lead to consumption figures, which may differ from those calculated with this standard.
- 07) The weight of a vehicle will influence the level of CO<sub>2</sub> emission it produces; as a result, vehicles with higher levels of specification and factory-fitted options may emit higher levels of CO<sub>2</sub>. The CO<sub>2</sub> figure quoted for each vehicle is the maximum possible. The unladen weight of the vehicle is calculated by range at the time of manufacture and the maximum possible CO<sub>2</sub> emission for that weight range is applied according to the Council Directive 80/1268EEC as amended by Commission Directive 1999/100/EC on the approximation of the laws of the member states relating to the carbon dioxide emissions and the fuel consumption of motor vehicles.



## Sport – 2.0 litre TDI 140 PS.

### Technical specification.

		Manual	Automatic
<b>Engine</b>	Engine type	Four cylinder diesel	Four cylinder diesel
	Cubic capacity, ltrs/cc	2.0/1968	2.0/1968
	Bore/stroke, mm	81.0/95.5	81.0/95.5
	Max. output, PS <sup>(01)</sup> /kW at rpm	140/103 4000	140/103 4000
	Max. torque, lbs.ft/Nm at rpm	236/320 1750	236/320 1750
	Compression ratio	18.5 : 1	18.5 : 1
	Gearbox	Six speed manual	Six speed auto DSG
	Alternator, A	140	140
	Battery, A (Ah)	330 (61)	330 (61)
<b>Weights, kgs</b>	Unladen weight <sup>(02)</sup>	1603	1618
	Gross vehicle weight	2030	2050
	Payload <sup>(02)</sup>	427	432
	Axle load limit: Front	1110	1130
	Rear	970	970
<b>Trailer load limits, kgs<sup>(03)</sup></b>	Braked 12% incline	1400	1400
	Unbraked	750	750
<b>Performance</b>	Top speed†, mph (km/h)	125 (202)	124 (200)
	Acceleration, secs 0 - 62 mph	9.7	9.7
	ABI insurance group	13	13
<b>Environmental information</b>	Fuel grade, minimum	Diesel <sup>(05)</sup>	Diesel <sup>(05)</sup>
	Fuel tank capacity, galls/ltrs	12.1/55	12.1/55
	Official fuel consumption, mpg/ltr per 100 km <sup>(06)</sup>		
	Urban	37.2/7.6	34.0/8.3
	Extra-urban	57.6/4.9	53.3/5.3
	Combined	47.9/5.9	44.8/6.3
	Official CO <sub>2</sub> emission, g/km <sup>(07)</sup>	159	170
	Emission class	EURO 4	EURO 4
Noise, dB	73.0	69.0	

† Where the law permits.

### Notes.

- 01) The maximum power output figures are quoted in PS (or Pferdestärke, which is the metric equivalent of horsepower). To convert from metric to imperial horsepower, divide the PS figure by 1.0139.
- 02) Figures are calculated in accordance with manufacturer's criteria. Vehicle unladen weight ranges with 90% tank capacity without driver. The individual unladen weight depends on the specification of the vehicle, this then reduces the possible payload accordingly.
- 03) With increasing altitude the engine performance diminishes. From 1,000 m above sea level and for every 1,000 m thereafter 10% of the vehicle/trailer weight (trailer weight + gross vehicle weight) must be deducted.
- 04) Thanks to the knock control, unleaded four star (at least 95 RON) can be used instead of unleaded Super plus. In order to achieve maximum fuel consumption benefits on the FSI engine, Ultra Low Sulphur Petrol (ULSP) must be used.
- 05) The use of RME and FAME (bio diesel) is not possible.
- 06) Official fuel consumption according to EU Directive 99/94. The consumption calculation according to 1999/100/EC is based on the actual unladen weight of the vehicle. Additional specifications can lead to a higher weight class and hence to consumption figures of this higher weight class. The driving style, road and traffic conditions, environmental influences and vehicle condition can in practice lead to consumption figures, which may differ from those calculated with this standard.
- 07) The weight of a vehicle will influence the level of CO<sub>2</sub> emission it produces; as a result, vehicles with higher levels of specification and factory-fitted options may emit higher levels of CO<sub>2</sub>. The CO<sub>2</sub> figure quoted for each vehicle is the maximum possible. The unladen weight of the vehicle is calculated by range at the time of manufacture and the maximum possible CO<sub>2</sub> emission for that weight range is applied according to the Council Directive 80/1268EEC as amended by Commission Directive 1999/100/EC on the approximation of the laws of the member states relating to the carbon dioxide emissions and the fuel consumption of motor vehicles.

## The technology.

### Transmission

- Front wheel drive through asbestos-free single-plate dry clutch. Hydraulic clutch-mechanism. Five/six speed gearbox with double joint half axles

#### Manual:

- Five speed: 1.4 litre 80 PS, 1.9 litre TDI 90 PS, 1.9 litre TDI 105 PS
- Six speed: 1.4 litre TSI 140 PS, 1.6 litre FSI 115 PS, 2.0 litre TDI 140 PS

#### Automatic:

- Six speed: 1.6 litre FSI 115 PS
- Six speed DSG: 1.9 litre TDI 105 PS, 2.0 litre TDI 140 PS

### Brakes

- Electronically controlled Anti-lock Braking System (ABS) with Electronic Brake-pressure Distribution (EBD)
- Diagonal twin-circuit brake system with inner-ventilated front disc brakes and rear disc brakes
- Asbestos-free brake pads

### Steering

- Electro-mechanical steering rack
- Collapsible safety steering column, height and lengthways adjustable

### Running gear

- Electronic Stabilisation Programme (ESP) including Electronic Differential Lock (EDL)
- Front suspension through coil springs with telescopic shock absorbers, all elements integrated in chassis legs

### Running gear (continued)

- Rear suspension with gas pressure shock absorbers and separate springs
- Wheel control: front through chassis legs and (lower) triangular wishbones (directionally stabilising steering roll radius)
- Wheel control: rear through four-link suspension with independent wheel suspension
- Front and rear anti-roll bar

### Engines


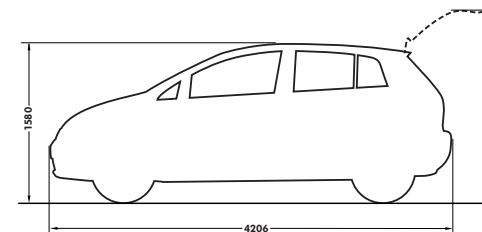
- Front transverse-installed engine
- 1.4 litre/80 PS <sup>(01)</sup> (59 kW) petrol engine: TBA
- 1.6 litre/115 PS <sup>(01)</sup> (85 kW) petrol engine: four cylinder in-line engine, aluminium engine block, four valves per cylinder with roller valve lever drive, electronic direct injection (FSI), programmed ignition with cylinder-selective anti-knock control, four single spark ignition coils, longlife spark plugs, exhaust gas recirculation, three-way front catalyst, lambda control, NOx catalyst
- 1.4 litre/140 PS <sup>(01)</sup> (103 kW) petrol engine: TBA
- 1.9 litre/90 PS <sup>(01)</sup> (66 kW) diesel engine: four cylinder in-line engine, two valves per cylinder, electronically controlled direct injection with 'Pumpe Düse' injection system, oil cooler, intercooler, exhaust gas recirculation, oxidation catalyst, turbocharger with variable turbine geometry

### Engines (continued)

- 1.9 litre/105 PS <sup>(01)</sup> (77 kW) diesel engine: four cylinder in-line engine, two valves per cylinder, electronically controlled direct injection with pump injector unit, oil cooler, intercooler, exhaust gas recirculation, oxidation catalyst, turbocharger with variable turbine geometry
- 2.0 litre/140 PS <sup>(01)</sup> (103 kW) diesel engine: four cylinder in-line engine, four valves per cylinder, electronically controlled direct injection with pump injector unit, oil cooler, intercooler, exhaust gas recirculation, oxidation catalyst, turbocharger with variable turbine geometry

## Dimensions.

<b>Maximum luggage capacity, cu.ft (litres) VDA measuring method using 200 x 100 x 50 mm blocks</b>	With rear seat upright (depends on position of sliding seats)	13.9-17.8 (395-505)
	With rear seat folded	51.2 (1450)
<b>Exterior dimensions</b>	Length, mm	4206
	Width – excluding door mirrors, mm	1759
	Width – opened front/back doors, mm	3638/3646
	Height, mm	1580
	Height – opened bonnet/floor, mm	1804
	Height – opened tailgate/floor, mm	2076
	Wheelbase, mm	2578





## Volkswagen service for your peace of mind.

### The Volkswagen Warranty.

#### Three-year Warranty.

All Volkswagen Golf Plus' come with a three-year/60,000 miles warranty, which protects your car against the failure of most mechanical and electrical components due to manufacturing defects. This comprises a two-year manufacturer's warranty with unlimited mileage plus a further one-year/60,000 miles (whichever is soonest) Retailer Warranty. Should the mileage exceed 60,000 miles within the first two years, the manufacturer's two-year warranty will still be valid. If an additional warranty for subsequent years or higher mileage is desired, it may be purchased from an authorised Volkswagen retailer or repairer; however, this additional warranty must be purchased before the mileage reaches 60,000. Full details of the three-year warranty are available from your authorised Volkswagen retailer or repairer.

#### Three-year Paint Warranty.

The paintwork of the Golf Plus is covered against manufacturing defects for a period of three years. Naturally, the Golf Plus must be cared for in compliance with the operating instructions which will be found in your vehicle handbook. Please consult your authorised Volkswagen retailer or repairer for full warranty details.

#### 12-year Body Protection Warranty.

The internal body sections and panels of the Golf Plus' are covered against rusting through from the inside for 12 years. Naturally, the Golf Plus must be cared for in compliance with the operating instructions. Please consult your authorised Volkswagen retailer or repairer for full warranty details.

#### Service Intervals.

Volkswagen are pleased to offer you a choice on how your Golf Plus is serviced. The appropriate selection is entirely dependent on how the car is likely to be driven and its general use. To help you identify which type of service would be most suitable, please refer to the following guide.

The Time and Distance Service is recommended for vehicles that will cover less than 10,000 miles in 12 months and if the vehicle is likely to be used in the following way:

- Predominantly urban driving, short journeys with frequent cold starts.
- Activities regularly producing high engine loading, e.g. frequent hill climbs, driving with vehicle fully loaded and towing.
- Uneconomical driving style using high rpms with heavy acceleration and heavy braking.

The service intervals for the Time and Distance Service are as follows:

- Oil change service Every 10,000 miles/1 year (whichever is soonest).
- Interval service Every 20,000 miles/2 years (whichever is soonest).
- Interval service inspection Every 40,000 miles/4 years (whichever is soonest).

#### Service Intervals (continued).

The LongLife Service is recommended for vehicles with a daily mileage of more than 25 miles where the vehicle is driven regularly mainly on longer distance journeys. The vehicle is driven mainly at a constant speed with minimum vehicle and engine loading, minimal towing and driven in an economical manner.

With the LongLife Service the vehicle can cover anywhere between 10,000\* and a maximum of 20,000\* miles or 24 months (whichever is soonest). \* Please note that mileages are approximate as the service indicator system uses kilometres as the distance measurement. Please consult your authorised Volkswagen retailer or repairer for advice and full details.

#### Approved Accessories.

A comprehensive range of accessories from alloy wheels to carpet mats is available to complement the factory-fitted option list. Volkswagen Approved accessories purchased from and fitted by your authorised Volkswagen retailer at the point of vehicle sale will also benefit from the three-year vehicle warranty.

#### Volkswagen Insurance.

Competitive insurance premiums are available to Volkswagen owners through Volkswagen Insurance Service (Great Britain) Limited. Volkswagen Insurance guarantees that all repair work is undertaken by an authorised Volkswagen retailer or repairer. For a quotation, telephone Linkline on 0845 600 8006.

#### Extended Warranty.

You may purchase additional protection from your authorised Volkswagen retailer or repairer, or contact 0870 9000 115.

#### Volkswagen Finance†.

Volkswagen Finance specialises in providing funding solutions for Volkswagen drivers. Whether your Volkswagen is for private or business use, you can choose from a range of funding options.

Here is our full range of finance products:

- New Solutions – a personal contract plan
- Hire purchase
- Lease purchase
- Finance lease
- Contract hire

With all of our finance products you can choose one of our fixed-cost maintenance plans designed to help you budget accurately.

No matter what finance product you choose, your local Volkswagen retailer will be able to provide you with a personalised quote that could meet your budget and vehicle needs.

#### Volkswagen Assistance.

Every new car is registered for Volkswagen Assistance for one year. This provides vehicle recovery in the unlikely event of a breakdown (subject to conditions). Volkswagen Assistance can also be purchased for subsequent years. For full details, please contact your authorised Volkswagen retailer.

#### Tax Free Sales.

For full details, please contact your authorised Volkswagen retailer.

#### CO<sub>2</sub> Emission.

The weight of a vehicle will influence the level of CO<sub>2</sub> emission it produces; as a result, vehicles with higher levels of specification and factory-fitted options may emit higher levels of CO<sub>2</sub>.

The CO<sub>2</sub> figure quoted for each vehicle is the maximum possible. The unladen weight of the vehicle is calculated by range at the time of manufacture and the maximum possible CO<sub>2</sub> emission for that weight range is applied according to the Council Directive 80/1268EEC as amended by Commission Directive 1999/100/EC on the approximation of the laws of the member states relating to the carbon dioxide emissions and the fuel consumption of motor vehicles.

**Please Note:** Some illustrations in this brochure do not necessarily reflect UK specifications and may not be available. In particular, controls and some items of equipment are positioned differently for the UK.

The specifications contained in this brochure are for information purposes only and are subject to change. If you require any specific feature, you must consult your authorised Volkswagen retailer who is regularly updated with any change in specification. Please check model availability and full specification details with your authorised Volkswagen retailer prior to ordering.

Note: We would like to advise you that telephone calls to Volkswagen Customer Care may be monitored and recorded as part of our training and quality assurance processes. All our monitoring and recording processes meet Ofcom regulations.

† Volkswagen Finance is a trading name of Volkswagen Financial Services (UK) Limited. An offer of finance depends on certain conditions. Available to people over 18 in the UK only.