

May 2009



Commercial  
Vehicles

# Passenger carriers



## Welcome.

Over the years, we've worked hard to establish Volkswagen Commercial Vehicles as a dependable, well-respected Brand. There is an indefinable robustness that distinguishes both our products and our organisation from others. It's founded in the twin reality of premium quality vehicles on the road, and down-to-earth assistance in our day-to-day dealings with our customers. We want you to have the confidence that wherever you are, whatever business you're in, Volkswagen can be relied on to deliver.

But we're not complacent. We are still working to improve our network of Van Centres, the product range, and of course, the level of customer care. We want to help you find the right vehicle for your business, and the right level of support for you. So if you need assistance, please, just ask.

## Contents.



**02 - 07**  
Welcome to Volkswagen Commercial Vehicles, introduction and importantly your quick reference guide.



**08 - 13**  
The passenger carrier range – which model is for me?



**14 - 15**  
A summary of the passenger carrying vehicles in our range.



**16 - 25**  
The Volkswagen Caddy Maxi window van, standard specifications, prices, factory options and technical data.



**26 - 35**  
The Volkswagen Caddy Maxi Life, standard specifications, prices, factory options and technical data.




**36 - 51**  
The Volkswagen Transporter window van, standard specifications, prices, factory options and technical data.



**52 - 63**  
The Volkswagen Transporter shuttle, standard specifications, prices, factory options and technical data.




**64 - 77**  
The Volkswagen Crafter window van, standard specifications, prices, factory options and technical data.



**78 - 81**  
Paint and upholstery for the passenger carrying vehicles range and a comprehensive choice of Volkswagen Commercial Vehicle accessories.



**82 - 87**  
Services, warranties, our dedicated Van Centre network and a useful 'build your vehicle' removable fold out sheet.



## Introduction.

Fold out for your quick reference guide.

## Passenger carriers quick reference guide.

Model and price guide*	Seats available	Side sliding doors as standard	Fuel consumption** mpg (l/100km)	CO <sub>2</sub> emissions (g/km)
<b>Caddy Maxi window van</b> £13,250.00 – £15,050.00		2	<b>34.0 (8.3)</b> to <b>52.3 (5.4)</b>	<b>164</b> to <b>182</b>
<b>Caddy Maxi Life</b> £13,530.00 – £15,247.39		2	<b>34.0 (8.3)</b> to <b>52.3 (5.4)</b>	<b>164</b> to <b>182</b>
<b>Transporter short wheelbase with low roof</b> £15,730.00 – £19,070.00		1	<b>29.7 (9.5)</b> to <b>37.2 (8.0)</b>	<b>211</b> to <b>251</b>
<b>Transporter shuttle S short wheelbase</b> £18,940.00 – £20,935.00		2	<b>29.7 (9.5)</b> to <b>35.3 (8.0)</b>	<b>211</b> to <b>251</b>
<b>Transporter shuttle SE short wheelbase</b> £21,110.00 – £23,865.00		2	<b>29.7 (9.5)</b> to <b>35.3 (8.0)</b>	<b>211</b> to <b>251</b>
<b>Transporter short wheelbase with optional medium roof</b> £16,130.00 – £19,555.00		1	<b>29.7 (9.5)</b> to <b>37.2 (8.0)</b>	<b>211</b> to <b>251</b>
<b>Transporter long wheelbase with low roof</b> £17,380.00 – £21,130.00		1	<b>29.7 (9.5)</b> to <b>35.3 (8.0)</b>	<b>211</b> to <b>251</b>
<b>Transporter shuttle S long wheelbase</b> £19,490.00 – £21,485.00		2	<b>29.7 (9.5)</b> to <b>35.3 (8.0)</b>	<b>211</b> to <b>251</b>
<b>Transporter shuttle SE long wheelbase</b> £21,660.00 – £24,415.00		2	<b>29.7 (9.5)</b> to <b>35.3 (8.0)</b>	<b>211</b> to <b>251</b>
<b>Transporter long wheelbase with optional medium roof</b> £17,780.00 – £21,615.00		1	<b>29.7 (9.5)</b> to <b>35.3 (8.0)</b>	<b>211</b> to <b>251</b>
<b>Transporter long wheelbase with optional high roof</b> £18,210.00 – £22,075.00		1	<b>32.5 (8.6)</b> to <b>34.4 (8.2)</b>	<b>217</b> to <b>229</b>
<b>Crafter medium wheelbase with optional low roof</b> £22,550.00 – £25,410.00		1	-	-
<b>Crafter medium wheelbase with high roof</b> £23,350.00 – £26,210.00		1	<b>20.2 (14.0)</b> to <b>35.8 (7.9)</b>	<b>255</b> to <b>267</b>
<b>Crafter long wheelbase with high roof</b> £24,170.00 – £27,030.00		1	<b>20.2 (14.0)</b> to <b>35.8 (7.9)</b>	<b>255</b> to <b>267</b>



Fuel consumption and CO<sub>2</sub> emissions figures are not available for vehicles with optional roof heights.

\* Prices exclude VAT, OTR package and optional equipment other than seat packs and/or roof packs where applicable.

\*\* Fuel consumption figures are combined urban and extra urban at constant 56mph (90km/h). With 50% payload and 60 litre fuel capacity Caddy Maxi models or 80 litre fuel capacity all other models.



## Introduction.

Transporting passengers is a specialist business, and there are a number of basic questions you'll need to answer before you start.

How many seats will you need? What level of comfort do you require? How important is fuel consumption? What about servicing, warranties, available accessories and of course, finance options?

All these, and many other questions, need to be answered before you can make an informed decision. One that's right for your business. And because the Volkswagen Commercial Vehicle range gives you such a wide choice, you're sure to get exactly what you need.

This brochure aims to make that process as easy as possible. We suggest you keep the 'Quick reference guide' and 'Build your vehicle' pages open as you browse to help you in your choice. So let's go to work...

Image shows a Crafter with optional fog lights and 16" alloy wheels.





## The Volkswagen passenger carrier range.

What a range it is! For starters, we're the only manufacturer with an automatic gearbox on a diesel engine available across the whole of the range. Not only that, but we have a whole host of engine options, seating options, equipment options and so on. But which one is the right vehicle to choose from such a wide range? After all we have everything from the flexible Caddy Maxi window van to the elegant Caddy Maxi Life, the comfortable, yet practical Transporter to the spacious Crafter window vans and the luxury of the Transporter shuttle models, and all with different seating configurations, comfort levels and accessibility options.

Dependability is built into the very fabric of the Volkswagen Commercial Vehicles' offering. So is quality. So you don't have to worry about it – you can be absolutely certain that whichever model you finally choose, it'll do the job, day in, day out.

So here are a few of the benefits that come as standard:

- UK-wide Van Centre network support
- Finance options tailored to suit your business
- Seating layouts allowing from 2 to 9 seats
- Wheelchair accessibility options through the Engineered for you™ scheme
- Value-for-money parts
- LongLife servicing
- Free 3-year Volkswagen Roadside Assistance
- Wide range of accessories for all models
- High residual values\*.

\* According to industry influencers.





## So which model is for me?

You probably already know roughly how many passengers you need to carry. What level of service are you offering – executive transfer, taxi, or minibus? If you're a fleet manager, then you'll probably need a variety of options!

Remember though that there is some cross-over between the ranges, and for example, the Caddy Maxi window van may be more than equal to your needs as the smallest Transporter, whilst the smallest Crafter may be more suitable than the biggest Transporter, and of course the Transporter window van with optional kombi pack has a practical mix of passenger and load-carrying capability. The 'Quick reference guide' on page 5 will come in handy.

If you want to carry more than 8 passengers plus driver, then ask at your nearest Van Centre about the Engineered for you™ scheme of Accredited Converters. This brochure only covers standard passenger-carrying vehicles. There are separate brochures available for our panel van and chassis and double cab ranges. There is also an accessories brochure for you to further enhance your van. In addition, there is also a Caravelle brochure and price list.

Now let's take a more detailed look at each model in the passenger-carrying range so you can begin to make your choice...



## Safety is a priority.

Your safety is such a vital factor that it is built-in, both with the integral construction of the vehicles, and in the features we include to protect the occupants. A long list of safety and security features applies to every vehicle, but may vary according to model specifications.

Features such as the 4MOTION® all-wheel drive system to maintain traction in poor driving conditions, front and rear parking sensors, and anti-theft protection for added security, all offer particular assistance and protection when you're out on the road. Passive safety features include a driver's airbag which is standard across the range with the option of passenger, side and curtain airbags.









These are some of the safety features available, but please refer to particular model specifications for which feature is available on which model:








- ABS\*
- TCS\*
- EBC\*
- EBD\*
- Driver and passenger airbags
- Side and curtain airbags
- Third brake light
- Automatic hazard lights activation under emergency braking standard on Crafter.


Add to all these independent suspension, stable road holding and responsive engines and you can be sure that you'll be as safe as we can make you. The rest is up to you!



## Summary of the Volkswagen passenger carrier range.

Model	Gross vehicle weight up to kg	Wheelbase mm			
<b>Caddy Maxi window van.</b>					
C20	2,360	3,002			
<b>Caddy Maxi Life.</b>					
C20	2,370	3,002			
Model	Gross vehicle weight kg	Wheelbase mm	Window van low roof	Window van medium roof	Window van high roof
<b>Transporter.</b>					
T30	3,000	3,000			
T32	3,200	3,000			
		3,400			

Model	Gross vehicle weight kg	Wheelbase mm			
<b>Transporter shuttle.</b>					
Shuttle S	3,000	3,000			
		3,400			
Shuttle SE	3,000	3,000			
		3,400			
Model	Gross vehicle weight kg	Wheelbase mm	Window van low roof	Window van high roof	
<b>Crafter.</b>					
CR35	3,500	3,665			
		4,325			

 Indicates models fitted with optional equipment.

## The Volkswagen Caddy Maxi window van.



When you need plenty of room for passengers and load alike the Caddy Maxi window van is the ideal solution.

With an interior that is built to withstand the rigours of daily use, its flexible design allows comfortable seating for up to five whilst extra load space can be created quickly and easily by simply folding the rear seats forward. This transformation increases the generous 1.6m<sup>3</sup> load space to a cavernous 3.9m<sup>3</sup> to accommodate whatever you have to throw at it.

And with a choice of two powerful and economical 'Pumpe Duese' (PD) diesel engines, the Caddy Maxi window van will cruise effortlessly on the motorway and be frugal around town.

Access to the rear seating for your passengers couldn't be easier as the Caddy Maxi window van boasts two wide side sliding doors. Getting your load in and out couldn't be easier either as entry to the rear is gained through a large tailgate. And to make sure your load is safe and secure there are four lashing rings provided.

If carrying both passengers and load is your priority, the Kombi pack option is an ideal choice, adding solid rear side panels for added security. See image 02 on the right and the factory options list for details.

The Caddy Maxi window van boasts a host of features (including a CD player as standard) that are too many to mention here, that makes it a pleasure to drive.

A full list of all these features can be found on the following pages, but this is an overview of what the Caddy has to offer:

- Load volume up to 3.9m<sup>3</sup>
- Payload up to 713kg
- Large tailgate
- 700mm wide sliding side doors, left and right
- Seats up to five including driver
- Choice of two diesel engines
- ABS\*, EBC\*, EBD\* and TCS\*.

\* Please refer to the glossary on page 85 of this brochure.



Image 01 shows optional 16" alloy wheels, front fog lights and towbar.  
Image 02 shows optional Kombi pack and 16" alloys.



# Volkswagen Caddy Maxi window van standard specifications.

## Body.

- 60 litre lockable fuel tank
- Black wheel centre caps
- Externally adjustable exterior mirrors:
  - Aspherical on driver's side
  - Convex on passenger's side
- Front and rear towing eyes
- Grey bumpers
- Heat reflective glass
- Jack and tool kit with steel spare wheel
- Partially galvanised all-steel body
- Roof load rack preparation
- Side sliding door on left and right
- Tailgate with heated rear window and wash/wipe

## Interior.

- Cab area:**
  - 2 folding and pivoting sun visors
  - Carpet floor covering
  - Driver's seat with height, reach and rake adjustment
  - 'Fifty-five' art grey fabric seat covers
  - Grab handles on roof frame
  - Interior light in headliner
- Passenger seat with reach and rake adjustment
- Storage:
  - 2 storage trays in dash panel
  - 4 drinks holders and storage compartment in centre console
  - Open glove compartment
  - Overhead storage
- Rear:**
  - 2 door-activated interior lights
  - 3 seat bench split/folding
  - Carpet floor covering
  - Interior roof trim in hardboard

## Functional.

- 12V socket
- Digital clock
- Dimmable dashboard illumination
- Manually controlled heating system with dust and pollen filter and air recirculation
- Radio/single CD player, MP3 compatible with 2 wideband speakers
- Remote central locking with deadlocks, internal locking switch and 1 remote key
- Rev counter
- Warning buzzer for lights left on
- Windscreen wiper with variable intermittent delay and wash/wiper system

## Technical.

- Front and rear axle:
  - Anti-roll bars, front and rear
  - Front McPherson strut suspension
  - Rear rigid axle with single layer leaf springs
  - Telescopic shock absorbers
- Hydraulic brake system with disc brakes and ABS: Anti-lock Braking System
- Hydraulic power steering
- Steel wheels: 6.0J x 15 (on 104PS engine)
- Steel wheels: 6.0J x 16 (on 140PS engine)
- Tyres: 195/65 R15 (on 104PS engine)
- Tyres: 205/55 R16 (on 140PS engine)

## Safety and security.

- 3rd brake light
- ABS: Anti-lock Braking System
- Breaksafe steering wheel lock
- Driver and front passenger airbags
- EBC: Engine Braking Control
- EBD: Electronic Brakeforce Distribution
- Electronic Immobiliser 'Transponder'
- Halogen main headlights with range control
- Height adjustable head restraints
- Height adjustable seat belts for cab seats
- Height and rake adjustable safety steering column
- Rear fog lights
- Rear-view mirror with anti-dazzle function
- TCS: Traction Control System
- Three-point tensioning inertia reel seat belts (cab only)



1st row 3-seater bench seat.



Radio/CD player.



Storage in driver and front passenger door.



Tailgate.



Lashing rings.



Fabric seat upholstery – 'Fifty-five'.



The Caddy Maxi window van.  
Bucket loads of space to carry your valuables.



## Caddy Maxi window van recommended retail prices.

Model	Manufacturer's RRP					Ins. group**			
	Basic retail excluding VAT £ †	VAT £ †	Total retail including VAT £ †	Total retail including OTR* excluding VAT £ †	Total retail including OTR* including VAT £ †				
<b>Caddy Maxi window van.</b>									
<b>C20</b>	104PS TDI PD	1.9 l	2KJC42	13,250.00	1,987.50	15,237.50	14,025.00	16,098.00	<b>4A-T2</b>
	104PS TDI PD DSG	1.9 l	2KJC43	14,650.00	2,197.50	16,847.50	15,450.00	17,733.00	<b>4A-T2</b>
	140PS TDI PD	2.0 l	2KJC64	15,050.00	2,257.50	17,307.50	15,850.00	18,193.00	<b>4A-T2</b>

† Calculated at 15% on all products.

\*\* Insurance group: As advised by the Association of British Insurers (ABI). Please see [www.abi.org.uk/carinsurance](http://www.abi.org.uk/carinsurance) for more information.

\*OTR (on the road) package for 104PS Caddy Maxi window van (band G) includes the following:

Delivery to retailer	£550.00
Number plates	£20.00
VAT	£85.50
Road fund licence	£150.00
First registration fee	£55.00
<b>Total</b>	<b>£860.50</b>

\*OTR (on the road) package for 140PS engine and DSG engine Caddy Maxi window van (band H & I) includes the following:

Delivery to retailer	£550.00
Number plates	£20.00
VAT	£85.50
Road fund licence	£175.00
First registration fee	£55.00
<b>Total</b>	<b>£885.50</b>

## CO<sub>2</sub> emissions-based Vehicle Excise Duty.

Vehicle Excise Duty (Road Fund Licence) is based upon the type of fuel a vehicle uses and its carbon dioxide (CO<sub>2</sub>) emissions, measured in grams per kilometre (g/km). The DVLA has created seven categories for diesel engines.

Bands	£
A – up to 100 g/km	0.00
B – 101 to 110 g/km	35.00
C – 111 to 120 g/km	35.00
D – 121 to 130 g/km	120.00
E – 131 to 140 g/km	120.00
F – 141 to 150 g/km	125.00
G – 151 to 165 g/km	150.00
H – 166 to 175 g/km	175.00
I – 176 to 185 g/km	175.00
J – 186 to 200 g/km	215.00
K – 201 to 225 g/km	215.00
L – 226 to 255 g/km	405.00
M – over 255 g/km	405.00



Driver's airbag.



Third brake light.



Dashboard storage.



## Caddy Maxi window van factory options.

	Caddy Maxi window van	Manufacturer's RRP		
		Basic retail excluding VAT £ †	VAT £ †	Total retail including VAT £ †
<b>Paint options.</b>				
<b>Metallic and pearl paint</b>	•	305.00	45.75	350.75
<b>Black paint</b> - 9000	•	265.00	39.75	304.75
<b>Danish blue paint</b> - 9506	•	100.00	15.00	115.00
<b>Friesen green paint</b> - 9644	•	100.00	15.00	115.00
<b>Factory fitted options.</b>				
<b>Alloy wheels</b> - 15", 4 with steel spare (not 140PS)	•	375.00	56.25	431.25
<b>Alloy wheels</b> - 16", 4 with steel spare (140PS only)	•	645.00	96.75	741.75
<b>Appearance pack</b> - body coloured bumpers and wing mirrors (only with electric pack) <sup>1</sup>	•	190.00	28.50	218.50
<b>AUX-IN socket</b> - for connection to external multimedia source	•	25.00	3.75	28.75
<b>CD changer</b> - in centre console	•	295.00	44.25	339.25
<b>Cruise control</b>	•	175.00	26.25	201.25
<b>ESP plus</b> <sup>2</sup>	•	250.00	37.50	287.50
<b>Fog lights</b> - front (included in visibility pack A)	•	105.00	15.75	120.75
<b>Key</b> - 2nd, for remote locking (included with alarm packs A and B)	•	10.00	1.50	11.50
<b>Parking sensors</b> - rear	•	220.00	33.00	253.00
<b>Privacy glass</b> - rear	•	125.00	18.75	143.75
<b>Satellite navigation A</b> - colour touch screen (CD), includes trip computer <sup>3</sup>	•	795.00	119.25	914.25
<b>Steering wheel</b> - leather trimmed, multi-function with trip computer	•	280.00	42.00	322.00
<b>Towbar</b> - fixed ball with 13 pin socket <sup>4</sup>	•	315.00	47.25	362.25
<b>Trip computer</b> (included with satellite navigation and steering wheel - leather)	•	115.00	17.25	132.25
<b>Tyres</b> - all weather	•	105.00	15.75	120.75
<b>Options packs.</b>				
<b>Alarm pack A</b> - perimeter with back-up horn (includes 2nd key for remote locking)	•	135.00	20.25	155.25
<b>Alarm pack B</b> - with interior (cab only) and tow away protection (includes 2nd key for remote locking)	•	165.00	24.75	189.75
<b>Cab comfort pack</b> <sup>5</sup>	•	195.00	29.25	224.25
<b>Electric pack</b> - electric windows and electrically heated and adjustable mirrors	•	270.00	40.50	310.50
<b>Kombi pack</b> - without windows in rear side panels	•	0.00	0.00	0.00
<b>Smoking pack</b> - ashtray and cigarette lighter	•	15.00	2.25	17.25
<b>Visibility pack A</b> - front fog lights, headlight washers, heated washer jets and washer fluid level indicator	•	275.00	41.25	316.25
<b>Visibility pack B</b> - rain sensor, automatic dimming rear view mirror and 'coming home' function	•	100.00	15.00	115.00



15" alloy wheels.



16" alloy wheels.



Fog lights.



Visibility pack B.



'Climatic' air conditioning.



Towbar.

	Caddy Maxi window van	Manufacturer's RRP		
		Basic retail excluding VAT £ †	VAT £ †	Total retail including VAT £ †
<b>Airbag packs.</b>				
<b>Airbag pack C</b> - side airbags	•	155.00	23.25	178.25
<b>Airbag pack D</b> - thorax head airbags	•	290.00	43.50	333.50
<b>Door packs.</b>				
<b>Rear door pack C</b> - rear wing door with heated rear window and wash/wipe	•	90.00	13.50	103.50
<b>Heating and ventilation.</b>				
<b>Air conditioning</b> - 'Climatic', semi-automatic	•	755.00	113.25	868.25
<b>Seat packs.</b>				
<b>Seats</b> - leatherette upholstery	•	20.00	3.00	23.00
<b>Seat pack A</b> - heated driver and front passenger seats	•	195.00	29.25	224.25
<b>Window packs.</b>				
<b>Window pack A</b> - sliding windows in side sliding doors	•	310.00	46.50	356.50

- Options.
- Not available.

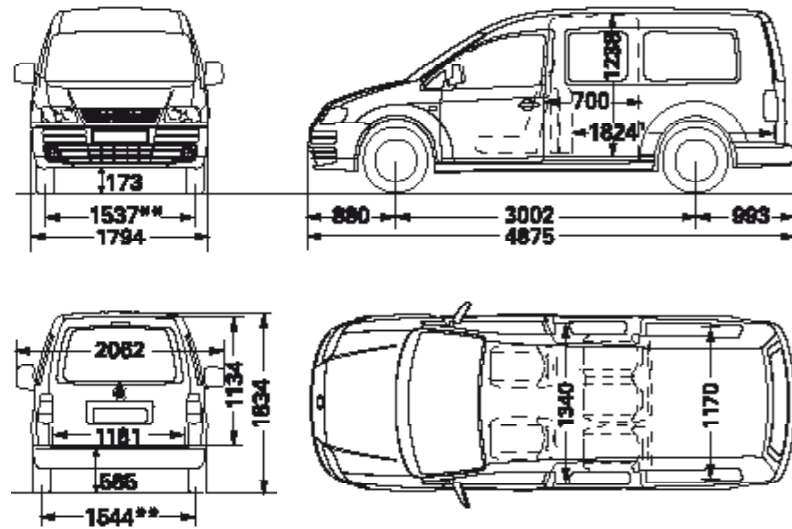
† Calculated at 15% on all products.

- <sup>1</sup> **Appearance pack:** Restricted colours, please confirm availability with your Volkswagen Van Centre.
- <sup>2</sup> **ESP plus:** Includes Driver Steering Response (DSR) and trailer stabilisation function.
- <sup>3</sup> **Satellite navigation:** Replaces radio, includes RDS radio function with single CD (audio CDs cannot be played when using navigation function).
- <sup>4</sup> **Towbars:** An adaptor is available from Van Centres, to allow connection to twin 7 pin sockets.
- <sup>5</sup> **Cab comfort pack:** Height adjustable front seats, drawers under front seats, vanity mirrors and dash tray with cover.



## Caddy Maxi window van dimensions and weights.

### Caddy Maxi window van.



Wheelbase	3,002
Passenger compartment	
length	1,824 <sup>1</sup>
width	1,340
height	1,238
volume <sup>2</sup>	1.6/3.9m <sup>3</sup>
Lateral sliding door	
width	700
height	1,108
Rear tailgate	
width	1,181
height	1,134
Turning circle (wall to wall)	12.2m

<sup>1</sup> With 1st row of seats double folded forwards.  
<sup>2</sup> Behind 1st row of seats/with 1st row of seats double folded forwards.  
 \*\* -6mm, depending on wheel size.  
 Dimensions in mm unless otherwise indicated.

The height measurements listed here can differ by approx. ± 50mm depending on equipment.

Model	Gross vehicle weight kg	Engine	Axle load limit front / rear kg	Trailer weight braked / unbraked* kg	Gross train weight kg	Unladen weight kg	Payload kg	
C20	2,280	104PS TDI PD	1.9l	1,180 / 1,230	1,500 / 750	3,500	1,608	672
	2,280	104PS TDI PD DSG	1.9l	1,200 / 1,230	1,500 / 750	3,500	1,648	632
	2,360	140PS TDI PD	2.0l	1,200 / 1,250	1,500 / 750	3,500	1,647	713

The payload includes the driver at 75kg. Actual weights may vary by model specification.

Roof load limit: Caddy Maxi window van 100kg.

Trailer nose weight limit: Caddy Maxi window van 80kg.

\* For 12% gradient.

Weights are for vehicles with standard specification. The addition of factory options or Volkswagen Van Centre fitted accessories may affect unladen weight and payload.

## Caddy Maxi window van fuel consumption and performance.

Engine	Urban mpg (l/100km)	Extra urban mpg (l/100km)	Combined mpg (l/100km)	CO <sub>2</sub> emissions (g/km)	Acceleration 0-62 mph	Top speed (where the law permits) mph
<b>Caddy Maxi window van.</b>						
104PS TDI PD	1.9l	36.7 (7.7)	52.3 (5.4)	45.6 (6.2)	164	102
104PS TDI PD DSG	1.9l	34.0 (8.3)	47.1 (6.0)	40.9 (6.9)	182	103
140PS TDI PD	2.0l	36.2 (7.8)	51.4 (5.5)	44.8 (6.3)	167	116

Fuel consumption figures for Caddy Maxi window van with 5 seats and a 60 litre fuel tank capacity.

The performance figures listed above apply to vehicles with 5-speed or 6-speed manual gearbox and DSG semi-automatic gearbox, without optional extras.

## Caddy Maxi window van engine specifications.

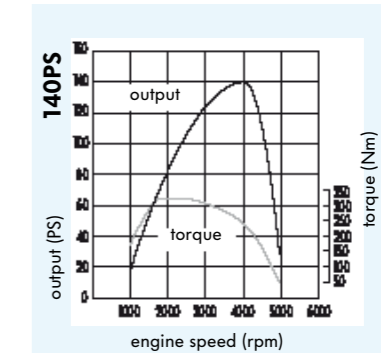
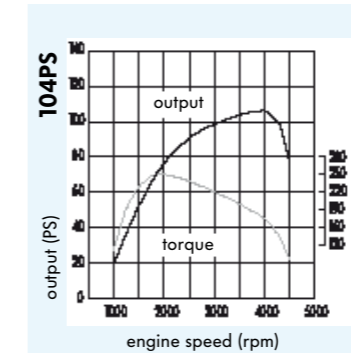
	104PS TDI PD	140PS TDI PD
Engine type	Transverse, water cooled in line, variable geometry turbocharger with intercooler.	
Mixture preparation/injection method	Unit injector pump direct injection.	
EU exhaust emission standard	EU 4	
No. of cylinders	4	
Cubic capacity, cm <sup>3</sup>	1,896	1,968
Output, PS at rpm	104 at 4,000	140 at 4,000
Torque, max. Nm/rpm	250/1,900	320/1,800 – 2,500
Diesel Particulate Filter (DPF)	- <sup>1</sup>	•
5-speed manual gearbox	•	-
6-speed manual gearbox	-	•
6-speed semi-automatic	-	-
DSG gearbox	• <sup>1</sup>	-
Front wheel drive	•	•

### Electrics.

Alternator (all variants)	110A
Battery	61Ah (330A)

- Available.
- Not available.

<sup>1</sup> The 104PS TDI PD diesel engine with 6-speed DSG semi-automatic gearbox is equipped with a Diesel Particulate Filter (DPF) as standard.



## Direct Shift Gearbox.

The award winning and highly acclaimed Direct Shift Gearbox (DSG) is unique to the commercial vehicle market and operates with two automatic clutches – while one is engaged, the other is ready and to accept the next gear. This twin clutch technology means you can change gear much faster than with a standard automatic gearbox – actually in less than four hundredths of a second.

This means that for stop-start round city work the DSG comes into its own, making life much easier for the driver. Of course you can still change gear manually if you prefer!



## The Volkswagen Caddy Maxi Life.



The Caddy Maxi Life entices you to get in, make yourself comfortable and drive. You are spoilt with a spacious and plush interior, whether you're in the driving seat or relaxing as a passenger, it makes every journey a pleasure.

Versatility is a watch word for the Caddy Maxi Life. With two rows of rear seats and generous legroom, up to six passengers can be carried in comfort. If you require more room for larger items the 1st row of rear seats can be double-folded forwards to create that extra carrying space. The driver is cosseted with a height-adjustable seat and an adjustable steering wheel to ensure a perfect driving position.

If storage is what you need then you won't be disappointed, there is storage space in abundance. From thoughtful items like roof netting, to good sized door pockets that carry all those everyday knick-knacks.

The interior of the Caddy Maxi Life is upholstered to be stylish whilst being practical and hard-wearing. Whilst the exterior is appointed with colour-coded bumpers, door mirrors and door handles with choice from a wide range of both standard and optional paint colours.

A full list of all these features can be found on the following pages, however the list below provides an overview of what the Caddy Maxi Life has to offer:

- Seating for up to six passengers
- Large tailgate
- 700mm wide sliding side doors, left and right
- 'Climatic' semi-automatic air conditioning
- Choice of three upholstery colours
- Choice of 104PS or 140PS diesel engines
- ABS\*, EBC\*, EBD\* and TCS\*.

\* Please refer to the glossary on page 85 of this brochure.



# Volkswagen Caddy Maxi Life standard specifications.

## Body.

- 60 litre lockable fuel tank
- Black wheel centre caps
- Body-coloured bumpers and handles
- Exterior mirrors:
  - Aspherical on driver's side
  - Body-coloured
  - Convex on passenger's side
  - Electrically adjustable and heated
- Front and rear towing eyes
- Front fog lights
- Heat reflective glass
- Jack and tool kit with steel spare wheel
- Partially galvanised all-steel body
- Roof load rack preparation
- Side sliding doors left and right with sliding windows
- Tailgate with heated rear window and wash/wipe

## Interior.

### Cab area:

- 2 folding and pivoting sun visors with illuminated vanity mirrors
- Carpet floor covering
- Driver's seat with height, reach and rake adjustment
- 'Duo' fabric seat covers
- Grab handles on roof frame
- Interior light in headliner
- Passenger seat with reach and rake adjustment

- Storage
  - 2 storage trays in dash panel
  - 4 drinks holders and storage compartment in centre console
  - Open glove compartment
  - Overhead storage

### Rear:

- 2 door-activated interior lights
- 2 seat bench in second row
- 3 seat bench in first row split/folding
- 4 luggage nets in roof frame
- Carpet floor covering
- Childlocks on sliding doors
- Door and side comfort trim
- 'Duo' fabric seat covers
- Interior roof comfort trim
- ISOFIX seats

## Functional.

- 12V socket in luggage area
- 'Climatic' semi-automatic air conditioning
- Digital clock
- Dimmable dashboard illumination
- Electric front windows
- Radio/single CD player, MP3 compatible with 6 speakers
- Remote central locking with deadlocks, internal locking switch and 1 remote key
- Rev counter
- Warning buzzer for lights left on
- Windscreen wiper with variable intermittent delay and wash/wiper system

## Technical.

- Front and rear axle:
  - Anti-roll bars, front and rear
  - Front McPherson strut suspension
  - Rear rigid axle with single layer leaf springs
  - Telescopic shock absorbers
- Hydraulic brake system with disc brakes and ABS: Anti-lock Braking System
- Hydraulic power steering
- Steel wheels: 6.0J x 16
- Tyres: 205/55 R16

## Safety and security.

- 3rd brake light
- ABS: Anti-lock Braking System
- Alarm with interior (cab only) and tow-away protection (includes 2nd key for remote central locking)
- Breaksafe steering wheel lock
- Driver, front passenger and side airbags
- EBC: Engine Braking Control
- EBD: Electronic Brakeforce Distribution
- Electronic Immobiliser 'Transponder'
- Halogen main headlights with range control
- Height adjustable head restraints
- Height adjustable seat belts for cab seats
- Height and rake adjustable safety steering column
- Rear fog lights
- Rear-view mirror with anti-dazzle function
- TCS: Traction Control System
- Three-point tensioning inertia reel seat belts (cab only)



'Climatic' semi-automatic air conditioning.



Radio/CD player.



Height adjustable driver's seat.



Roof storage space.



Heat-insulating windows and sliding windows.



Sliding doors to passenger compartment.



The Caddy Maxi Life.  
Travel in comfort.



## Caddy Maxi Life recommended retail prices.

Engine	Manufacturer's RRP					Ins. group**		
	Basic retail excluding VAT £ †	VAT £ †	Total retail including VAT £ †	Total retail including OTR* excluding VAT £ †	Total retail including OTR* including VAT £ †			
<b>Caddy Maxi Life.</b>								
104PS TDI PD	1.9 litre	2KJE42	13,530.00	2,029.50	15,559.50	14,305.00	16,420.00	6E
104PS TDI PD DSG	1.9 litre	2KJE43	14,812.61	2,221.89	17,034.50	15,612.61	17,920.00	6E
140PS TDI PD	2.0 litre	2KJE64	15,247.39	2,287.11	17,534.50	16,047.39	18,420.00	8E

† Calculated at 15% on all products.

\*\* Insurance group: As advised by the Association of British Insurers (ABI). Please see [www.abi.org.uk/carinsurance](http://www.abi.org.uk/carinsurance) for more information.

\*OTR (on the road) package for 104PS Caddy Maxi Life (band G) includes the following:

Delivery to retailer	£550.00
Number plates	£20.00
VAT	£85.50
Road fund licence	£150.00
First registration fee	£55.00
<b>Total</b>	<b>£860.50</b>

\*OTR (on the road) package for 140PS engine and DSG engine Caddy Maxi Life (band H & I) includes the following:

Delivery to retailer	£550.00
Number plates	£20.00
VAT	£85.50
Road fund licence	£175.00
First registration fee	£55.00
<b>Total</b>	<b>£885.50</b>

## CO<sub>2</sub> emissions-based Vehicle Excise Duty.

Vehicle Excise Duty (Road Fund Licence) is based upon the type of fuel a vehicle uses and its carbon dioxide (CO<sub>2</sub>) emissions, measured in grams per kilometre (g/km). The DVLA has created seven categories for diesel engines.

Bands	£
A – up to 100 g/km	0.00
B – 101 to 110 g/km	35.00
C – 111 to 120 g/km	35.00
D – 121 to 130 g/km	120.00
E – 131 to 140 g/km	120.00
F – 141 to 150 g/km	125.00
G – 151 to 165 g/km	150.00
H – 166 to 175 g/km	175.00
I – 176 to 185 g/km	175.00
J – 186 to 200 g/km	215.00
K – 201 to 225 g/km	215.00
L – 226 to 255 g/km	405.00
M – over 255 g/km	405.00



2nd row of seats.



Appearance pack.



Centre console with drinks holders.

## Caddy Maxi Life factory options.

	Caddy Maxi Life	Manufacturer's RRP		
		Basic retail excluding VAT £ †	VAT £ †	Total retail including VAT £ †
<b>Paint options.</b>				
<b>Metallic and pearl paint</b>	•	306.09	45.91	352.00
<b>Factory fitted options.</b>				
<b>Alloy wheels</b> - 16", 4 with steel spare	•	592.17	88.83	681.00
<b>AUX-IN socket</b> - for connection to external multimedia source	•	26.09	3.91	30.00
<b>CD changer</b> - in centre console	•	208.70	31.30	240.00
<b>Cruise control</b>	•	174.78	26.22	201.00
<b>ESP plus</b> <sup>1</sup>	•	246.96	37.04	284.00
<b>Parking sensors</b> - rear	•	217.39	32.61	250.00
<b>Partition net for luggage compartment</b>	•	110.43	16.57	127.00
<b>Privacy glass</b> - rear	•	123.48	18.52	142.00
<b>Satellite navigation A</b> - colour touch screen (CD), includes trip computer <sup>2</sup>	•	413.04	61.96	475.00
<b>Steering wheel</b> - leather trimmed, multi-function with trip computer	•	285.22	42.78	328.00
<b>Towbar</b> - fixed ball with 13 pin socket <sup>3</sup>	•	314.78	47.22	362.00
<b>Towbar</b> - removable ball with 13 pin socket <sup>3</sup>	•	451.30	67.70	519.00
<b>Trip computer</b> (included with satellite navigation and steering wheel - leather)	•	114.78	17.22	132.00
<b>Tyres</b> - all weather	•	106.09	15.91	122.00
<b>Options packs.</b>				
<b>Smoking pack</b> - ashtray and cigarette lighter	•	17.39	2.61	20.00
<b>Visibility pack A</b> - headlight washers, heated washer jets and washer fluid level indicator	•	140.00	21.00	161.00
<b>Visibility pack B</b> - rain sensor, automatic dimming rear view mirror and 'coming home' function	•	106.09	15.91	122.00

	Caddy Maxi Life	Manufacturer's RRP		
		Basic retail excluding VAT £ †	VAT £ †	Total retail including VAT £ †
<b>Airbag packs.</b>				
<b>Airbag pack D</b> - thorax head airbags	•	134.78	20.22	155.00
<b>Door packs.</b>				
<b>Rear door pack C</b> - rear wing doors with windows	•	127.83	19.17	147.00
<b>Seat packs.</b>				
<b>Seat pack A</b> - heated driver and front passenger seats <sup>4</sup>	•	195.65	29.35	225.00
<b>Seat pack D</b> - height adjustment for front passenger seat with under seat drawer	•	110.43	16.57	127.00
<b>Window packs.</b>				
<b>Window pack A</b> - fixed windows in side sliding doors	•	0.00	0.00	0.00

- Options.
- Not available.

† Calculated at 15% on all products.


- <sup>1</sup> **ESP plus:** Includes Driver Steering Response (DSR) and trailer stabilisation function.
- <sup>2</sup> **Satellite navigation:** Replaces radio, navigation DVD covers western Europe, includes RDS radio function with single CD (audio CDs cannot be played when using navigation function).
- <sup>3</sup> **Towbars:** An adaptor is available from Van Centres, to allow connection to twin 7 pin sockets.
- <sup>4</sup> **Seat pack A:** Alternator upgraded to 140A.



16" alloy wheels.




Cruise control.



ESP plus.



Net partition.



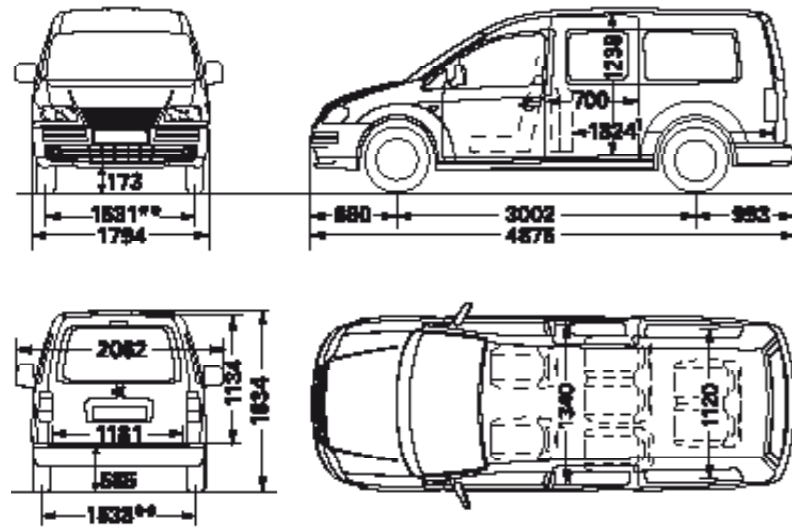
Parking distance sensors.



Privacy glass.

## Caddy Maxi Life dimensions and weights.

### Caddy Maxi Life.



Wheelbase	3,002
Passenger compartment	
length <sup>1</sup>	1,824
width	1,340
height	1,238
volume <sup>2</sup>	0.53m <sup>3</sup>
Lateral sliding door	
width	700
height	1,108
Rear tailgate	
width	1,181
height	1,134
Turning circle (wall to wall)	12.2m

<sup>1</sup> With 1st row of seats double folded forwards (without seats in the 2nd row).  
<sup>2</sup> Up to upper edge of seat backrest with 2nd row of seats upright.  
 \*\* +6mm, depending on wheel size.  
 Dimensions in mm unless otherwise indicated.

The height measurements listed here can differ by approx. ± 50mm depending on equipment.

Gross vehicle weight kg	Engine	Axle load limit front / rear kg	Trailer weight braked / unbraked* kg	Gross train weight kg	Unladen weight kg	Payload kg	
2,335	104PS TDI PD	1.9l	1,180 / 1,250	1,315 / 750	3,500	1,715	620
2,370	104PS TDI PD DSG	1.9l	1,200 / 1,250	1,430 / 750	3,500	1,752	618
2,360	140PS TDI PD	2.0l	1,200 / 1,250	1,440 / 750	3,500	1,734	626

The payload includes the driver at 75kg. Actual weights may vary by model specification.

Roof load limit: Caddy Maxi Life 100kg.

Trailer nose weight limit: Caddy Maxi Life 80kg.

\* For 12% gradient.

Weights are for vehicles with standard specification. The addition of factory options or Volkswagen Van Centre fitted accessories may affect unladen weight and payload.

## Caddy Maxi Life fuel consumption and performance.

Engine	Urban mpg (l/100km)	Extra urban mpg (l/100km)	Combined mpg (l/100km)	CO <sub>2</sub> emissions (g/km)	Acceleration 0-62 mph	Top speed (where the law permits) mph	
<b>Caddy Maxi Life.</b>							
104PS TDI PD	1.9l	36.7 (7.7)	52.3 (5.4)	45.6 (6.2)	164	13.5	102
104PS TDI PD DSG	1.9l	34.0 (8.3)	47.1 (6.0)	40.9 (6.9)	182	13.5	103
140PS TDI PD	2.0l	36.2 (7.8)	51.4 (5.5)	44.8 (6.3)	167	11.1	116

Fuel consumption figures for Caddy Maxi Life with 7 seats and a 60 litre fuel tank capacity.

The performance figures listed above apply to vehicles with 5-speed or 6-speed manual gearbox and DSG semi-automatic gearbox, without optional extras.

## Caddy Maxi Life engine specifications.

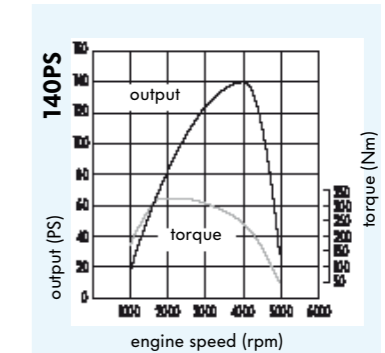
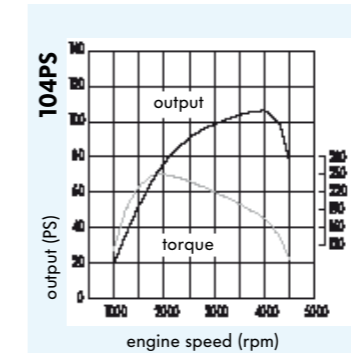
	104PS TDI PD	140PS TDI PD
Engine type	Transverse, water cooled in line, variable geometry turbocharger with intercooler.	
Mixture preparation/injection method	Unit injector pump direct injection.	
EU exhaust emission standard	EU 4	
No. of cylinders	4	
Cubic capacity, cm <sup>3</sup>	1,896	1,968
Output, PS at rpm	104 at 4,000	140 at 4,000
Torque, max. Nm/rpm	250/1,900	320/1,800 – 2,500
Diesel Particulate Filter (DPF)	- <sup>1</sup>	•
5-speed manual gearbox	•	-
6-speed manual gearbox	-	•
6-speed semi-automatic	-	-
DSG gearbox	• <sup>1</sup>	-
Front wheel drive	•	•

### Electrics.

Alternator (all variants)	110A
Battery	61Ah (330A)

- Available.
- Not available.

<sup>1</sup> The 104PS TDI PD diesel engine with 6-speed DSG semi-automatic gearbox is equipped with a Diesel Particulate Filter (DPF) as standard.



## Caddy Maxi Life paint and upholstery options.

Colour	Fabric	B4B4	G2G2	1C1C	F9F9	8E8E	Off-road grey metallic <sup>1</sup> M3M3	5Z5Z	P6P6	3P3P	K7K7	Z4Z4
Art grey	Duo fabric	•	•	•	•	•	•	•	•	•	•	•
	Duo fabric	•	•	-	-	•	•	-	-	-	•	•
	Duo fabric	•	-	•	-	•	•	•	•	-	-	•

For paint colours and upholstery guide, please refer to pages 78 and 79.

- Available.
- Available at extra cost.
- Not available.

<sup>1</sup> These colours are available at extra cost.



## The Volkswagen Transporter window van.



The world-renowned Transporter has grown a solid reputation from year to year, winning many awards along the way. Packed full of innovative ideas, the latest Transporter window van is even better equipped than any of its predecessors. And that's not surprising. You'd be hard pushed to fault this vehicle – its versatility, features, specification and overall good looks make it a winner for all kinds of businesses, and for all kinds of reasons.

As an example of the outstanding technology that has been invested in this range, there are four innovative and extremely economical TDI 'Pumpe Duese' (PD) diesel engines. These provide outstanding load-pulling capability, great fuel economy, and make the Transporter an absolute pleasure to drive.

The window van can easily be adapted to your needs, with the flexibility to delete windows, change seating configurations and allow conversion for wheelchair accessibility.

Main features of the Transporter window van include:

- Carries up to 8 passengers plus driver
- Short or long wheelbase
- Tailgate as standard, rear doors optional
- Heated rear window
- Left side sliding door
- 4 TDI PD diesel engines from 84PS to 174PS
- Low, medium or high roof
- ABS Anti-lock Braking System
- 2 front and 5 rear seating configurations.

More detailed specifications and options can be found on the following pages.



# Transporter window van standard specifications.

## Body.

- 80 litre lockable fuel tank
- Black wheel centre caps
- Externally adjustable exterior mirrors:
  - Convex on passenger's side
  - Spherical on driver's side
- Front and rear towing eyes
- Galvanised full steel body
- Grey bumpers
- Heat reflective glass
- Jack and tool kit (heavy duty on T32 models) with steel spare wheel
- Tailgate with heated rear window and wash/wiper system

## Interior.

- |   |   |  |
|---|---|--|
| <p><b>Cab area:</b></p> <ul style="list-style-type: none"> <li>• 2 folding and pivoted sun visors</li> <li>• Dash mounted gear lever</li> <li>• Driver's seat with height, lumbar, reach and rake adjustment</li> <li>• 'Inca' fabric seat covers</li> <li>• Interior light</li> <li>• Rear view mirror with anti-dazzle function</li> <li>• Rubber floor covering</li> <li>• Single passenger seat with reach and rake adjustment</li> </ul> | <p><b>Storage:</b></p> <ul style="list-style-type: none"> <li>- 2 storage compartments in dash panel</li> <li>- 2 storage compartments in driver's door</li> <li>- 2 storage compartments in passenger door</li> <li>- Drinks holder</li> <li>- Lockable glove compartment</li> <li>- Open storage compartment in dash panel including mobile phone holder</li> <li>- Overhead storage</li> <li>- Storage net on lower dash passenger side</li> </ul> | <p><b>Rear:</b></p> <ul style="list-style-type: none"> <li>• 2 door-activated interior lights</li> <li>• Ashtray</li> <li>• Childlocks (not on optional unglazed rear doors)</li> <li>• Fixed side windows</li> <li>• Interior entry step</li> <li>• Rear door interior release lever</li> <li>• Rubber floor covering</li> <li>• Side sliding door on left</li> </ul> |
|---|---|--|

## Functional.

- |   |  |   |
|---|--|---|
| <ul style="list-style-type: none"> <li>• 12V socket</li> <li>• Digital clock</li> <li>• Manually controlled heating system with dust and pollen filter and air recirculation</li> </ul> | <ul style="list-style-type: none"> <li>• Radio/single CD player (2 DIN) with 2 speakers</li> <li>• Remote central locking with deadlocks (1 fixed and 1 folding remote key)</li> </ul> | <ul style="list-style-type: none"> <li>• Rev counter</li> <li>• Warning buzzer for lights left on</li> <li>• Windscreen wiper with variable intermittent delay and wash/wiper system</li> </ul> |
|---|--|---|

## Technical.

- |   |  |  |
|---|--|--|
| <p><b>Front and rear axle:</b></p> <ul style="list-style-type: none"> <li>- Anti-roll bars, front and rear</li> <li>- Front McPherson strut suspension</li> <li>- Independent suspension</li> <li>- Rear miniblock springs</li> <li>- Telescopic shock absorbers</li> </ul> | <ul style="list-style-type: none"> <li>• Hydraulic brake system with ventilated disc brakes</li> <li>• Power steering</li> <li>• Rear differential lock (4MOTION® only)</li> <li>• Steel wheels: 6.5J x 16 (7J x 17 on LWB T32 174PS)</li> </ul> | <p><b>Tyres:</b></p> <ul style="list-style-type: none"> <li>205/65 R16 (on 84 and 102PS versions)</li> <li>215/65 R16 (on 130 and 174PS versions)</li> <li>All weather 215/60 R17C (on LWB T32 174PS)</li> </ul> |
|---|--|--|

## Safety and security.

- |  |   |   |
|--|---|---|
| <ul style="list-style-type: none"> <li>• 3rd brake light</li> <li>• ABS: Anti-lock Braking System</li> <li>• Breaksafe steering wheel lock</li> <li>• Driver and passenger airbags</li> <li>• EBD: Electronic Brakeforce Distribution</li> <li>• Electronic immobiliser 'Transponder'</li> </ul> | <ul style="list-style-type: none"> <li>• ESP: Electronic Stabilisation Programme (130PS 4MOTION® only) including Active Rollover Protection (ARP), brake assist system, maximum brake support, prefill and fading brake support and rain brake support</li> <li>• Halogen main headlights with headlight range control</li> </ul> | <ul style="list-style-type: none"> <li>• Height adjustable head restraints</li> <li>• Height adjustable, tensioning seat belts for outer cab seats</li> <li>• Height and rake adjustable safety steering column</li> <li>• Rear fog light</li> <li>• Three-point inertia reel seat belts for all seats</li> </ul> |
|--|---|---|




Radio/CD player.



Halogen headlights.



Dash mounted gear lever.



Storage in driver and front passenger doors.



Remote control central locking.



Driver and passenger airbags.

## The Transporter window van with optional kombi pack.



## See page 43 for information and prices on optional kombi packs.

The Transporter window van with optional kombi pack is the dual-purpose passenger/load carrying combination. If you need to carry up to 5 passengers and take loads of other equipment with you in the back, then this option is for you. This way you can delete the rear side windows to conceal the load, and add a second row of seats to take additional passengers. Just specify a kombi pack on the T32 Transporter window van.

For further information about this highly versatile vehicle see the **page 43**.

### Main features include:

- Carries up to 5 passengers (plus driver) plus your load
- Short or long wheelbase
- Tailgate as standard, rear doors optional
- Heated rear window
- Left side sliding door with windows
- 3 TDI PD diesel engines from 102PS to 174PS
- Low, medium or high roof
- ABS and driver and passenger airbags.

### Optional kombi pack A.



Comprises of a 1st rear row of seats with single seat left and dual seat right, sliding windows in side door and opposite, without rear side windows.

### Optional kombi pack B.



Comprises of a 1st rear row 3-seat bench seat, sliding windows in side door and opposite, without rear side windows.

## Transporter window van recommended retail prices.

Model			Manufacturer's RRP			Ins. group**		
			Basic retail excluding VAT £ †	VAT £ †	Total retail including VAT £ †		Total retail including OTR* excluding VAT £ †	including VAT £ †
<b>Window van short wheelbase.</b>								
<b>T30</b>	84PS TDI PD	7HB162	15,730.00	2,359.50	18,089.50	16,570.00	19,015.00	<b>6E-T2</b>
	130PS TDI PD Tiptronic	7HB103	18,650.00	2,797.50	21,447.50	19,680.00	22,563.00	<b>6E-T2</b>
	130PS TDI PD 4MOTION®	7HB105	19,850.00	2,977.50	22,827.50	20,880.00	23,943.00	<b>6E-T2</b>
	174PS TDI PD	7HB111	19,130.00	2,869.50	21,999.50	19,970.00	22,925.00	<b>6E-T2</b>
<b>T32</b>	102PS TDI PD	7HBD72	16,800.00	2,520.00	19,320.00	17,640.00	20,245.50	<b>6E-T2</b>
	130PS TDI PD	7HBD01	18,000.00	2,700.00	20,700.00	18,840.00	21,625.50	<b>7E-T2</b>
<b>Window van long wheelbase.</b>								
<b>T32</b>	102PS TDI PD	7HJD72	17,380.00	2,607.00	19,987.00	18,220.00	20,912.50	<b>7E-T2</b>
	130PS TDI PD	7HJD01	18,580.00	2,787.00	21,367.00	19,420.00	22,292.50	<b>7E-T2</b>
	174PS TDI PD	7HJD11	20,060.00	3,009.00	23,069.00	20,900.00	23,994.50	<b>7E-T2</b>

† Calculated at 15% on all products.

\*\* Insurance group: As advised by the Association of British Insurers (ABI). Please see [www.abi.org.uk/carinsurance](http://www.abi.org.uk/carinsurance) for more information.

\*OTR (on the road) package for window van includes the following (band J & K):  
 Delivery to retailer £550.00  
 Number plates £20.00  
 VAT £85.50  
 Road fund licence £215.00  
 First registration fee £55.00  
**Total £925.50**

\*OTR (on the road) package for window van (Tiptronic and 4MOTION®) includes the following (band L):  
 Delivery to retailer £550.00  
 Number plates £20.00  
 VAT £85.50  
 Road fund licence £405.00  
 First registration fee £55.00  
**Total £1,115.50**

## CO<sub>2</sub> emissions-based Vehicle Excise Duty.

Vehicle Excise Duty (Road Fund Licence) is based upon the type of fuel a vehicle uses and its carbon dioxide (CO<sub>2</sub>) emissions, measured in grams per kilometre (g/km). The DVLA has created seven categories for diesel engines.

Bands	£
A – up to 100 g/km	0.00
B – 101 to 110 g/km	35.00
C – 111 to 120 g/km	35.00
D – 121 to 130 g/km	120.00
E – 131 to 140 g/km	120.00
F – 141 to 150 g/km	125.00
G – 151 to 165 g/km	150.00
H – 166 to 175 g/km	175.00
I – 176 to 185 g/km	175.00
J – 186 to 200 g/km	215.00
K – 201 to 225 g/km	215.00
L – 226 to 255 g/km	405.00
M – over 255 g/km	405.00



# Transporter window van factory options.

	SWB		LWB	Manufacturer's RRP		
	T30	T32	T32	Basic retail excluding VAT £ †	VAT £ †	Total retail including VAT £ †
<b>Paint options.</b>						
<b>Metallic and pearl paint</b>	•	•	•	475.00	71.25	546.25
<b>Black paint - 9000</b>	•	•	•	275.00	41.25	316.25
<b>Danish blue paint - 9506</b>	•	•	•	100.00	15.00	115.00
<b>Stone blue paint - 9544</b>	•	•	•	100.00	15.00	115.00
<b>Factory fitted options.</b>						
<b>Alloy wheels</b> - 'Cartagena' 16" with 215/65 R16 tyres, 4 with steel spare (84PS engine only)	•	-	-	510.00	76.50	586.50
<b>Alloy wheels</b> - 'Cartagena' 16", 4 with steel spare (130/174PS engines only)	•	-	-	420.00	63.00	483.00
<b>Alloy wheels</b> - 'Miyato' 16" with 215/65 R16 tyres, 4 with steel spare (84PS engine only)	•	-	-	445.00	66.75	511.75
<b>Alloy wheels</b> - 'Miyato' 16", 4 with steel spare (130/174PS engines only)	•	-	-	345.00	51.75	396.75
<b>Alloy wheels</b> - 'Thunder' 17" with 235/55 R17 tyres, 4 with steel spare (130/174PS engines only, not with tyres - all weather)	•	-	-	910.00	136.50	1,046.50
<b>Battery</b> - second (included with parking heater A and B) <sup>1</sup>	•	•	•	125.00	18.75	143.75
<b>CD changer</b> - six disc	•	•	•	250.00	37.50	287.50
<b>Cruise control</b>	•	•	•	160.00	24.00	184.00
<b>ESP</b> (standard on 130PS 4MOTION®) <sup>2</sup>	•	•	•	295.00	44.25	339.25
<b>Fog lights</b> - front	•	•	•	135.00	20.25	155.25
<b>Keys</b> - 2 folding for remote locking and 1 fixed	•	•	•	10.00	1.50	11.50
<b>Mud flaps</b> - front and rear	•	•	•	90.00	13.50	103.50
<b>Parking brake</b> - hill hold control (includes ESP) (not with 4MOTION®)	•	•	•	335.00	50.25	385.25
<b>Parking brake</b> - hill hold control (only 4MOTION®)	•	-	-	40.00	6.00	46.00
<b>Parking sensors</b> - rear	•	•	•	185.00	27.75	212.75
<b>Privacy glass</b> - rear (not with roof packs E or F) <sup>3</sup>	•	•	•	205.00	30.75	235.75
<b>Roof load rack preparation</b> (not with medium or high roof packs)	•	•	•	65.00	9.75	74.75
<b>Smoking pack</b> - ashtray, cigarette lighter and cup holder	•	•	•	15.00	2.25	17.25
<b>Sunroof</b> - glass, electric, front (not with air conditioning pack E, roof ventilation/extraction - rear compartment, side door pack A, medium or high roof packs)	•	•	•	445.00	66.75	511.75
<b>Tachograph</b> - digital, includes console on dash	•	•	•	440.00	66.00	506.00
<b>Towbar</b> - fixed ball with 13 pin socket <sup>4</sup>	•	•	•	340.00	51.00	391.00
<b>Towbar</b> - removable ball with 13 pin socket <sup>4</sup>	•	•	•	425.00	63.75	488.75
<b>Trip computer</b> (included with satellite navigation)	•	•	•	105.00	15.75	120.75
<b>Tyres</b> - all weather, 215/65 R16 (84/102PS engines only)	•	•	•	185.00	27.75	212.75
<b>Tyres</b> - all weather (130PS/174PS engines only, not with alloy wheels - 'Thunder' 17") <sup>5</sup>	•	•	•	85.00	12.75	97.75



16" 'Miyato' alloy wheel.



17" 'Thunder' alloy wheel.



Cruise control.



ESP. 4MOTION® only.



Kombi pack. T32 only.



Satellite navigation system.

	SWB		LWB	Manufacturer's RRP		
	T30	T32	T32	Basic retail excluding VAT £ †	VAT £ †	Total retail including VAT £ †
<b>Options packs.</b>						
<b>Alarm Pack A</b> - perimeter with back-up horn (includes 2nd remote key) <sup>6</sup>	•	•	•	125.00	18.75	143.75
<b>Alarm pack B</b> - with interior (cab only) and tow away protection (includes 2nd remote key) (not with medium or high roof packs or roof ventilation/extraction) <sup>7</sup>	•	•	•	145.00	21.75	166.75
<b>Electric pack B</b> - electric windows, electrically heated and adjustable mirrors and internal central locking control	•	•	•	320.00	48.00	368.00
<b>Electric pack C</b> - electric windows, electrically heated, adjustable and folding mirrors and internal central locking control	•	•	•	395.00	59.25	454.25
<b>Kombi pack A</b> - 1st row single seat left and dual seat right, sliding windows in side door and opposite, without rear side windows (not with seat packs K to P, side door pack A or window packs) (not with T30 SWB models) <sup>8</sup>	-	•	•	785.00	117.75	902.75
<b>Kombi pack B</b> - 1st row 3-seat bench, folding and tipping, sliding windows in side door and opposite, without rear side windows (not with seat packs K to P or window packs) (not with T30 SWB models)	-	•	•	785.00	117.75	902.75
<b>Satellite navigation A</b> - monochrome screen, includes trip computer <sup>6,9</sup>	•	•	•	1,165.00	174.75	1,339.75
<b>Satellite navigation B</b> - colour screen, includes trip computer <sup>6,10</sup>	•	•	•	1,770.00	265.50	2,035.50
<b>Visibility pack A</b> - headlamp washers, fluid level indicator and heated washer jets	•	•	•	160.00	24.00	184.00
<b>Visibility pack B</b> - rain sensor and automatic dimming rear view mirror	•	•	•	85.00	12.75	97.75

- Options.
- Not available.

† Calculated at 15% on all products.

- <sup>1</sup> **Battery - second:** 72Ah with dual passenger seat, 80Ah with single passenger seat.
- <sup>2</sup> **ESP:** Also includes Active Rollover Protection (ARP), maximum brake support (more braking power for fully loaded vehicles), prefill (to reduce stopping distance/time), fading brake support and improved hydraulic brake assist.
- <sup>3</sup> **Privacy glass:** All rear and side windows from 'B' pillar back, where fitted, are dark tinted.
- <sup>4</sup> **Towbars:** An adaptor is available from Van Centres, to allow connection to twin 7 pin sockets. Only one front towing eye with towbars.
- <sup>5</sup> All weather tyres are standard on LWB T32 174PS TDI PD.
- <sup>6</sup> Battery updated to 80Ah on 84/102PS engines, 95Ah on 130/174PS engines.
- <sup>7</sup> Battery updated to 95Ah.
- <sup>8</sup> Dual bench seat includes ISOFIX child seat mountings.
- <sup>9</sup> **Satellite navigation A:** Replaces radio/in-dash CD player, includes RDS radio function with single CD and CD changer control, where fitted (audio CDs cannot be played when using navigation function).
- <sup>10</sup> **Satellite navigation B:** Replaces radio/in-dash CD player, includes RDS radio function and CD changer control, where fitted (audio CDs cannot be played).

## Transporter window van factory options. (continued)

	SWB		LWB	Manufacturer's RRP		
	T30	T32	T32	Basic retail excluding VAT £ †	VAT £ †	Total retail including VAT £ †
<b>Airbag packs.</b>						
<b>Airbag pack C</b> - side and front curtain airbags (not with seat packs E or J)	•	•	•	230.00	34.50	264.50
<b>Door packs.</b>						
<b>Rear doors</b> - 250° hinges (only with rear door packs C or E or high roof packs)	-	-	•	240.00	36.00	276.00
<b>Rear door pack B</b> - tailgate without window (not with high roof packs) <sup>11</sup>	•	•	•	-75.00	-11.25	-86.25
<b>Rear door pack C</b> - wing doors with heated rear windows and wash/wipe (included with roof packs E and F)	•	•	•	145.00	21.75	166.75
<b>Rear door pack E</b> - wing doors without windows (included with roof packs C and D) <sup>11</sup>	•	•	•	50.00	7.50	57.50
<b>Side door pack A</b> - right only (no left door), manual (not with kombi pack A, seat packs K, L, N or P or sunroof)	•	•	•	0.00	0.00	0.00
<b>Side door pack B</b> - left and right, manual (not with high roof packs)	•	•	•	390.00	58.50	448.50
<b>Side door pack E</b> - left and right, electric (not with high roof packs)	•	•	•	975.00	146.25	1,121.25
<b>Heating and ventilation.</b>						
<b>Air conditioning pack A</b> - manual, dash (not with heater - rear or seat packs N or P) <sup>12</sup>	•	•	•	640.00	96.00	736.00
<b>Air conditioning pack B</b> - manual, dash with rear heater <sup>13</sup>	•	•	•	955.00	143.25	1,098.25
<b>Air conditioning pack E</b> - manual, dash and rear, with rear heater and rear roof vents (not with roof ventilation/extraction, sunroof, roof packs or window packs A or B)	•	•	•	1,185.00	177.75	1,362.75
<b>Charcoal canister</b> - for ventilation system	•	•	•	15.00	2.25	17.25
<b>Heater</b> - rear (included with air conditioning packs B and E, not with air conditioning pack A)	•	•	•	320.00	48.00	368.00
<b>Parking heater A</b> - with timer, includes battery - second <sup>1</sup>	•	•	•	1,125.00	168.75	1,293.75
<b>Parking heater B</b> - with timer and remote control, includes battery - second <sup>1</sup>	•	•	•	1,270.00	190.50	1,460.50
<b>Roof ventilation/extraction</b> - rear compartment (not with alarm pack B, sunroof or air conditioning pack E)	•	•	•	275.00	41.25	316.25

	SWB		LWB	Manufacturer's RRP		
	T30	T32	T32	Basic retail excluding VAT £ †	VAT £ †	Total retail including VAT £ †
<b>Roof packs.</b>						
<b>Roof pack A</b> - medium, white (not with alarm pack B, roof load rack preparation, sunroof or air conditioning pack E)	•	-	•	400.00	60.00	460.00
<b>Roof pack B</b> - medium, body-coloured (not with alarm pack B, roof load rack preparation, sunroof or air conditioning pack E)	•	-	•	485.00	72.75	557.75
<b>Roof pack C</b> - high, white, includes high rear wing doors without windows (not with alarm pack B, roof load rack preparation, sunroof, air conditioning pack E or side door packs B or E) <sup>11</sup>	-	-	•	830.00	124.50	954.50
<b>Roof pack D</b> - high, body-coloured, includes high rear wing doors without windows (not with alarm pack B, roof load rack preparation, sunroof, air conditioning pack E or side door packs B or E) <sup>11</sup>	-	-	•	945.00	141.75	1,086.75
<b>Roof pack E</b> - high, white, includes high rear wing doors with heated rear windows and wash/wipe (not with alarm pack B, privacy glass, roof load rack preparation, sunroof, air conditioning pack E or side door packs B or E)	-	-	•	830.00	124.50	954.50
<b>Roof pack F</b> - high, body-coloured, includes high rear wing doors with heated rear windows and wash/wipe (not with alarm pack B, privacy glass, roof load rack preparation, sunroof, air conditioning pack E or side door packs B or E)	-	-	•	945.00	141.75	1,086.75

- Options.
- Not available.

† Calculated at 15% on all products.

<sup>1</sup> **Battery - second:** 72Ah with dual passenger seat, 80Ah with single passenger seat.

<sup>11</sup> Vehicles without through vision do not have a rear view mirror.

<sup>12</sup> **Upated alternator:** 120A on 84/102PS engines, 150A on 130/174PS engines.

<sup>13</sup> **Upated alternator:** 140A on 84/102PS engines, 180A on 130/174PS engines.



Side and front curtain airbags.



Air conditioning.



Roof load rack preparation.



Parking sensors.



Comfort seats for driver and front passenger.



Electrically operated side sliding doors.



## Transporter window van factory options. (continued)

	SWB		LWB	Manufacturer's RRP		
	T30	T32	T32	Basic retail excluding VAT £ †	VAT £ †	Total retail including VAT £ †
<b>Seat packs.</b> (see opposite)						
<b>Seats</b> - leatherette upholstery	•	•	•	25.00	3.75	28.75
<b>Seats</b> - 'Duo' cloth upholstery (not with seat pack E)	•	•	•	115.00	17.25	132.25
<b>Seat pack A</b> - driver's comfort seat (not with seat pack J) <sup>14</sup>	•	•	•	50.00	7.50	57.50
<b>Seat pack B</b> - driver and single passenger comfort seats (not with seat pack J) <sup>15</sup>	•	•	•	160.00	24.00	184.00
<b>Seat pack E</b> - dual passenger seat (not with bulkhead pack E, airbag pack C or 'Duo' upholstery)	•	•	•	145.00	21.75	166.75
<b>Seat pack F</b> - heated driver's seat <sup>12</sup>	•	•	•	110.00	16.50	126.50
<b>Seat pack G</b> - heated driver and front passenger seats <sup>12</sup>	•	•	•	220.00	33.00	253.00
<b>Seat pack J</b> - swivelling driver and single passenger seats (not with airbag pack C or seat packs A or B) <sup>16</sup>	•	•	•	285.00	42.75	327.75
<b>Seat pack K</b> - 1st row, dual seat right with armrest (not with kombi packs or side door pack A) <sup>8</sup>	•	•	•	290.00	43.50	333.50
<b>Seat pack L</b> - 1st row, single seat left with dual seat right (not with kombi packs or side door pack A) <sup>8</sup>	•	•	•	495.00	74.25	569.25
<b>Seat pack M</b> - 1st row, 3-seat bench, folding and tipping (not with kombi packs)	•	•	•	495.00	74.25	569.25
<b>Seat pack N</b> - rear seating for 5 (2:3 layout) (only with heater - rear or air conditioning packs B or E, not with kombi packs, window packs A or B or side door pack A) <sup>8</sup>	•	•	•	720.00	108.00	828.00
<b>Seat pack P</b> - rear seating for 6 (3:3 layout) (not with 4MOTION®) (only with heater - rear or air conditioning packs B or E, not with kombi packs, window packs A or B or side door pack A) <sup>8</sup>	•	•	•	925.00	138.75	1,063.75
<b>Window packs.</b>						
<b>Window pack A</b> - without windows in all side panels except side door and opposite (not with kombi packs, air conditioning pack E or seat packs N or P)	•	•	•	0.00	0.00	0.00
<b>Window pack B</b> - sliding windows in side door and opposite, without rear side windows (included with kombi packs, not with air conditioning pack E or seat packs N or P)	•	•	•	290.00	43.50	333.50
<b>Window pack C</b> - sliding windows in side door and opposite, fixed rear side windows (not with kombi packs)	•	•	•	290.00	43.50	333.50

• Options.  
- Not available.

† Calculated at 15% on all products.

<sup>8</sup> Dual bench seat includes ISOFIX child seat mountings.

<sup>12</sup> **Up-rated alternator:** 120A on 84/102PS engines, 150A on 130/174PS engines.

<sup>14</sup> **Comfort seat:** Adds armrest (height adjustment and lumbar support standard for driver's seat).

<sup>15</sup> **Comfort seats:** Add armrests for both front seats, passenger height adjustment and lumbar support (height adjustment and lumbar support standard for driver's seat).

<sup>16</sup> **Seat pack J:** Swivel seats include lumbar support and armrests but do not have height adjustment.



16" 'Cartagena' alloy wheel.




Electric pack.



Sliding and tilting sunroof.

## Window van seating options.

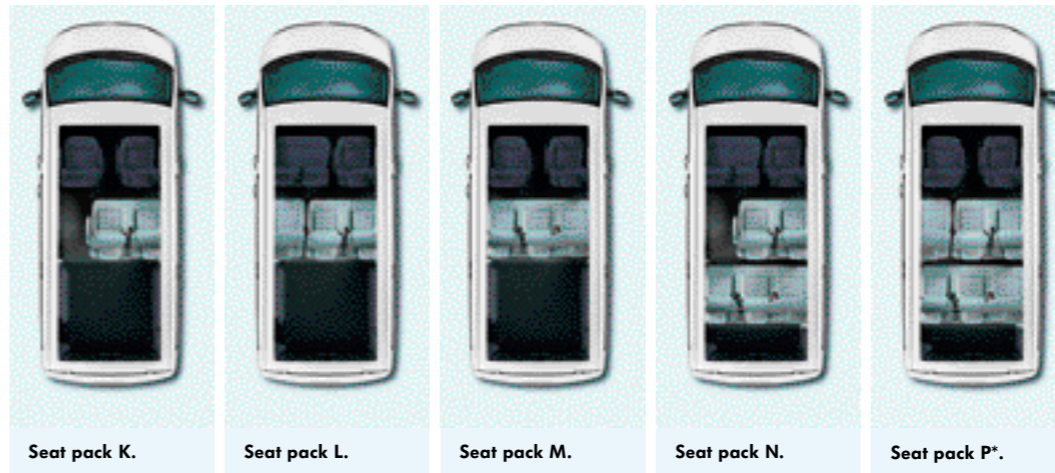
### Front seat options.



Standard seats.

Seat pack E.

### Rear seat options.



Seat pack K.

Seat pack L.

Seat pack M.

Seat pack N.

Seat pack P\*.



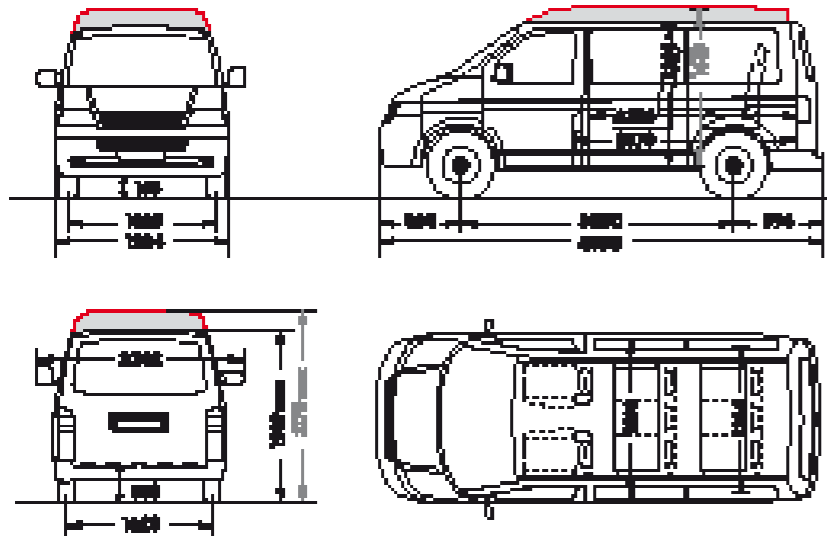
Towbar.

\* Seat pack P not available with 4MOTION®.



# Transporter window van dimensions and weights.

## Window van short wheelbase low and medium roof.

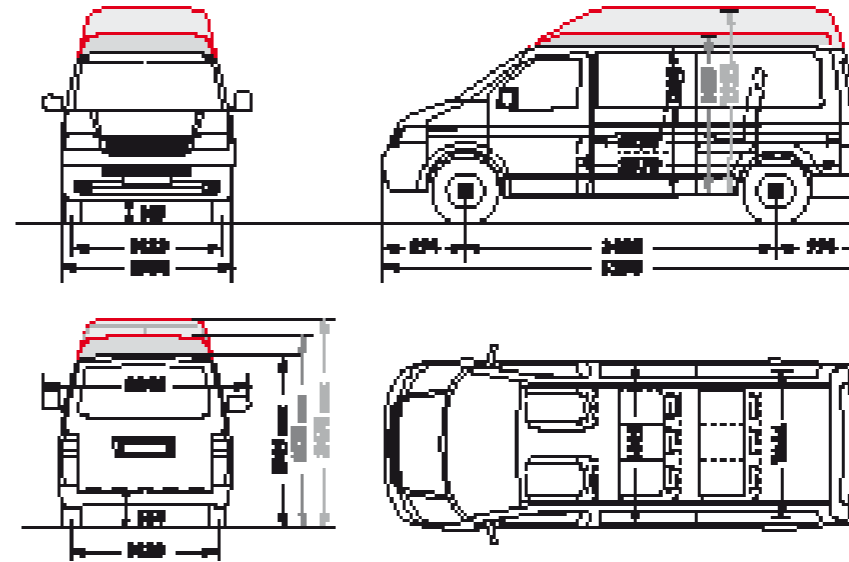


	Roof height	
	low	med
Wheelbase	3,000	3,000
Passenger compartment		
length	2,570	2,570
width	1,692	1,692
height	1,394	1,610
area	4.3m <sup>2</sup>	4.3m <sup>2</sup>
volume	5.8m <sup>3</sup>	6.7m <sup>3</sup>
Width (between wheel housings)	1,244	1,244
Lateral sliding door		
width	1,020	1,020
height	1,284	1,284
Tailgate		
width	1,485	1,485
height	1,295	1,295
Turning circle (wall to wall)	11.9m	11.9m
Load space (seat-back to doors)		
- 1st rear row	1,339	1,339
- 2nd rear row	505	505

Dimensions in mm unless otherwise indicated.

■ Indicates optional roof height.

## Window van long wheelbase low, medium and high roof.



	Roof height		
	low	med	high
Wheelbase	3,400	3,400	3,400
Passenger compartment			
length	2,970	2,970	2,970
width	1,692	1,692	1,692
height	1,394	1,610	1,925
area	5.0m <sup>2</sup>	5.0m <sup>2</sup>	5.0m <sup>2</sup>
volume	6.7m <sup>3</sup>	7.8m <sup>3</sup>	9.3m <sup>3</sup>
Width (between wheel housings)	1,244	1,244	1,244
Lateral sliding door			
width	1,020	1,020	1,020
height	1,284	1,284	1,284
Tailgate			
width	1,485	1,485	-
height	1,295	1,295	-
Rear doors <sup>1</sup>			
width	-	-	1,485
height	-	-	1,692
Turning circle (wall to wall)	13.2m	13.2m	13.2m
Load space (seat-back to doors)			
- 1st rear row	1,739	1,739	1,739
- 2nd rear row	905	905	905

<sup>1</sup> High roof only available with rear doors.

Dimensions in mm unless otherwise indicated.

■ Indicates optional roof height.

The height measurements listed here may differ by approx ± 50mm depending on equipment fitted.

Please note vehicle drawings are not to scale.

Model	Gross vehicle weight		Axle load limit front / rear kg	Trailer weight braked / unbraked* kg	Gross train weight kg	Unladen weight** kg	Payload*** kg
	kg	Engine					
T30	3,000	84PS TDI PD	1,480 / 1,550	2,200 / 750	4,800	1,852	1,148
		130PS TDI PD Tiptronic	1,575 / 1,550	2,500 / 750	5,200	1,927	1,073
		130PS TDI PD 4MOTION®	1,575 / 1,550	2,500 / 750	5,300	2,028	972
		174PS TDI PD	1,575 / 1,550	2,500 / 750	5,200	1,927	1,073
T32	3,200	102PS TDI PD	1,640 / 1,720	2,500 / 750	5,200	1,879	1,321
		130PS TDI PD	1,640 / 1,720	2,500 / 750	5,200	1,967	1,233

Model	Gross vehicle weight		Axle load limit front / rear kg	Trailer weight braked / unbraked* kg	Gross train weight kg	Unladen weight** kg	Payload*** kg
	kg	Engine					
T32	3,200	102PS TDI PD	1,640 / 1,720	2,200 / 750	5,200	1,914	1,286
		130PS TDI PD	1,710 / 1,720	2,500 / 750	5,200	1,989	1,211
		174PS TDI PD	1,710 / 1,720	2,500 / 750	5,200	1,989	1,211

Trailer nose weight is 100kg.

Roof load limit (not medium or high roof) is: maximum 150kg (with 4 roof bars).  
maximum 100kg (with 2 roof bars).

Tailgate load limit (where fitted) is maximum 75kg.

Vehicles with medium or high roof have no provision for roof loads.

\* For 12% gradient.

\*\* Unladen weight includes full tank of fuel, excludes crew.

\*\*\* Payload with full tank of fuel, excluding crew. Payload = gross vehicle weight - unladen weight.

Weights are for vehicles with standard specification. The addition of factory options or Volkswagen Van Centre fitted accessories may affect unladen weight and payload.

### VAT information.

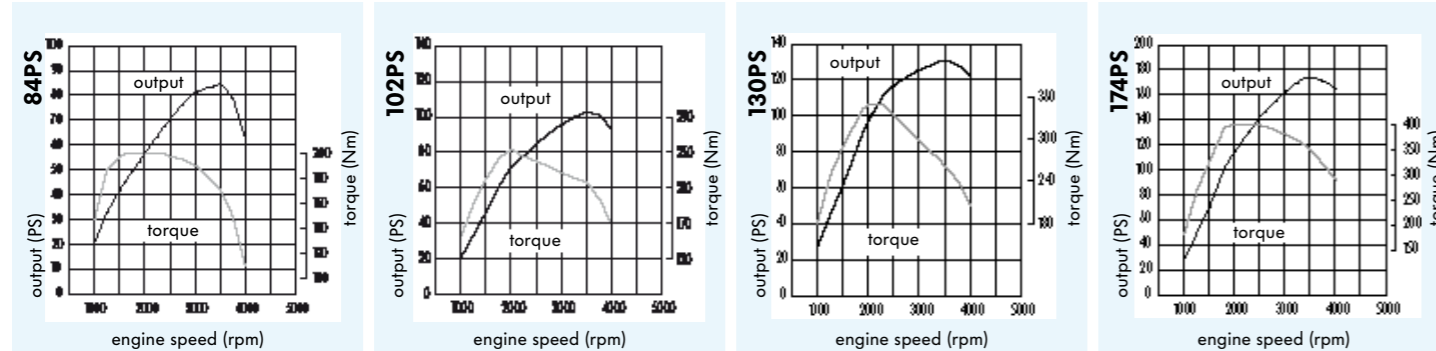
The VAT paid on window vans can usually be recovered if the vehicle is purchased by a VAT registered business. However VAT incurred on the purchase of vans fitted with windows and/or seats to the rear of the driver cannot be recovered unless the vehicle payload meets or exceeds 1,000kg. Otherwise VAT incurred on these vehicles is not available for recovery unless the vehicle is used for 100% business purposes. It is the customer's responsibility to deal with the VAT correctly. Customers should always seek professional advice to establish their own personal tax position.

## Transporter window van engine specification.

	84PS TDI PD	102PS TDI PD	130PS TDI PD	174PS TDI PD
Engine type	Transverse, water cooled in line variable turbine geometry turbocharger with intercooler			
Mixture preparation/injection method	Unit injector pump direct injection			
Exhaust emission standard	EU 4			
No. of cylinders	4		5	
Cubic capacity, cm <sup>3</sup>	1,896		2,460	
Output, PS at rpm	84 at 3,500	102 at 3,500	130 at 3,500	174 at 3,500
Torque, max. Nm/rpm	200/2,000	250/2,000	340/2,000	400/2,000
Diesel particulate filter	◦	◦	•	•
5-speed manual gearbox	•	•	-	-
6-speed manual gearbox	-	-	•	•
6-speed Tiptronic auto	-	-	•	-
Front wheel drive	•	•	•	•
4MOTION® all wheel drive	-	-	•	-

### Electrics.

Alternator	90A	150A
Battery	61Ah (330A)	72Ah (380A)



- Available
- Not available
- Optional

## 4MOTION® – gets to grips with hard work.

The Transporter 4MOTION® all wheel drive system is designed to maintain traction in poor surface conditions like rain, snow, mud or gravel. By distributing drive to the wheels with the most grip, 4MOTION® offers stable road-holding and enhanced safety, reacting to the slightest loss of traction in milliseconds.

Available with the 130PS engine, 4MOTION® is linked through control units to the vehicle's dynamic sensors, engine management system and gearbox, and is designed to be compatible with ABS. All vehicles fitted with 4MOTION® also have a locking rear differential for additional traction in extreme circumstances.



## Transporter fuel consumption, CO<sub>2</sub> emissions and performance.

Engine		Urban mpg (l/100km) <sup>††</sup>	Extra urban mpg (l/100km) <sup>††</sup>	Combined mpg (l/100km) <sup>††</sup>	Acceleration 0-62 mph	Top speed (where the law permits) mph	CO <sub>2</sub> emissions (g/km)
<b>Window van with low roof. (T30 and T32 short wheelbase and T32* long wheelbase)</b>							
84PS TDI PD	1.9 litre	30.1 (9.4)	39.2 (7.2)	35.3 (8.0)	23.6	91	211
102PS TDI PD (T30 only)	1.9 litre	30.1 (9.4)	42.8 (6.6)	37.2 (7.6)	18.4	99	214
102PS TDI PD (T32 only)	1.9 litre	28.0 (10.1)	40.9 (6.9)	34.9 (8.1)	18.6	96	214
130PS TDI PD	2.5 litre	25.9 (10.9)	41.5 (6.8)	34.0 (8.3)	15.3	104	219
130PS TDI PD Tiptronic**	2.5 litre	22.4 (12.6)	36.2 (7.8)	29.7 (9.5)	15.4	102	251
130PS TDI PD 4MOTION® <sup>†</sup>	2.5 litre	23.9 (11.8)	37.2 (7.6)	31.0 (9.1)	16.3	103	240
174PS TDI PD	2.5 litre	26.6 (10.6)	39.2 (7.2)	33.6 (8.4)	12.2	117	221
<b>Window van with medium roof. (T30 short wheelbase and T32* long wheelbase)</b>							
84PS TDI PD	1.9 litre	30.1 (9.4)	39.2 (7.2)	35.3 (8.0)	24.1	88	211
102PS TDI PD (T30 only)	1.9 litre	30.1 (9.4)	42.8 (6.6)	37.2 (7.6)	18.9	96	214
102PS TDI PD (T32 only)	1.9 litre	28.0 (10.1)	40.9 (6.9)	34.9 (8.1)	19.0	94	214
130PS TDI PD	2.5 litre	25.9 (10.9)	41.5 (6.8)	34.0 (8.3)	15.5	101	219
130PS TDI PD Tiptronic**	2.5 litre	22.4 (12.6)	36.2 (7.8)	29.7 (9.5)	15.6	99	251
130PS TDI PD 4MOTION® <sup>†</sup>	2.5 litre	23.9 (11.8)	37.2 (7.6)	31.0 (9.1)	16.4	99	240
174PS TDI PD	2.5 litre	26.6 (10.6)	39.2 (7.2)	33.6 (8.4)	12.4	113	221
<b>Window van with high roof. (T32* long wheelbase only)</b>							
102PS TDI PD	1.9 litre	28.0 (10.1)	39.8 (7.1)	34.4 (8.2)	19.3	91	217
130PS TDI PD	2.5 litre	25.9 (10.9)	38.7 (7.3)	32.8 (8.6)	15.9	98	227
174PS TDI PD	2.5 litre	26.6 (10.6)	37.2 (7.6)	32.5 (8.7)	12.6	108	229

\* 84PS not available on T32 models.

\*\* Tiptronic not available on T32 models.

† 4MOTION® only available on T30 models.

†† With 50% payload and 80 litre fuel tank capacity.

## Tiptronic gearbox.

Fully automatic gear changes or fully manual gear changes at the tip of your finger – you choose!

The Tiptronic gearbox allows you the choice of moving from automatic to manual gear changes simply by moving the gear lever into a second shift gate. This then allows you to change up or down manually through the gears which gives you greater control under certain driving conditions.

Available only on the 130PS engine, the Tiptronic gearbox even features a sports mode to maximise responsiveness to engine power.

Tiptronic – it's the best of both worlds!



## The Volkswagen Transporter shuttle.



The shuttle does exactly what its name suggests – it's perfect for shuttling passengers from here to there. Naturally it's the vehicle of choice for many taxi companies, airlines, hotels, public institutions and private groups as well as individual families.

The shuttle offers you comfort, flexibility and space, carrying up to 8 passengers plus the driver.

Available in S and SE, both models have removable seats which allow for wheelchair accessibility or additional luggage space. Specification differs between the two models, for example, the S has a durable rubber floor covering while the SE has carpeting and manual air conditioning.

Main features of the Transporter shuttle range include:

- Carries up to 8 passengers plus driver
- Short or long wheelbase
- Tailgate as standard, rear doors optional
- Heated rear window
- Twin side sliding doors with sliding windows
- 4 TDI PD diesel engines from 84PS to 174PS
- S and SE trim levels.

More detailed specifications and options can be found on the following pages.





# Transporter shuttle standard specifications.

## Body.

- 80 litre lockable fuel tank
- Electrically adjustable and heated exterior mirrors:
  - Convex on passenger's side
  - Spherical on driver's side
- Front and rear towing eyes
- Galvanised full steel body
- Heat reflective glass
- Jack and tool kit with steel spare wheel
- Side sliding doors on both sides with sliding windows
- Tailgate with heated rear window and wash/wiper system

## Interior.

- |  |   |   |
|--|---|---|
| <p><b>Front:</b></p> <ul style="list-style-type: none"> <li>• 2 folding and pivoted sun visors with vanity mirrors</li> <li>• Dash mounted gear lever</li> <li>• Driver and passenger grab handles on 'A' pillars</li> <li>• Driver and passenger seats with height, lumbar, reach and rake adjustment, and armrests</li> <li>• Interior light (including 2 reading lights)</li> </ul> | <ul style="list-style-type: none"> <li>• Storage:                     <ul style="list-style-type: none"> <li>- 2 storage compartments in dash panel beneath outer air vents</li> <li>- 2 storage compartments in driver's door</li> <li>- 2 storage compartments in passenger door</li> <li>- Drinks holder</li> <li>- Lockable glove compartment</li> <li>- Open storage compartment in dash panel including mobile phone holder</li> <li>- Overhead storage</li> <li>- Storage compartments in outer side of driver and passenger seats</li> <li>- Storage net on lower dash passenger side</li> <li>- Sunglasses holder in roof</li> </ul> </li> </ul> | <p><b>Rear:</b></p> <ul style="list-style-type: none"> <li>• 2 interior lights</li> <li>• 2-seater bench (right) and separate seat (left) in 1st row</li> <li>• 3-seater bench in 2nd row</li> <li>• Ashtray</li> </ul> |
|--|---|---|

## Functional.

- |  |  |  |
|--|--|--|
| <ul style="list-style-type: none"> <li>• 2 12V sockets</li> <li>• Digital clock</li> <li>• Dimmable dashboard illumination</li> <li>• Electric windows</li> <li>• Manually controlled heating with dust and pollen filter and air recirculation</li> </ul> | <ul style="list-style-type: none"> <li>• Radio/single CD player (2 DIN) with 4 speakers</li> <li>• Remote central locking with deadlocks, internal locking button and 2 remote keys</li> <li>• Rev counter</li> <li>• Warning buzzer for lights left on</li> </ul> | <ul style="list-style-type: none"> <li>• Windscreen wiper with 2-speed operation, variable intermittent delay and wash/wiper system</li> </ul> |
|--|--|--|

## Technical.

- |  |   |   |
|--|---|---|
| <ul style="list-style-type: none"> <li>• Front and rear axle:                     <ul style="list-style-type: none"> <li>- Anti-roll bars, front and rear</li> <li>- Front McPherson strut suspension</li> <li>- Independent suspension</li> <li>- Rear miniblock springs</li> <li>- Telescopic shock absorbers</li> </ul> </li> </ul> | <ul style="list-style-type: none"> <li>• Hydraulic brake system with ventilated disc brakes</li> <li>• Power steering</li> <li>• Steel wheels: 6.5J x 16</li> </ul> | <ul style="list-style-type: none"> <li>• Tyres: 205/65 R16 (on 84 and 102PS versions) 215/65 R16 (on 130 and 174PS versions)</li> </ul> |
|--|---|---|

## Safety and security.

- |   |   |  |
|---|---|--|
| <ul style="list-style-type: none"> <li>• 3rd brake light</li> <li>• ABS: Anti-lock Braking System</li> <li>• Alarm with interior monitoring and tow away protection (includes deactivation switch)</li> <li>• Breaksafe steering wheel lock</li> <li>• Childlocks in rear</li> <li>• Driver and passenger airbags</li> <li>• Dual tone horn</li> <li>• EBC: Engine Braking Control</li> </ul> | <ul style="list-style-type: none"> <li>• EBD: Electronic Brakeforce Distribution</li> <li>• Electronic immobiliser 'Transponder'</li> <li>• Halogen main headlights with headlight range control</li> <li>• Height adjustable and tensioning seatbelts for outer front seats</li> <li>• Height adjustable head restraints</li> <li>• Height and rake adjustable safety steering column</li> </ul> | <ul style="list-style-type: none"> <li>• ISOFIX child seat mountings in 2 seat bench in 1st row</li> <li>• Rear door interior release lever</li> <li>• Rear fog light</li> <li>• Rear view mirror with anti-dazzle function</li> <li>• Securing points in passenger and luggage compartment (SWB: 6, LWB: 8)</li> <li>• TCS: Traction Control System</li> <li>• Three-point inertia reel seat belts for all seats</li> </ul> |
|---|---|--|

## Model specific features.

### Shuttle S.

- |   |   |
|---|---|
| <ul style="list-style-type: none"> <li>• 'Box' fabric seat covers</li> <li>• Black centre wheel caps</li> </ul> | <ul style="list-style-type: none"> <li>• Grey bumpers</li> <li>• Rubber floor covering</li> </ul> |
|---|---|

### Shuttle SE.

- |  |  |  |
|--|--|--|
| <p>As S except:</p> <ul style="list-style-type: none"> <li>• Body coloured bumpers</li> <li>• Carpet floor covering</li> <li>• Chrome trim on radiator grille</li> </ul> | <ul style="list-style-type: none"> <li>• 'Corner' fabric seat covers</li> <li>• Full wheel trims</li> <li>• Manually controlled air conditioning, dash with rear roof vents</li> </ul> | <ul style="list-style-type: none"> <li>• Storage pockets on front seat backrests</li> <li>• Upgraded roof trim in passenger compartment</li> </ul> |
|--|--|--|



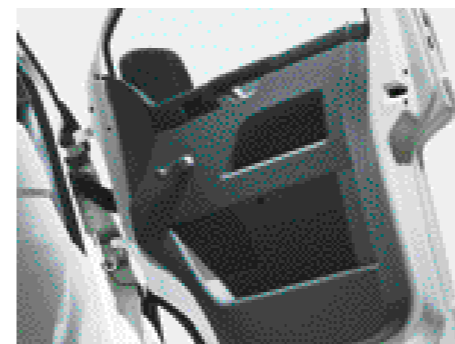
Twin side sliding doors.



Radio/CD player.



Vented roof trim. SE only.



Storage in driver and front passenger doors.



Dash mounted gear lever.



Tailgate.

## Transporter shuttle recommended retail prices.

Model	Manufacturer's RRP					Ins. group**	
	Basic retail excluding VAT £ †	VAT £ †	Total retail including VAT £ †	Total retail including OTR* excluding VAT £ †	Total retail including OTR* including VAT £ †		
<b>Shuttle S short wheelbase.</b>							
T30	84PS TDI PD 7HBB62	18,940.00	2,841.00	21,781.00	19,780.00	22,706.50	12E
	102PS TDI PD 7HBB72	19,660.00	2,949.00	22,609.00	20,500.00	23,534.50	13E
	130PS TDI PD 7HBB01	20,860.00	3,129.00	23,989.00	21,700.00	24,914.50	14E
<b>Shuttle S long wheelbase.</b>							
T30	84PS TDI PD 7HJB62	19,490.00	2,923.50	22,413.50	20,330.00	23,339.00	12E
	102PS TDI PD 7HJB72	20,210.00	3,031.50	23,241.50	21,050.00	24,167.00	13E
	130PS TDI PD 7HJB01	21,410.00	3,211.50	24,621.50	22,250.00	25,547.00	14E
<b>Shuttle SE short wheelbase.</b>							
T30	102PS TDI PD 7HBC72	21,110.00	3,166.50	24,276.50	21,950.00	25,202.00	13E
	130PS TDI PD 7HBC01	22,310.00	3,346.50	25,656.50	23,150.00	26,582.00	14E
	130PS TDI PD Tiptronic 7HBC03	23,310.00	3,496.50	26,806.50	24,340.00	27,922.00	14E
	174PS TDI PD 7HBC11	23,790.00	3,568.50	27,358.50	24,630.00	28,284.00	15E
<b>Shuttle SE long wheelbase.</b>							
T30	102PS TDI PD 7HJC72	21,660.00	3,249.00	24,909.00	22,500.00	25,834.50	13E
	130PS TDI PD 7HJC01	22,860.00	3,429.00	26,289.00	23,700.00	27,214.50	14E
	130PS TDI PD Tiptronic 7HJC03	23,860.00	3,579.00	27,439.00	24,890.00	28,554.50	14E
	174PS TDI PD 7HJC11	24,340.00	3,651.00	27,991.00	25,180.00	28,916.50	15E

† Calculated at 15% on all products.

\*\* Insurance group: As advised by the Association of British Insurers (ABI). Please see [www.abi.org.uk/carinsurance](http://www.abi.org.uk/carinsurance) for more information.

\*OTR (on the road) package includes the following (band J & K):  
 Delivery to retailer £550.00  
 Number plates £20.00  
 VAT £85.50  
 Road fund licence £215.00  
 First registration fee £55.00  
**Total £925.50**

\*OTR (on the road) package (Tiptronic) includes the following (band L):  
 Delivery to retailer £550.00  
 Number plates £20.00  
 VAT £85.50  
 Road fund licence £405.00  
 First registration fee £55.00  
**Total £1,115.50**

## Transporter shuttle factory options.

	Shuttle S		Shuttle SE		Manufacturer's RRP		
	SWB	LWB	SWB	LWB	Basic retail excluding VAT £ †	VAT £ †	Total retail including VAT £ †
<b>Paint options.</b>							
<b>Metallic and pearl paint</b>	•	•	•	•	475.00	71.25	546.25
<b>Black paint - 9000</b>	•	•	-	-	275.00	41.25	316.25
<b>Factory fitted options.</b>							
<b>Alloy wheels</b> - 'Cartagena' 16" with 215/65 R16 tyres, 4 with steel spare (84/102PS engines only)	•	•	•	•	510.00	76.50	586.50
<b>Alloy wheels</b> - 'Cartagena' 16", 4 with steel spare (130/174PS engines only)	•	•	•	•	420.00	63.00	483.00
<b>Alloy wheels</b> - 'Miyato' 16" with 215/65 R16 tyres, 4 with steel spare (84/102PS engines only)	•	•	•	•	445.00	66.75	511.75
<b>Alloy wheels</b> - 'Miyato' 16", 4 with steel spare (130/174PS engines only)	•	•	•	•	345.00	51.75	396.75
<b>Alloy wheels</b> - 'Thunder' 17" with 235/55 R17 tyres, 4 with steel spare (130/174PS engines only, not with tyres - all weather) <sup>1</sup>	•	•	•	•	910.00	136.50	1,046.50
<b>Battery</b> - second (included with parking heater A and B) <sup>1,2</sup>	•	•	•	•	125.00	18.75	143.75
<b>CD changer</b> - six disc	•	•	•	•	250.00	37.50	287.50
<b>Cruise control</b>	•	•	•	•	160.00	24.00	184.00
<b>ESP</b> <sup>3</sup>	•	•	•	•	295.00	44.25	339.25
<b>Fog lights</b> - front	•	•	•	•	135.00	20.25	155.25
<b>Mirrors</b> - electrically folding	•	•	•	•	115.00	17.25	132.25
<b>Mud flaps</b> - front and rear	•	•	•	•	90.00	13.50	103.50
<b>Parking brake</b> - hill hold control (includes ESP)	•	•	•	•	335.00	50.25	385.25
<b>Parking sensors</b> - front and rear (SE only)	-	-	•	•	325.00	48.75	373.75
<b>Parking sensors</b> - rear	•	•	•	•	185.00	27.75	212.75
<b>Privacy glass</b> - rear <sup>4</sup>	•	•	•	•	205.00	30.75	235.75
<b>Roof load rack preparation</b>	•	•	•	•	65.00	9.75	74.75
<b>Smoking pack</b> - ashtray, cigarette lighter and cup holder	•	•	•	•	15.00	2.25	17.25
<b>Sunblinds</b> - roller blinds on rear side windows	•	•	•	•	105.00	15.75	120.75
<b>Sunroof</b> - glass, electric, front <sup>1</sup>	•	•	•	•	445.00	66.75	511.75

• Options  
 - Not available

† Calculated at 15% on all products

<sup>1</sup> Not with seat pack E on LWB Tiptronic.

<sup>2</sup> **Battery - second:** 72Ah with dual passenger seat, 80Ah with single passenger seat.

<sup>3</sup> **ESP:** Also includes Active Rollover Protection (ARP), maximum brake support (more braking power for fully loaded vehicles), prefill (to reduce stopping distance/time), fading brake support and improved hydraulic brake assist.

<sup>4</sup> **Privacy glass:** All rear and side windows from 'B' pillar back are dark tinted.

## CO<sub>2</sub> emissions-based Vehicle Excise Duty.

Vehicle Excise Duty (Road Fund Licence) is based upon the type of fuel a vehicle uses and its carbon dioxide (CO<sub>2</sub>) emissions, measured in grams per kilometre (g/km). The DVLA has created seven categories for diesel engines.

Bands	£
A - up to 100 g/km	0.00
B - 101 to 110 g/km	35.00
C - 111 to 120 g/km	35.00
D - 121 to 130 g/km	120.00
E - 131 to 140 g/km	120.00
F - 141 to 150 g/km	125.00
G - 151 to 165 g/km	150.00
H - 166 to 175 g/km	175.00
I - 176 to 185 g/km	175.00
J - 186 to 200 g/km	215.00
K - 201 to 225 g/km	215.00
L - 226 to 255 g/km	405.00
M - over 255 g/km	405.00



16" 'Miyato' alloy wheel.



17" 'Thunder' alloy wheel.



Cruise control.



## Transporter shuttle factory options. (continued)

	Shuttle S		Shuttle SE		Manufacturer's RRP		
	SWB	LWB	SWB	LWB	Basic retail excluding VAT £ †	VAT £ †	Total retail including VAT £ †
<b>Factory fitted options. (continued)</b>							
<b>Tachograph</b> - digital, includes console on dash	•	•	•	•	440.00	66.00	506.00
<b>Towbar</b> - fixed ball with 13 pin socket <sup>5</sup>	•	•	•	•	340.00	51.00	391.00
<b>Towbar</b> - removable ball with 13 pin socket <sup>5</sup>	•	•	•	•	425.00	63.75	488.75
<b>Trip computer</b> (included with satellite navigation)	•	•	•	•	105.00	15.75	120.75
<b>Tyres</b> - all weather, 215/65 R16 (84/102PS engines only)	•	•	•	•	185.00	27.75	212.75
<b>Tyres</b> - all weather (130/174PS engines only, not with alloy wheels - 'Thunder' 17")	•	•	•	•	85.00	12.75	97.75
<b>Options packs.</b>							
<b>Satellite navigation A</b> - monochrome screen, includes trip computer <sup>6</sup>	•	•	•	•	1,165.00	174.75	1,339.75
<b>Satellite navigation B</b> - colour screen, includes trip computer <sup>7</sup>	•	•	•	•	1,770.00	265.50	2,035.50
<b>Visibility pack A</b> - headlamp washers, fluid level indicator and heated washer jets <sup>1</sup>	•	•	•	•	160.00	24.00	184.00
<b>Visibility pack B</b> - rain sensor and automatic dimming rear view mirror	•	•	•	•	85.00	12.75	97.75
<b>Airbag packs.</b>							
<b>Airbag pack C</b> - side and front curtain airbag (not with seat pack E)	•	•	•	•	230.00	34.50	264.50
<b>Airbag pack D</b> - side, front and rear curtain airbag (not with seat pack E)	•	-	•	-	465.00	69.75	534.75
<b>Door packs.</b>							
<b>Rear door pack C</b> - wing doors with heated rear windows and wash/wipe, with storage nets (not with tailgate - power latching)	•	•	•	•	250.00	37.50	287.50
<b>Side doors</b> - electric	•	•	•	•	585.00	87.75	672.75
<b>Tailgate</b> - power latching (not with rear door pack C)	•	•	•	•	125.00	18.75	143.75
<b>Heating and ventilation.</b>							
<b>Air conditioning pack B</b> - manual, dash with rear roof vents <sup>8</sup>	•	•	s	s	805.00	120.75	925.75
<b>Air conditioning pack D</b> - manual rear air conditioning, includes uprated alternator <sup>9</sup>	-	-	•	•	225.00	33.75	258.75
<b>Charcoal canister</b> - for ventilation system	•	•	•	•	15.00	2.25	17.25
<b>Parking heater A</b> - with timer, includes battery - second <sup>1,2</sup>	•	•	•	•	940.00	141.00	1,081.00
<b>Parking heater B</b> - with timer and remote control, includes battery - second <sup>1,2</sup>	•	•	•	•	1,050.00	157.50	1,207.50



Electrically operated side sliding doors.



Side, front and rear passenger curtain airbags.



Satellite navigation system.

	Shuttle S		Shuttle SE		Manufacturer's RRP		
	SWB	LWB	SWB	LWB	Basic retail excluding VAT £ †	VAT £ †	Total retail including VAT £ †
<b>Seat packs.</b>							
<b>Seats</b> - 'Duo' cloth upholstery (not SE models, not with seat pack E)	•	•	-	-	115.00	17.25	132.25
<b>Seat pack E</b> - dual passenger seat (not with airbag packs or seat pack J) <sup>10</sup>	•	•	•	•	75.00	11.25	86.25
<b>Seat pack F</b> - heated driver's seat <sup>9</sup>	•	•	•	•	110.00	16.50	126.50
<b>Seat pack G</b> - heated driver and front passenger seats <sup>9</sup>	•	•	•	•	220.00	33.00	253.00
<b>Seat pack J</b> - swivelling driver and single passenger seats (not with seat pack E) <sup>11</sup>	•	•	•	•	275.00	41.25	316.25

- Options
- Not available
- s Standard

† Calculated at 15% on all products

<sup>1</sup> Not with seat pack E on LWB Tiptronic.

<sup>2</sup> **Battery - second:** 72Ah with dual passenger seat, 80Ah with single passenger seat.

<sup>5</sup> **Towbars:** An adaptor is available from Van Centres, to allow connection to twin 7 pin sockets. Only one front towing eye with towbars.

<sup>6</sup> **Satellite navigation A:** Replaces radio/in-dash CD player, includes RDS radio function with single CD and CD changer control, where fitted (audio CDs cannot be played when using navigation function).

<sup>7</sup> **Satellite navigation B:** Replaces radio/in-dash CD player, includes RDS radio function and CD changer control, where fitted (audio CDs cannot be played).

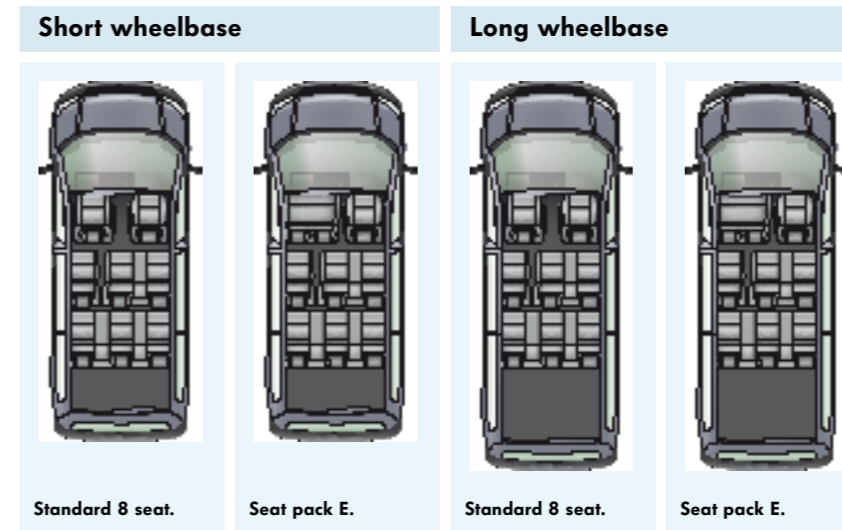
<sup>8</sup> **Uprated alternator:** 140A on 84/102PS engines, 180A on 130PS engines.

<sup>9</sup> **Uprated alternator:** 140A on 84/102PS engines, 180A on 130/174PS engines.

<sup>10</sup> **Seat pack E:** Not with alloy wheels - Thunder 17", sunroof, visibility pack A, battery - second or parking heaters A or B (only LWB Tiptronic).

<sup>11</sup> **Seat pack J:** Swivel seats include lumbar support and armrests but do not have height adjustment.

## Shuttle seating options.



Parking sensors.



Heated seats.

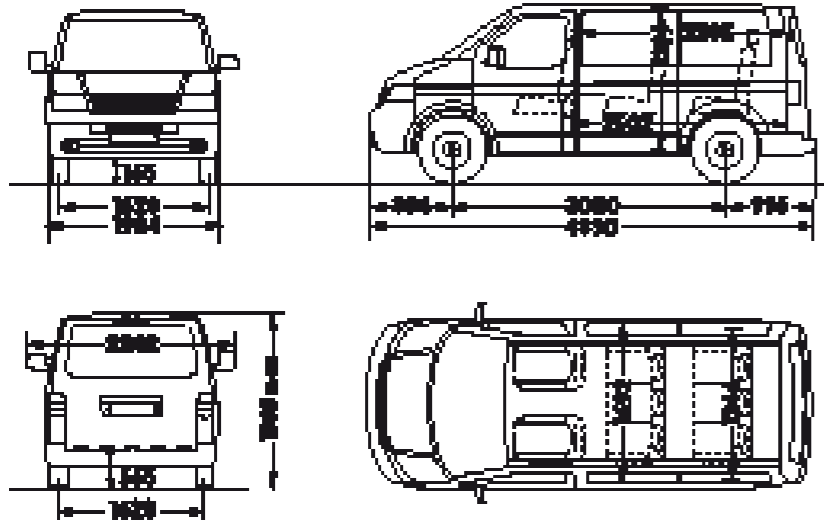


16" 'Cartagena' alloy wheel.



# Transporter shuttle dimensions and weights.

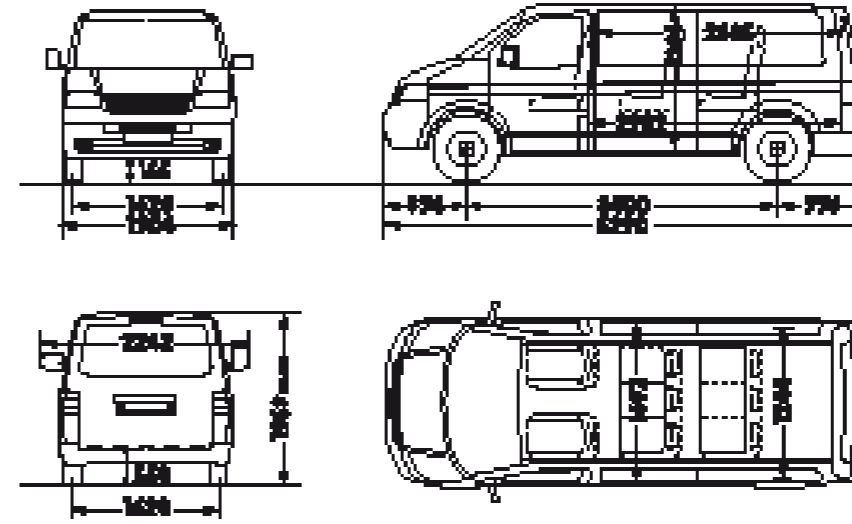
## Shuttle short wheelbase.



Wheelbase	3,000
Passenger compartment	
length	2,502
width	1,692
height	1,394
area	4.3m <sup>2</sup>
volume	5.8m <sup>3</sup>
Width (between wheel housings)	1,244
Side sliding door	
width	1,020
height	1,268
Tailgate	
width	1,485
height	1,295
Turning circle (wall to wall)	11.9m
Luggage space (seat-back to tailgate)	
- 1st rear row	1,339
- 2nd rear row	505

Dimensions in mm unless otherwise indicated.

## Shuttle long wheelbase.



Wheelbase	3,400
Passenger compartment	
length	2,902
width	1,692
height	1,394
area	5.0m <sup>2</sup>
volume	6.7m <sup>3</sup>
Width (between wheel housings)	1,244
Side sliding door	
width	1,020
height	1,268
Tailgate	
width	1,485
height	1,295
Turning circle (wall to wall)	13.2m
Luggage space (seat-back to tailgate)	
- 1st rear row	1,739
- 2nd rear row	905

Dimensions in mm unless otherwise indicated.

The height measurements listed here may differ by approx ± 50mm depending on equipment fitted. Please note vehicle drawings are not to scale.

Model	Gross vehicle weight kg	Engine	Axle load limit front / rear kg	Trailer weight braked / unbraked* kg	Gross train weight kg	Unladen weight** kg	Payload*** kg
-------	-------------------------	--------	---------------------------------	--------------------------------------	-----------------------	---------------------	---------------

### Shuttle S short wheelbase.

T30	3,000	84PS TDI PD	1,480 / 1,550	2,200 / 750	4,800	2,056	944
		102PS TDI PD	1,480 / 1,550	2,200 / 750	4,900	2,056	944
		130PS TDI PD	1,575 / 1,550	2,500 / 750	5,200	2,134	866

### Shuttle SE short wheelbase.

T30	3,000	102PS TDI PD	1,480 / 1,550	2,200 / 750	4,900	2,076	924
		130PS TDI PD	1,575 / 1,550	2,500 / 750	5,200	2,157	843
		130PS TDI PD Tiptronic	1,575 / 1,550	2,500 / 750	5,200	2,157	843
		174PS TDI PD	1,575 / 1,550	2,500 / 750	5,200	2,157	843

Model	Gross vehicle weight kg	Engine	Axle load limit front / rear kg	Trailer weight braked / unbraked* kg	Gross train weight kg	Unladen weight** kg	Payload*** kg
-------	-------------------------	--------	---------------------------------	--------------------------------------	-----------------------	---------------------	---------------

### Shuttle S long wheelbase.

T30	3,000	84PS TDI PD	1,550 / 1,550	2,200 / 750	4,800	2,105	895
		102PS TDI PD	1,550 / 1,550	2,200 / 750	4,900	2,105	895
		130PS TDI PD	1,575 / 1,550	2,500 / 750	5,200	2,182	818

### Shuttle SE long wheelbase.

T30	3,000	102PS TDI PD	1,550 / 1,550	2,200 / 750	4,900	2,123	877
		130PS TDI PD	1,575 / 1,550	2,500 / 750	5,200	2,205	795
		130PS TDI PD Tiptronic	1,575 / 1,550	2,500 / 750	5,200	2,205	795
		174PS TDI PD	1,575 / 1,550	2,500 / 750	5,200	2,205	795

Trailer nose weight is 100kg.

Roof load limit is: maximum 150kg (with 4 roof bars).  
maximum 100kg (with 2 roof bars).

Tailgate load limit (where fitted) is maximum 75kg.

\* For 12% gradient.

\*\* Unladen weight includes full tank of fuel, excludes crew.

\*\*\* Payload with full tank of fuel, excluding crew. Payload = gross vehicle weight - unladen weight.

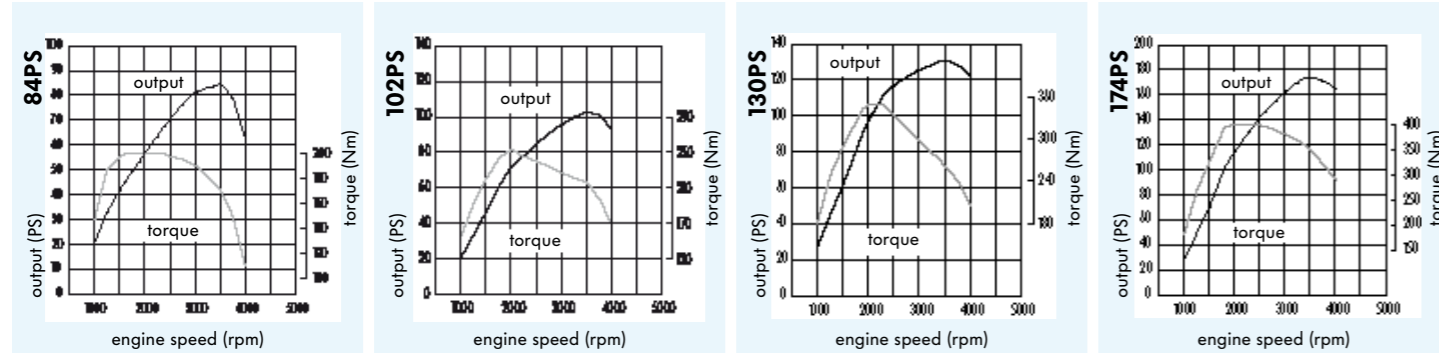
Weights are for vehicles with standard specification. The addition of factory options or Volkswagen Van Centre fitted accessories may affect unladen weight and payload.

## Transporter shuttle engine specification.

	84PS TDI PD	102PS TDI PD	130PS TDI PD	174PS TDI PD
Engine type	Transverse, water cooled in line variable turbine geometry turbocharger with intercooler			
Mixture preparation/injection method	Unit injector pump direct injection			
Exhaust emission standard	EU 4			
No. of cylinders	4		5	
Cubic capacity, cm <sup>3</sup>	1,896		2,460	
Output, PS at rpm	84 at 3,500	102 at 3,500	130 at 3,500	174 at 3,500
Torque, max. Nm/rpm	200/2,000	250/2,000	340/2,000	400/2,000
Diesel particulate filter	○	○	●	●
5-speed manual gearbox	●	●	-	-
6-speed manual gearbox	-	-	●	●
6-speed Tiptronic auto	-	-	●	-
Front wheel drive	●	●	●	●

### Electrics.

Alternator	- shuttle S	90A	150A	-
	- shuttle SE	-	140A	180A
Battery	95Ah (450A)			



- Available
- Not available
- Optional

## Tiptronic gearbox.

Fully automatic gear changes or fully manual gear changes at the tip of your finger – you choose!

The Tiptronic gearbox allows you the choice of moving from automatic to manual gear changes simply by moving the gear lever into a second shift gate. This then allows you to change up or down manually through the gears which gives you greater control under certain driving conditions.

Available only on the 130PS engine, the Tiptronic gearbox even features a sports mode to maximise responsiveness to engine power.

Tiptronic – it's the best of both worlds!



## Transporter shuttle fuel consumption, CO<sub>2</sub> and performance.

Model	Engine	Urban mpg (l/100km) <sup>†</sup>	Extra urban mpg (l/100km) <sup>†</sup>	Combined mpg (l/100km) <sup>†</sup>	Acceleration 0-62 mph	Top speed (where the law permits) mph	CO <sub>2</sub> emissions (g/km)
<b>Shuttle short and long wheelbase.</b>							
<b>S and SE</b>	84PS TDI PD	30.1 (9.4)	39.2 (7.2)	35.3 (8.0)	23.6	91	<b>211</b>
	102PS TDI PD	28.0 (10.1)	40.9 (6.9)	37.2 (7.6)	18.4	99	<b>199</b>
	130PS TDI PD	25.9 (10.9)	41.5 (6.8)	34.0 (8.3)	15.3	104	<b>219</b>
	130PS TDI PD Tiptronic*	22.4 (12.6)	36.2 (7.8)	29.7 (9.5)	15.4	102	<b>251</b>
	174PS TDI PD	26.6 (10.6)	39.2 (7.2)	33.6 (8.4)	12.2	117	<b>221</b>

\* Tiptronic available on SE only.

<sup>†</sup> With 50% payload and 80 litre fuel tank capacity.

## Paint colour and upholstery availability.

### Shuttle S.

<b>Paint</b>	Flannel grey	B9B9	■	Friesen green	X8X8	■	Wheat beige metallic	D1D1	○
	Bright orange	E3E3	■	Black	9000	○	Off-road grey metallic	M3M3	○
	Indian blue	F3F3	■	Fresco green metallic	3P3P	○	Shadow blue metallic	P6P6	○
	Tornado red	G2G2	■	Raven blue metallic	5Z5Z	○	Berry red pearl	9W9W	○
	Paprika red	H7H7	■	Reflex silver metallic	8E8E	○	Diamond black pearl	Z4Z4	○
	Grey white	T7T7	■	Pine green metallic	9Y9Y	○			
<b>Trim</b>	Box	DN	■	Duo	XW	○			

### Shuttle SE.

<b>Paint</b>	Tornado red	G2G2	■	Reflex silver metallic	8E8E	○	Shadow blue metallic	P6P6	○
	Grey white	T7T7	■	Pine green metallic	9Y9Y	○	Berry red pearl	9W9W	○
	Fresco green metallic	3P3P	○	Wheat beige metallic	D1D1	○	Diamond black pearl	Z4Z4	○
	Raven blue metallic	5Z5Z	○	Off-road grey metallic	M3M3	○			
<b>Trim</b>	Corner	GV	■						

For paint colours and upholstery guide, please refer to pages 78 and 79.

- No extra cost.
- Available at extra cost.



## The Volkswagen Crafter window van.



The latest and largest addition to the Volkswagen range, the Crafter's chunky good looks only partially reveal its underlying strengths. Powerful engines with enough torque to satisfy the most demanding business uses, enough space to carry up to 8 passengers, and an array of features to satisfy the most discerning of customers – all make the Crafter the vehicle of choice for a range of passenger-carrying businesses.

We detail more of those choices on the following pages, but these are primary choices you get from the Crafter range:

- Seating options for up to 8 passengers plus driver
- Two TDI common-rail diesel engines
- Medium or long wheelbase options.

And these features are standard across the range:

- ABS\*
- ESP\* for load stability
- TCS\*
- Wide side sliding door.

If you need to carry more than 8 passengers, please see Engineered for you™ page, or ask one of our Van Centre staff. Whatever your basic passenger-carrying requirement is, there will be a Crafter model which will do the job. Other features and options are listed on the following pages.

\* Please refer to the glossary on page 85 of this brochure.



# Crafter window van standard specifications.

## Body.

- 75 litre fuel tank with lockable cap
- Black bumpers with integrated front step
- Black wheel centre caps
- Externally adjustable external convex mirrors with indicators
- Front and rear towing eyes
- Heat reflective glass
- Lateral side marker lights
- Rear wing doors with heated windows
- Sheet steel flooring
- Side sliding door on left
- Tyre repair kit and compressor
- Windows - fixed left and right

## Interior.

- Cab area:**
  - 2 folding and pivoted sun visors
  - Coat hook
  - Driver's seat with height, reach and rake adjustment
  - Grab handles
  - 'Box' fabric seat covers
  - Interior light (including 2 reading lights)
  - Moulded headlining
  - Rubber floor covering
- Storage:**
  - 5 drinks holders
  - Document holder on centre console
  - Glove compartment
  - Overhead storage (max load 5kg)
  - Storage compartment in right step
  - Storage compartments (open and closed) in doors
  - Storage nets on inside rear doors
  - Storage tray in centre console
  - Storage tray on dashboard
- Rear:**
  - Door-activated interior lighting
  - Interior entry step
  - Rear door interior release lever

## Functional.

- 3 12V sockets
- Digital clock
- Dimmable dashboard illumination
- Electric windows
- Manually controlled heating system with charcoal filter and air recirculation
- Parking lights (MWB only)
- Radio/single CD player, MP3 compatible with 5 speakers
- Remote central locking with 2 remote keys
- Rev counter
- Warning buzzer for lights left on
- Windscreen wiper with variable intermittent delay and wash/wiper system

## Technical.

- Front and rear axle:
  - Anti-roll bar, front
  - Front transverse leaf spring independent suspension
  - Rear rigid axle with leaf springs - single leaf
  - Telescopic shock absorbers
- Hydraulic brake system with front ventilated and rear solid disc brakes
- Power steering
- Steel wheels: 61/2J x 16
- Tyres: 235/65 R16C

## Safety and security.

- 3rd brake light
- ABS: Anti-lock Braking System
- Automatic hazard lights activation under emergency braking
- Brake pad wear, failure and fluid level indicators
- Driver's airbag
- EBA: Electronic Brake Assist
- EBD: Electronic Brakeforce Distribution
- EDL: Electronic Differential Lock
- ESP: Electronic Stabilisation Programme - load adjusting
- Electronic steering wheel lock
- Engine immobiliser 'Transponder'
- Halogen main headlights with headlight range control
- Height adjustable head restraints
- Height adjustable seat belts for all outer cab seats
- Parking brake
- Rear fog light
- Rear view mirror with anti-dazzle function
- Seat belt warning light for driver
- TCS: Traction Control System
- Thatcham Category 1 alarm with interior (front and rear) and tow-away protection and back-up horn
- Three point inertia reel seat belts for all seats




Overhead console.



Overhead storage.



Radio/CD player.



Third brake light.



Shiftmatic.



Driver's airbag.



## Crafter window van recommended retail prices.

Model			Manufacturer's RRP			Ins. group**		
			Basic retail excluding VAT £ †	VAT £ †	Total retail including VAT £ †		Total retail including OTR* excluding VAT £ †	Total retail including OTR* including VAT £ †
<b>Window van medium wheelbase high roof.</b>								
CR35	109PS TDI	2EE1B5	23,350.00	3,502.50	26,852.50	24,380.00	27,968.00	9E-T1
	136PS TDI	2EE1C5	24,250.00	3,637.50	27,887.50	25,280.00	29,003.00	10E-T1
	136PS TDI Shiftmatic	2EE1CA	25,000.00	3,750.00	28,750.00	26,030.00	29,865.50	10E-T1
<b>Window van long wheelbase high roof.</b>								
CR35	109PS TDI	2EK1B5	24,170.00	3,625.50	27,795.50	25,200.00	28,911.00	10E-T1
	136PS TDI	2EK1C5	25,070.00	3,760.50	28,830.50	26,100.00	29,946.00	10E-T1
	136PS TDI Shiftmatic	2EK1CA	25,820.00	3,873.00	29,693.00	26,850.00	30,808.50	10E-T1

\*OTR (on the road) package includes the following:  
 Delivery to retailer £550.00  
 Number plates £20.00  
 VAT £85.50  
 Road fund licence £405.00  
 First registration fee £55.00  
**Total £1,115.50**


† Calculated at 15% on all products.

\*\* Insurance group: As advised by the Association of British Insurers (ABI). Please see [www.abi.org.uk/carinsurance](http://www.abi.org.uk/carinsurance) for more information.

## CO<sub>2</sub> emissions-based Vehicle Excise Duty.

Vehicle Excise Duty (Road Fund Licence) is based upon the type of fuel a vehicle uses and its carbon dioxide (CO<sub>2</sub>) emissions, measured in grams per kilometre (g/km). The DVLA has created seven categories for diesel engines.

Bands	£
A – up to 100 g/km	0.00
B – 101 to 110 g/km	35.00
C – 111 to 120 g/km	35.00
D – 121 to 130 g/km	120.00
E – 131 to 140 g/km	120.00
F – 141 to 150 g/km	125.00
G – 151 to 165 g/km	150.00
H – 166 to 175 g/km	175.00
I – 176 to 185 g/km	175.00
J – 186 to 200 g/km	215.00
K – 201 to 225 g/km	215.00
L – 226 to 255 g/km	405.00
M – over 255 g/km	405.00



Adjustable driver's seat.



Electric windows.

## Crafter window van factory options.

	CR35		Manufacturer's RRP		
	MWB	LWB	Basic retail excluding VAT £ †	VAT £ †	Total retail including VAT £ †
<b>Paint options.</b>					
Deep black paint - 3902	•	•	375.00	56.25	431.25
Metallic paint	•	•	700.00	105.00	805.00
Pearl effect paint	•	•	750.00	112.50	862.50
Danish blue paint - 9506	•	•	100.00	15.00	115.00
<b>Factory fitted options.</b>					
Alloy wheels	•	•	420.00	63.00	483.00
Battery - uprated 110Ah (not with heated windscreen or tachograph - digital)	•	•	30.00	4.50	34.50
Cruise control	•	•	190.00	28.50	218.50
Electric mirrors - heated and adjustable	•	•	135.00	20.25	155.25
Fog lights - front, integrated in bumper	•	•	100.00	15.00	115.00
Headlight washers (included with visibility pack)	•	•	180.00	27.00	207.00
Heated windscreen (only with visibility pack, not with battery - uprated)	•	•	135.00	20.25	155.25
Keys - 2 additional keys	•	•	50.00	7.50	57.50
Mud flaps - front	•	•	25.00	3.75	28.75
Mud flaps - front and rear	•	•	50.00	7.50	57.50
Parking brake - hill hold control (standard on Shiftmatic)	•	•	60.00	9.00	69.00
Parking sensors - front and rear (only with electric mirrors)	•	•	280.00	42.00	322.00
Privacy glass - passenger compartment					
MWB	•	-	250.00	37.50	287.50
LWB	-	•	310.00	46.50	356.50
Reversing camera - includes 7" monitor on dashboard (not with parking sensors)	•	•	740.00	111.00	851.00
Reversing camera with front and rear parking sensors - includes 7" monitor on dashboard (only with electric mirrors, not with step - rear, full width)	•	•	1,025.00	153.75	1,178.75
Roof load rack preparation	•	•	80.00	12.00	92.00
Satellite navigation A - colour screen with arrow navigation (CD)	•	•	1,030.00	154.50	1,184.50
Satellite navigation B - colour screen with map navigation (DVD)	•	•	1,620.00	243.00	1,863.00

• Options.  
 - Not available.


† Calculated at 15% on all products.



16" alloy wheels.



Cruise control.



Headlight washers.

## Crafter window van factory options. (continued)

	CR35		Manufacturer's RRP		
	High roof		Basic retail excluding VAT £ †	VAT £ †	Total retail including VAT £ †
	MWB	LWB			
<b>Factory fitted options. (continued)</b>					
Spare wheel - steel	•	•	0.00	0.00	0.00
Speed limiter 90km/h	•	•	35.00	5.25	40.25
Speed limiter 100km/h	•	•	35.00	5.25	40.25
Speed limiter 120km/h	•	•	35.00	5.25	40.25
Steering wheel - height and reach adjustable	•	•	60.00	9.00	69.00
Steering wheel - multi-function, includes trip computer (included with satellite navigation packs)	•	•	210.00	31.50	241.50
Step - rear, in bumper (not with towbars)	•	•	115.00	17.25	132.25
Tachograph - digital (not with battery - uprated)	•	•	400.00	60.00	460.00
Temperature display - external (included with air conditioning, satellite navigation packs and steering wheel - multi-function)	•	•	85.00	12.75	97.75
Tyre pressure warning light	•	•	260.00	39.00	299.00
Tyres - all weather	•	•	85.00	12.75	97.75
<b>Options packs.</b>					
Visibility pack - rain sensor, headlamp washers and automatic light sensor	•	•	300.00	45.00	345.00
<b>Airbag packs.</b>					
Airbag pack A - passenger	•	•	210.00	31.50	241.50
Airbag pack B - passenger, side and front curtain airbags (only with seat packs B or D)	•	•	735.00	110.25	845.25
Airbag pack C - side airbag driver's side only (not with airbag pack A or B)	•	•	100.00	15.00	115.00
<b>Door packs.</b>					
Rear doors - 270° hinges	•	•	255.00	38.25	293.25

	CR35		Manufacturer's RRP		
	High roof		Basic retail excluding VAT £ †	VAT £ †	Total retail including VAT £ †
	MWB	LWB			
<b>Heating and ventilation.</b>					
Air conditioning pack A - 'Climatic', includes temperature display, external <sup>1</sup>	•	•	925.00	138.75	1,063.75
Air conditioning pack B - 'Climatic', includes temperature display, external and second evaporator on the roof (for passenger compartment) <sup>1</sup>	•	•	1,975.00	296.25	2,271.25
<b>Roof packs.</b>					
Roof pack A - low roof (not with final drive axle ratio pack E on 109PS engines)	•	-	-800.00	-120.00	-920.00
<b>Seat packs.</b>					
Seat pack A - drivers seat with lumbar support	•	•	60.00	9.00	69.00
Seat pack B - driver and single passenger seat with lumbar support and inner armrest	•	•	180.00	27.00	207.00
Seat pack C - driver only with suspension and lumbar support	•	•	200.00	30.00	230.00
Seat pack D - driver and single passenger seat with suspension, lumbar support and inner armrest	•	•	435.00	65.25	500.25
Seat pack G - heated driver's seat	•	•	95.00	14.25	109.25
Seat pack H - heated driver and front passenger seat	•	•	190.00	28.50	218.50
Seat pack J - 1st rear row - 2 seat bench	•	•	345.00	51.75	396.75
Seat pack K - 2nd rear row - 2 seat bench	•	•	345.00	51.75	396.75
Seat pack L - 3rd rear row - 3 seat bench	•	•	520.00	78.00	598.00

- Options.
- Not available.

† Calculated at 15% on all products.

<sup>1</sup> Air conditioning: Alternator uprated to 180A.



Satellite navigation.



Electric mirrors.



Fog lights.



Automatic light sensor.



Air conditioning 'Climatic'.



Multi-function steering wheel.

## Crafter window van factory options. (continued)

	CR35		Manufacturer's RRP		
	High roof		Basic retail excluding VAT £ †	VAT £ †	Total retail including VAT £ †
	MWB	LWB			
<b>Towbar packs.</b>					
<b>Towbar pack A</b> - preparation, with socket <sup>2</sup>	•	•	105.00	15.75	120.75
<b>Towbar pack B</b> - preparation, with bracket, socket and cable (not with step - rear) <sup>2,3</sup>	•	•	175.00	26.25	201.25
<b>Towbar pack C</b> (towing weight 2.0t) - fixed ball with 13 pin socket (not with step - rear) <sup>2,3,4</sup>	•	•	295.00	44.25	339.25
<b>Towbar pack D</b> (towing weight 2.0t) - removable ball (not with step - rear) <sup>2,3,4</sup>	•	•	405.00	60.75	465.75
<b>Towbar pack E</b> (towing weight 2.0t) - jaw type with 13 pin socket (not with step - rear) <sup>2,3,4</sup>	•	•	300.00	45.00	345.00

- Options.
- Not available.

† Calculated at 15% on all products.

<sup>2</sup> **Towbars:** In most circumstances, for commercial use, a tachograph will be required when towing equipment is fitted.

<sup>3</sup> **Towbars:** Only one front towing eye.

<sup>4</sup> **Towbars:** An adaptor is available from Volkswagen Van Centres, to allow connection to twin 7 pin sockets.

## Window van seating options.

### Front seats.

### Rear seat options.



Standard seats.



Seat pack J.



Seat pack K.



Seat pack L.

### Rear seat combinations.



Seat pack J.



Seat pack J and K.



Seat pack J, K and L.

**Please note:** Seat packs will affect vehicle payloads. Please ask your nearest Volkswagen Van Centre.

### VAT information.

The VAT paid on window vans can usually be recovered if the vehicle is purchased by a VAT registered business. However VAT incurred on the purchase of vans fitted with windows and/or seats to the rear of the driver cannot be recovered unless the vehicle payload meets or exceeds 1,000kg. Otherwise VAT incurred on these vehicles is not available for recovery unless the vehicle is used for 100% business purposes. It is the customer's responsibility to deal with the VAT correctly. Customers should always seek professional advice to establish their own personal tax position.



Seat packs.

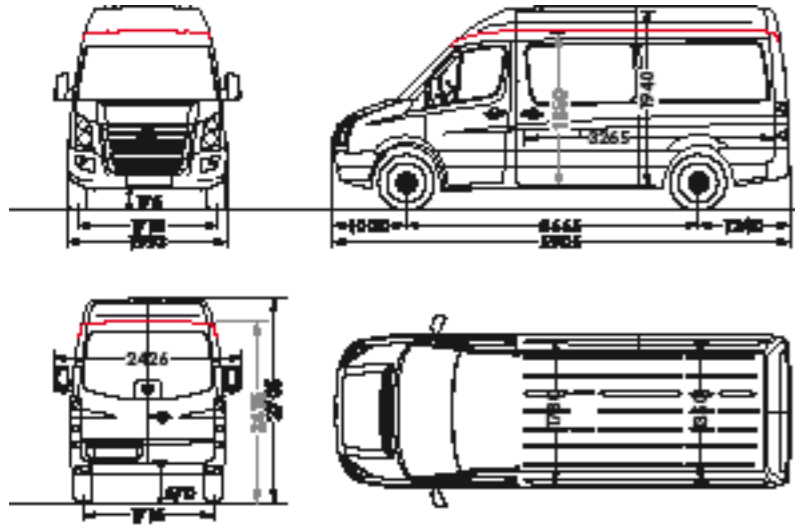


Towbars.



# Crafter window van dimensions and weights.

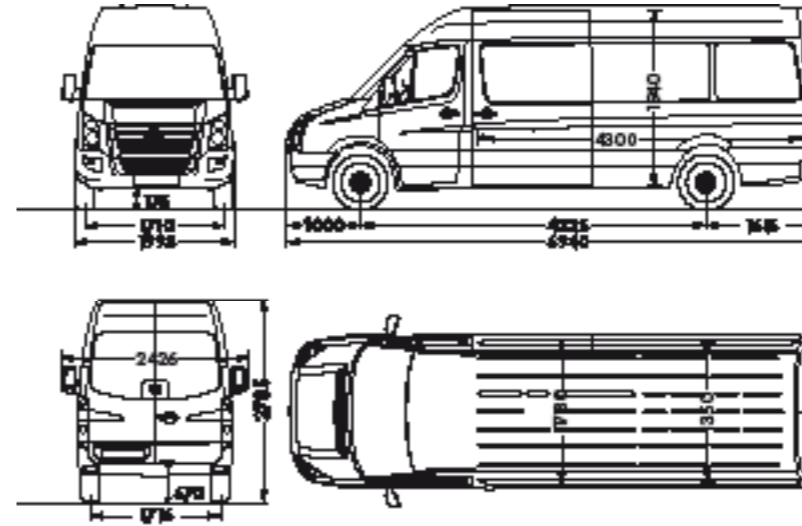
## Window van medium wheelbase high roof.



	Roof height	
	low	high
Wheelbase	3,665	3,665
Load compartment volume	9.0m <sup>3</sup>	11.0m <sup>3</sup>
Lateral sliding door width	1,300	1,300
height	1,520	1,820
Rear doors width	1,565	1,565
height	1,540	1,840
Turning circle (wall to wall)	13.6m	13.6m

Dimensions in mm unless otherwise indicated.

## Window van long wheelbase high roof.



	Roof height	
	low	high
Wheelbase	4,325	4,325
Load compartment volume	14.0m <sup>3</sup>	14.0m <sup>3</sup>
Lateral sliding door width	1,300	1,300
height	1,520	1,820
Rear doors width	1,565	1,565
height	1,540	1,840
Turning circle (wall to wall)	15.6m	15.6m

Dimensions in mm unless otherwise indicated.

The height measurements listed are based on vehicles with standard specification, and may differ by approx ± 40mm depending on equipment fitted. Please note vehicle drawings are not to scale.

Gross vehicle weight	Engine	Axle load limit front / rear	Trailer weight braked / unbraked*	Gross train weight	Unladen weight**	Payload***
Model kg		kg	kg	kg	kg	kg
<b>CR35 3,500</b>	109PS TDI	1,650 / 2,250	2,000 / #	5,500	2,230	1,270
	136PS TDI	1,650 / 2,250	2,000 / #	5,500	2,230	1,270
	136PS TDI Shiftmatic	1,650 / 2,250	2,000 / #	5,500	2,228	1,272

Gross vehicle weight	Engine	Axle load limit front / rear	Trailer weight braked / unbraked*	Gross train weight	Unladen weight**	Payload***
Model kg		kg	kg	kg	kg	kg
<b>CR35 3,500</b>	109PS TDI	1,800 / 2,250	2,000 / #	5,500	2,435	1,065
	136PS TDI	1,800 / 2,250	2,000 / #	5,500	2,435	1,065
	136PS TDI Shiftmatic	1,800 / 2,250	2,000 / #	5,500	2,433	1,067

Roof load limit 300kg.  
 Trailer nose weight 100kg.  
 All data is provisional.  
 # Value not available yet.  
 \* For 12% gradient.  
 \*\* Unladen weight includes full tank of fuel and driver (75kg), excludes crew.  
 \*\*\* Payload with full tank of fuel and driver (75kg), excluding crew.  
 Payload = gross vehicle weight - unladen weight.

Weights are for vehicles with standard specification. The addition of factory options or Volkswagen Van Centre fitted accessories may affect unladen weight and payload. For details on how optional equipment such as seat packs will affect payloads, please contact your nearest Volkswagen Van Centre.

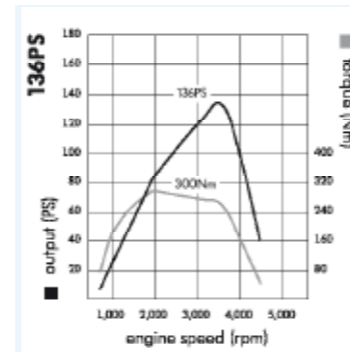
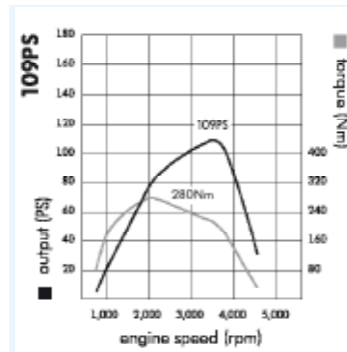
## Crafter window van engine specification.

	109PS TDI	136PS TDI
Mixture preparation/injection method	Common rail direct injection	
Exhaust emission standard	EURO 4	
No. of cylinders	5	
Cubic capacity, cm <sup>3</sup>	2,459	
Output, PS at rpm	109 at 3,500	136 at 3,500
Torque, max. Nm/rpm	280/2,000	300/2,000
Diesel particulate filter	•	•
6-speed manual gearbox	•	•
6-speed Shiftmatic gearbox	-	•
Rear wheel drive	•	•

### Electrics.

Alternator	110A
Battery	72Ah (380A)

- Available
- Not available



## Shiftmatic.

This lightweight gearbox combines the functionality of an automatic with the characteristics of a manual.

The Shiftmatic can be operated in either manual or automatic mode. In automatic mode all gears are selected automatically by the gearbox control unit, with a kick-down function for those times where extra acceleration is needed.

In manual mode, the driver pushes the gear lever forwards to change down, or backwards to change up, giving all the benefits of a manual gearbox without the need for a manual clutch – perfect for city driving.



## Crafter fuel consumption, CO<sub>2</sub> emissions and performance.











Model	Engine	Urban mpg (l/100km)*	Extra urban mpg (l/100km)*	Combined mpg (l/100km)*	CO <sub>2</sub> emissions (g/km)	Acceleration 0-62 mph	Top speed (where the law permits) mph
<b>Crafter window van medium and long wheelbases.</b>							
<b>CR35</b>	109PS TDI	21.2 (13.3)	35.3 (8.0)	28.5 (9.9)	<b>261</b>	18.5	89
	136PS TDI	20.2 (14.0)	35.8 (7.9)	28.0 (10.1)	<b>267</b>	15.3	93
	136PS TDI Shiftmatic	24.8 (11.4)	32.5 (8.7)	29.1 (9.7)	<b>255</b>	18.1	93

\* With 50% payload.

Some figures are provisional.  
The figures listed apply to vehicles without optional extras.










# Paint colours and upholstery.

## Solid paint.


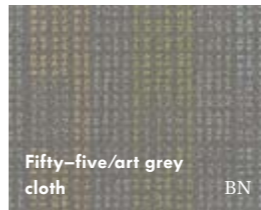




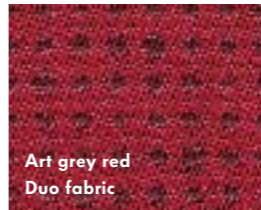
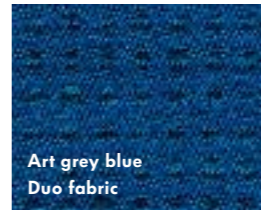

 Candy white B4B4	 Grey white T7T7	 Spectral yellow 1X1X	 Bright orange E3E3	 Tornado red G2G2
 Danish blue <sup>1</sup> 9506	 Flannel grey B9B9	 Stone blue <sup>1</sup> 9544	 Lime W5W5	 Friesen green 9644 <sup>1</sup> X8X8 X8X8 X8X8

 Paprika red H7H7	 Spanish red H9H9	 Steel blue B6B6	 Indian blue F3F3	 Surf blue 1C1C
 Lambada green F9F9	 Sea green 5U5U	 Deep black <sup>1</sup> 3902	 Black <sup>1</sup> 9000	

## Metallic paint:

 Red spice K7K7	 Shadow blue P6P6	 Raven blue 5Z5Z	 Pine green 9Y9Y	 Off-road grey M3M3
 Fresco green 3P3P	 Wheat beige D1D1	 Oxide silver Q5Q5	 Reflex silver 8E8E	

## Upholstery.

 Inca/art grey CS BY	 Fifty-five/art grey cloth BN	 Box/art grey DN <sup>2</sup> CV	 Rhombus/art grey leatherette MB NE ME	 Corner GV <sup>3</sup>
 Art grey Duo fabric 5	 Art grey red Duo fabric 5	 Art grey blue Duo fabric 5	 Duo/anthracite XW XW <sup>2</sup>	

## Pearl effect paint:

 Berry red 9W9W	 Tibet red 9E9E	 Mistral blue 2E2E	 Night black G6G6	 Diamond black Z4Z4
--	---	--	--	---

-  Available on Caddy Maxi window van.
-  Available on Caddy Maxi Life.<sup>5</sup>
-  Available on Transporter window van.
-  Available on Transporter shuttle.<sup>4</sup>
-  Available on Crafter window van.
-  Available on Caddy Maxi window van at extra cost.
-  Available on Caddy Maxi Life at extra cost.<sup>5</sup>
-  Available on Transporter window van at extra cost.
-  Available on Transporter shuttle at extra cost.<sup>4</sup>
-  Available on Crafter window van at extra cost.

**Please note:** Print processes do not allow exact reproduction of the paint and upholstery colours.

<sup>1</sup> These colours are available at extra cost.

<sup>2</sup> Not available for Transporter shuttle SE.

<sup>3</sup> Not available for Transporter shuttle S.

<sup>4</sup> Please refer to page 63 for Transporter shuttle model specific paint and upholstery availability.

<sup>5</sup> Please refer to page 35 for Caddy Maxi Life paint and upholstery combination availability.



## Accessories.

Our comprehensive range of Volkswagen Commercial Vehicle accessories is constantly evolving to ensure that we can satisfy your every need.

Whether you are looking to increase the flexibility of your vehicle or opting for an aesthetic enhancement, our vast array of accessory products coupled with our dedicated network of Van Centres will help you individualise an already well appointed vehicle.

For the full range of commercial vehicle and Life and Tour products and latest additions to the accessories range, visit our website [www.volkswagen-vans.co.uk/accessories](http://www.volkswagen-vans.co.uk/accessories) or pick up a commercial vehicles or Life and Tour accessory brochure from your nearest Van Centre.

Our Volkswagen approved accessories come with a **standard 3 years warranty** when purchased with a new vehicle or **2 years warranty** if you purchase an accessory after taking delivery of your vehicle.

### Sport and styling.



### Van care.




### Leather.



### Merchandise.




### Protection.



### Styling.



### Media.



### Touring.



### Leather.



### Towing.









## Glossary.

### **ABS** Anti-lock Braking System.

It can be very challenging to stop a van quickly on a slippery road. ABS helps take a lot of the effort and stress out of a situation. In fact, even an average driver can stop more effectively with ABS than a professional driver without.

The theory is simple, a wheel that's skidding has less traction than a wheel that is not. For example, if you try to pull away too quickly on ice your wheels spin, meaning no traction. Simply, ABS prevents the wheels from skidding whilst you slow down, which means you slow faster and are able to steer while you come to a stop.

### **EDL** Electronic Differential Lock.

Electronic Differential Lock uses the ABS sensors at driven wheels to determine if one of the wheels is spinning faster than the others. It uses the ABS system to momentarily apply braking to balance out the traction to the driven wheels. Front wheel drive vehicles typically have the most recognisable feel, as they make the typical ABS type pulsating sound when activated during wheel spin.

### **ESP** Electronic Stabilisation Programme.

When the vehicle is driving in situations close to its limit ESP makes it easier to control, providing greater directional stability. By applying the brakes on individual wheels it generates forces that help to keep the vehicle moving in the right direction. The system is permanently active and utilises the ABS, EBD, EDL and TCS safety systems. However, the system cannot override the physical limits of the vehicle. If the driver pushes the vehicle beyond its limits ESP will not prevent an accident. On Crafter models, the ESP sensor takes into account any load on board and adjusts its response accordingly.

### **ARP** Active Rollover Protection.

As part of the ESP system, ARP recognises an impending rollover and rapidly applies braking to selective wheels to resist the occurrence of rollover. Especially useful on a vehicle with a high centre of gravity such as a van. ARP detects excessive lateral force, for example driving too fast into a corner, which may result in a rollover.

### **TCS** Traction Control System.

Traction control helps limit tyre slip on slippery surfaces while accelerating, thus helping the driver have greater control. Using sensors at each wheel, the system recognises when traction has been lost and it momentarily applies braking to that wheel to regain the traction.

Traction control does not have the ability to increase traction; it just attempts to prevent a vehicle's wheels from spinning. In some vehicles, TCS is also known as ASR.

### **EBA** Electronic Brake Assist.

The Electronic Brake Assist system helps to shorten stopping distances, especially when fully laden. In an emergency when full brake pressure is required, a sensor recognises this and uses a hydraulic booster to aid the driver.

### **EBD** Electronic Brakeforce Distribution.

EBD helps prevent the rear-end from breaking away under heavy braking by ensuring maximum braking performance at both the front and rear wheels. Brake 'fading', as a result of overheating, is also counteracted.

### **DPF** Diesel Particulate Filter.

A diesel particulate filter is a system for removing particulates from diesel exhausts and is a major step forward in the reduction of particulate contaminants in the environment.

### **EBC** Engine Braking Control.

This system prevents the driven wheels from locking due to the engine braking effect when the accelerator pedal is released suddenly or when the vehicle is braked with a gear engaged.

### **Passive safety.**

Passive safety refers measures that help protect the occupants against injury or help reduce injury severity in the event of an accident. Passive safety measures include the safety belt system, the airbags\*, the rigid occupant cell and the crumple zones at the front of the vehicle. Safety features built-in to the body, front and rear, help dissipate most of the impact energy. All help provide excellent all-around protection.



## Dedicated Van Centre network.



Our network of Van Centres is spread throughout the UK, and forms the backbone of everything we do for you. Week in, week out, our Van Centres provide vital technical support and practical backup for everything that relates to Volkswagen vans. This reservoir of knowledge and array of technical ability is there for you when you need it.

We're constantly improving and extending our range of services, and improving opening hours to meet

your needs. After all, you need your vehicle serviced at the most convenient time, and we understand that down time equals lost income.

And don't forget, having read through this brochure, if you still aren't sure which vehicle is the right one, then your nearest Van Centre staff will be pleased to help.

[www.vwvancentres.co.uk](http://www.vwvancentres.co.uk)



\* Airbags are supplemental restraints only and will not deploy under all accident circumstances. Always use seat belts and child seating appropriate for their size and age. All child seating must meet the current legislation.



# Passenger carriers

May 2009

This brochure supersedes all previous publications.  
CVW228RANG

[www.volkswagen-vans.co.uk](http://www.volkswagen-vans.co.uk)