

**PEUGEOT**  
**508 & 508 SW**  
WITH **HYBRID** TECHNOLOGY

**PEUGEOT**  
**508 & 508 SW**  
**PEUGEOT SPORT ENGINEERED**

PRICES - EQUIPMENT - TECHNICAL SPECIFICATIONS

Version 1.3 - Effective from 6th January 2022  
2022 Model Year



# PEUGEOT 508 & 508 SW

## ESCAPE THE ORDINARY

### QUICK LINKS

---

[EXPLORE THE RANGE](#)

[FROM ACTIVE PREMIUM TO GT – MODEL DETAILS](#)

[PRICING BY MODEL AND ENGINE](#)

[REINVENTING THE DRIVING EXPERIENCE](#)

[FROM ACTIVE SAFETY BRAKE TO ROAD SIGN RECOGNITION](#)

[STATE-OF-THE-ART NAVIGATION AND ENTERTAINMENT](#)

[SPORTY & TENACIOUS PERSONALITY](#)

[FULL ELECTRIC WITHOUT COMPROMISE](#)

[OPTIONAL SPECIFICATION PRICING DETAILS](#)

[FEATURES AND EQUIPMENT BY MODEL](#)

[SOLID, METALLIC AND SPECIAL FINISHES](#)

[LEATHER AND TEXTILE TRIM CHOICES](#)

[TWO-TONE AND DIAMOND CUT WHEEL CHOICES](#)

[NO COMPROMISE ON SPACE](#)

[TECHNICAL INFORMATION BY ENGINE CHOICE](#)

[TWO LEVELS OF SERVICE PLAN](#)

[OTR COSTS, WARRANTY AND PEUGEOT ASSISTANCE DETAILS](#)

For further information visit our website at [peugeot.co.uk](https://www.peugeot.co.uk) or contact your local PEUGEOT Retailer



# PEUGEOT 508 & 508 SW

## EXPLORE THE RANGE

# STANDARD SPECIFICATION

---

### Safety & Security

- ABS (Anti-lock Braking System)
- Active bonnet
- Airbags
  - Adaptive driver and front passenger airbags (includes passenger airbag deactivation function)
  - Driver and front passenger side thorax airbags
  - Front and rear curtain airbags
- Alarm (perimetric, volumetric with lift and tilt sensor)
- Automatic door locking when moving off
- Automatic hazard light activation upon heavy brake application
- DAA1 (Driver attention alert system)
- Electric child locking functionality on rear windows and doors
- EBA (Emergency Brake Assist)
- EBD (Electronic Brake Force Distribution)
- ESP (Electronic Stability Programme)
- Exterior temperature indicator with ice warning
- Front optimised safety headrests and rear retractable headrests (x3), height-adjustable.
- Front three-point retractable seatbelts, height adjustable with pre-tensioners and force limiters. (Include visual and sound alerts if seatbelts are not fastened / unfastened whilst vehicle is in motion)
- Front and rear disc brakes
- IRC (Recommended Gear Indicator) manual versions only
- Headlights left on audible warning
- Indirect tyre under-inflation detection
- Isofix Child seat fittings (x2) (Rear seats)
- Locking wheel nuts (standard on 18" and 19" alloy wheels)
- Passenger airbag deactivation switch (to allow for child seat fitment)
- Programmable cruise control and speed limiter
- Rear three-point retractable seatbelts (x3), with pre-tensioners and force limiters in the outer rear seats. (Include visual and sound alerts if seatbelts are unfastened whilst vehicle is in motion)
- Speed limit recognition and recommendation
- Puncture repair kit

For further information visit our website at [peugeot.co.uk](http://peugeot.co.uk) or contact your local PEUGEOT Retailer



# PEUGEOT 508 & 508 SW

## EXPLORE THE RANGE

# STANDARD SPECIFICATION

---

### Comfort & Convenience

- Central front armrest with butterfly-wing opening and illuminated storage compartment
- Driver plip action (isolated unlock function for drivers door)
- Electric, heated and power folding door mirrors
- Electric parking brake (includes hill assist)
- Electric power steering with reach and rake-adjustable steering column
- Front central console with two cup-holders
- Front windscreen wipers with 'Magic Wash' cleaning system
- Heated rear windscreen with integrated antenna
- Map pockets on front seat backs
- Multifunction trip computer
- One-touch electric front and rear windows with pinch protection
- PEUGEOT i-Cockpit®:
  - Configurable 12.3" head-up digital instrument panel
  - 8.0" capacitive touchscreen
  - Compact multi-function steering wheel
- Power folding door mirrors
- Push button start
- Rear centre console ventilation system
- Rear coat hooks (x2)
- Rear seat ventilation (located in rear of centre console)
- Rear side and tailgate windows: Tinted
- Remote central locking (two remotes)
- 1/3 – 2/3 folding rear seat
- 3.7 kW monophasic On board charger (Hybrid versions)
- Mode 3 type 2 cable for Wallbox charging (Hybrid versions)

### Interior Features

- Dashboard, front and rear door panel finish: Carbon effect
- Flocked glove box interior with illumination
- Gear lever – automatic in full grain leather and satin chrome
- Interior LED lighting: front LED roof lighting with 3 x spotlights, 2 x LED ambient lights and 2 x rear reading lights, LED lighting in boot, glove box and connecting zone
- Pedals and foot rest: black rubber
- 'Piano keys': chrome plated toggle switches to access touchscreen functions
- Roof lining – 'Salin' light grey

### In Car Entertainment

- Bluetooth® telephone facility
- USB socket (x2) front
- 8-speaker radio, MP3 compatible
- 12 V socket (Active only)

### Exterior Features

- Aluminium longitudinal roof bars (SW Only)
- Body-colour exterior door handles
- Door mirror shells: Nera Black
- Gloss black B and C pillar and aerodynamic deflector trim
- Gloss black strip rear cluster connecting strip
- Model designation badges front and rear
- Radiator grille: chrome facets and gloss black edge trim
- Rear lower bumper gloss black 'diffuser effect' trim
- Side window trim: aluminium

### Exterior Lighting and Visibility

- Door mirror mounted LED courtesy approach lights
- Halogen headlights
- LED daytime running lights
- LED side indicator lights integrated into door mirrors
- Rear foglights
- Rear number plate lights (x2)
- Rear LED PEUGEOT signature 'Claw Effect' lights (with daylight function)
- Rear reversing lights



# PEUGEOT 508 & 508 SW

## STANDARD EQUIPMENT BY VERSION

For further information visit our website at [peugeot.co.uk](http://peugeot.co.uk) or contact your local PEUGEOT Retailer

### ACTIVE PREMIUM

#### AVAILABLE IN PETROL & DIESEL

With the perfect balance of character and strength, Active Premium is the perfect place to start your journey.

#### SAFETY AND SECURITY

- PEUGEOT Connect SOS and Assistance
- Safety Pack
  - AEB53 (Advanced Automatic Emergency Braking System)
  - Distance alert
  - SLI/ISA (Speed limit information/Intelligent Speed Adaption)
  - LKA (Active Lane Keeping Assistance) + road edge detection

#### COMFORT & CONVENIENCE

- Automatic dual zone climate control
- PEUGEOT Open and Go (keyless entry and push button start)
- Visio Park 1
  - Parking sensors - front and rear
  - 180° colour reversing camera
- Warning triangle

#### INTERIOR FEATURES

- Mistral full-grain leather steering wheel with stitch detail
- Seating
  - Driver and Front passenger seat manual adjustment (longitudinal and back rest angle)
  - Driver and front passenger seat mechanical height adjustment
  - Mistral tri-material 'Losange' cloth seat trim with copper 'Goa' stitch detail

#### IN CAR ENTERTAINMENT

- DAB radio (Digital Audio Broadcasting)
- Mirror Screen®
  - Apple CarPlay™
  - Android Auto

#### EXTERIOR FEATURES

- 16" 'Cypress' alloy wheels (Diesel)
- 16" 'Brandon' alloy wheels (Petrol)

#### EXTERIOR LIGHTING AND VISIBILITY

- Visibility pack
  - Automatic headlights
  - Automatic windscreen wipers
  - Electrochrome rear view mirror (auto dimming)
  - 'Follow me home' headlights



# PEUGEOT 508 & 508 SW

## STANDARD EQUIPMENT BY VERSION

For further information visit our website at [peugeot.co.uk](https://www.peugeot.co.uk) or contact your local PEUGEOT Retailer

### ALLURE PREMIUM

AVAILABLE IN PETROL,  
DIESEL & HYBRID

With added style and specification,  
enjoy the ultimate in understated luxury.

#### Active Premium Specification +

##### SAFETY AND SECURITY

- Safety plus pack
  - Blind Spot Monitoring
  - DAA3 (Advanced Driver Attention Alert)
  - PEUGEOT Smartbeam Assistance
  - Speed limit + road sign recognition and recommendation
- Drive Assist Pack Plus
  - ACC Stop and Go (Adaptive Cruise Control with stop and go function)
  - Lane positioning assist

##### COMFORT & CONVENIENCE

- PEUGEOT i-Cockpit®:
  - 10.0" High definition (HD) capacitive touchscreen
- Power folding door mirrors with blind spot detection indicator
- Rear armrest with ski flap and two cup-holders
- Rear side and tailgate windows: Dark tinted

##### EXTERIOR LIGHTING AND VISIBILITY

- Full LED headlights with static cornering light functionality
- LED front indicators
- Rear full LED 3D rear PEUGEOT signature 'Claw Effect' lights (with sequential 'welcome sequence' upon unlocking the vehicle)

**HYBRID**

\*Additional terms and conditions apply to connected services,  
including customer acceptance of location sharing prior to activation.

^Subject to subscription – after you have taken delivery of your vehicle,  
please subscribe on: <https://services-store.peugeot.co.uk>

##### EXTERIOR FEATURES

- 17" 'Merion' diamond cut two tone alloy wheels

##### INTERIOR FEATURES

- Ambient lighting to storage compartments
- Front and rear carpet mats in black with 'Beton' grey stitch detail
- Interior LED lighting plus: interior lighting as per Active Premium plus boot lighting x 2, illumination to vanity mirrors, centre console storage, cup holders and front footwells
- Seating
  - Driver and front passenger seat electric lumbar
  - Mistral tri-material 'Imila' leather effect and 'Brumeo' cloth seat trim with grey 'Béton' stitch detail

##### IN CAR ENTERTAINMENT

- Connected 3D Navigation\*
  - Automatic connection via PEUGEOT Connect
  - TomTom® Live updates (3 year subscription)^
  - SpeedCam / Danger Zones (3 year subscription)
- Voice recognition (radio, navigation and telephony features)
- USB socket (x2) rear (in lieu of 12v socket)



# PEUGEOT 508 & 508 SW

## STANDARD EQUIPMENT BY VERSION

For further information visit our website at [peugeot.co.uk](http://peugeot.co.uk) or contact your local PEUGEOT Retailer

### GT

#### AVAILABLE IN PETROL, DIESEL & HYBRID

The best of all worlds, sports styling combined with outstanding levels of efficiency and specification.

#### Allure Premium Specification +

##### INTERIOR FEATURES

- Aikinite contrast stitching to armrest, front centre console, door panels and dashboard fascia
- Blue ambient lighting to front door panels and front centre console
- Dashboard fascia, intricate stitch detail
- Flocked front door pocket interior
- Pedal and foot rest: aluminium
- Roof lining -Mistral black
- Gear lever - full grain leather and satin chrome
- Mistral full grain perforated leather steering wheel with Aikinite stitch detail and satin chrome 'GT' emblem
- Front and rear floor mats in 'Mistral' with double "Aikinite" stitching
- Seating
  - Mistal tri-material 'Belomka' leather effect and 'Ornis' cloth seat trim with Aikinite double stitch detail

##### EXTERIOR FEATURES

- Full LED headlights with static cornering light functionality
- LED front indicators
- Rear full LED 3D rear PEUGEOT signature 'Claw Effect' lights (with sequential 'welcome sequence' upon unlocking the vehicle)



**HYBRID**

# PEUGEOT 508 & 508 SW

## STANDARD EQUIPMENT BY VERSION

For further information visit our website at [peugeot.co.uk](http://peugeot.co.uk) or contact your local PEUGEOT Retailer

### GT PREMIUM

AVAILABLE IN PETROL,  
DIESEL & HYBRID

The ultimate in luxury, any journey no matter the distance will leave you wanting for nothing.

#### GT Specification +

##### SAFETY AND SECURITY

- Active suspension (PureTech 180 and 225 ONLY)

##### COMFORT & CONVENIENCE

- Power folding door mirrors with blind spot detection indicator and electrochrome (auto dimming) function
- Visio Park 3:
  - 360° HD colour camera system
  - Fully automated parking assistance

##### INTERIOR FEATURES

- Seating
  - Electrical lumbar and tilt adjustments, manual cushion length adjustment
  - Mistral leather effect and Alcantara seat trim
  - Stainless steel door sill scuff plates
  - Aluminium boot rails (SW Only)

##### EXTERIOR FEATURES

- 19" 'Augusta' two tone, tinted varnish finish diamond cut alloy wheels (Petrol & Diesel)
- 18" 'Sperone' two tone diamond cut alloys (PHEV)

##### IN CAR ENTERTAINMENT

- FOCAL® premium HIFI speaker system



18" 'Sperone' diamond cut two tone alloy wheels (Hybrid versions)

**HYBRID**



# PEUGEOT 508 & 508 SW

## STANDARD EQUIPMENT BY VERSION

For further information visit our website at [peugeot.co.uk](https://www.peugeot.co.uk) or contact your local PEUGEOT Retailer

### PEUGEOT SPORT ENGINEERED

Enter the era of neo-performance by PEUGEOT.

#### SAFETY AND SECURITY

- Active suspension
- Night Vision
- Drive Assist Pack Plus
  - ACC Stop and Go (Adaptive Cruise Control with stop and go function)
  - Lane positioning assist
- Driver Sport Pack
  - Dynamic functions with PSE specific numeric sound system
  - Sounds ambiance
  - Intense ambient blue lighting and screen animations
  - Multi point massage (if 'massage pack' is selected)

#### COMFORT AND CONVENIENCE

- Power folding heated door mirrors with blind spot detection indicator and electrochrome (auto dimming) function
- Visio Park 3:
  - 360° HD colour camera system
- PEUGEOT Open and Go (keyless entry and push button start)
- Boot load restraint net (SW Only)

#### IN CAR ENTERTAINMENT

- FOCAL® premium HIFI speaker system
- Wireless smartphone charging plate
- Connected 3D Navigation\*
  - Automatic connection via PEUGEOT Connect
  - TomTom® Live updates (3 year subscription)^
  - SpeedCam / Danger Zones (3 year subscription)^
  - Voice recognition (radio, navigation and telephony features)

#### INTERIOR FEATURES

- Seating
  - Electrical lumbar and tilt adjustments, manual cushion length adjustment with heated seats and massage function
  - Mistral Nappa Leather with Alcantara seat trim
- Mistral floor mats with Kryptonite stitching
- Aluminium boot rails (SW Only)

#### EXTERIOR FEATURES

- 20" 'EXXAR' two tone diamond cut alloy wheels
- Rear side and tailgate windows : Dark tinted

#### EXTERIOR LIGHTING AND VISIBILITY

- Full LED headlights with static cornering light functionality
- LED front indicators
- Rear full LED 3D rear PEUGEOT signature 'Claw Effect' lights (with sequential 'welcome sequence' upon unlocking the vehicle)



## HYBRID






\*Additional terms and conditions apply to connected services, including customer acceptance of location sharing prior to activation.

^Subject to subscription - after you have taken delivery of your vehicle, please subscribe on: <https://services-store.peugeot.co.uk>

# PEUGEOT 508 & 508 SW

## FASTBACK PRICE LIST

For further information visit our website at [peugeot.co.uk](http://peugeot.co.uk) or contact your local PEUGEOT Retailer

	Engine	Fuel	RDE2 Compliant	HP	Titre Code (Dialog Description)	CO <sub>2</sub> g/km	Basic MRRP	Vat (£)	Total MRRP	On The Road Costs	On The Road MRRP	P11D Value (£)	2021/22 BIK %	*Indicative 2021/22 BIK £/mth @ 20%	*Indicative 2021/22 BIK £/mth @ 40%
 ACTIVE PREMIUM	1.2L PureTech 130 EAT8 S6S 8-speed Efficient Automatic Transmission	Petrol	Yes	131	1PR8A5LNP1T0A0E0 (508 ACTP PT130A)	131	23,312.50	4,662.50	27,975.00	1,025	<b>29,000.00</b>	28,725.00	30%	139.70	279.40
	1.5L BlueHDi 130 EAT8 S6S 8-speed Efficient Automatic Transmission	Diesel	Yes	131	1PR8A5LMK1T0A0E0 (508 ACTP BHDI130A)	121	24,970.83	4,994.17	29,965.00	985	<b>30,950.00</b>	30,715.00	28%	139.67	279.35
 ALLURE PREMIUM HYBRID	1.2L PureTech 130 EAT8 S6S 8-speed Efficient Automatic Transmission	Petrol	Yes	131	1PR8A5RNP1T0A0E0 (508 ALLP PT130A)	131	25,104.17	5,020.83	30,125.00	1,025	<b>31,150.00</b>	30,875.00	30%	150.45	300.90
	1.5L BlueHDi 130 EAT8 S6S 8-speed Efficient Automatic Transmission	Diesel	Yes	131	1PR8A5RMK1T0A0E0 (508 ALLP BHDI130A)	121	26,762.50	5,352.50	32,115.00	985	<b>33,100.00</b>	32,865.00	28%	149.71	299.41
	HYBRID 225 e-EAT8 8-speed Efficient Automatic Transmission	Hybrid	Yes	225	1PR8A5SNKAT0A0E0 (508 ALLP HYB225A)	29	30,408.33	6,081.67	36,490.00	805	<b>37,295.00</b>	37,240.00	10%	62.01	124.02
 GT HYBRID	1.2L PureTech 130 EAT8 S6S 8-speed Efficient Automatic Transmission	Petrol	Yes	131	1PR8A5TNP1T0A0E0 (508 GT PT130A)	132	25,479.17	5,095.83	30,575.00	1,025	<b>31,600.00</b>	31,325.00	30%	152.70	305.40
	1.5L BlueHDi 130 EAT8 S6S 8-speed Efficient Automatic Transmission	Diesel	Yes	131	1PR8A5TMK1T0A0E0 (508 GT BHDI130A)	122	27,137.50	5,427.50	32,565.00	985	<b>33,550.00</b>	33,315.00	28%	151.81	303.61
	HYBRID 225 e-EAT8 8-speed Efficient Automatic Transmission	Hybrid	Yes	225	1PR8A5UNKAT0A0E0 (508 GT HYB225A)	32	30,783.33	6,156.67	36,940.00	805	<b>37,745.00</b>	37,690.00	13%	81.59	163.17
 GT PREMIUM HYBRID	1.2L PureTech 130 EAT8 S6S 8-speed Efficient Automatic Transmission	Petrol	Yes	131	1PR8A5VNP1T0A0E0 (508 GTP PT130A)	139	27,312.50	5,462.50	32,775.00	1,025	<b>33,800.00</b>	33,525.00	31%	169.16	338.31
	1.5L BlueHDi 130 EAT8 S6S 8-speed Efficient Automatic Transmission	Diesel	Yes	131	1PR8A5VMK1T0A0E0 (508 GTP BHDI130A)	128	28,970.83	5,794.17	34,765.00	985	<b>35,750.00</b>	35,515.00	29%	167.86	335.72
	HYBRID 225 e-EAT8 8-speed Efficient Automatic Transmission	Hybrid	Yes	225	1PR8A5ZNKAT0A0E0 (508 GTP HYB225A)	33	33,450.00	6,690.00	40,140.00	805	<b>40,945.00</b>	40,890.00	10%	68.09	136.18
 PEUGEOT SPORT ENGINEERED HYBRID	HYBRID4 360CH e-EAT8 4WD 8-speed Efficient Automatic Transmission	Hybrid	Yes	355	1PR8A5WRI2T0A0E0 (508 PSE HYB360A)	42	44,354.17	8,870.83	53,225.00	805	<b>54,030.00</b>	£53,975.00	12%	107.88	215.76

### All vehicles are RDE2 compliant

CO2 figures, P11D values, BIK%, BIK£ and MRRP pricing shown above are for a standard vehicle without any additional optional equipment. CO2 figures are used to calculate Vehicle Excise Duty (VED) for the first registration of the vehicle and BIK%. The addition of optional extras could increase the certified CO2 emission output. This in turn may affect the amount of VED payable upon registration, and, for company car drivers, the amount of Benefit in Kind (BIK) tax payable.

For further information on CO2 and pricing for vehicles with optional equipment, please visit [www.peugeot.co.uk](http://www.peugeot.co.uk) and configure your chosen vehicle with your preferred options. \*Indicative monthly BIK amounts are calculated by taking the P11D of a standard factory built vehicle without the addition of any optional equipment. This is then multiplied by the income tax rate (20 or 40%) giving an annual amount. This figure is then divided by 12 to reach a monthly amount. The figures quoted are for guidance only. For further information on company car tax comparisons please visit [www.compare.peugeot.co.uk/company-car-tax](http://www.compare.peugeot.co.uk/company-car-tax).

The fuel consumption or electric range achieved, and CO2 produced (where applicable), in real world conditions will depend upon a number of factors including, but not limited to: the accessories fitted (pre and post registration); the starting charge of the battery (PHEV only); variations in weather; driving styles and vehicle load. The plug-in hybrid range requires mains electricity for charging. The WLTP (Worldwide Harmonised Light Vehicles Test Procedure) is used to measure fuel consumption, electric range and CO2 figures. 'On the Road' MRRP includes registration plates and delivery to retailer (including VAT), 12 months' Vehicle Excise Duty and new vehicle registration fee of £55. Excludes fuel and insurance.

Figures shown are for comparison purposes and should only be compared to the fuel consumption, electric range and CO2 values of other cars tested to the same technical standard. All information and prices correct at time of publication, but are subject to change at any time without prior notice (which may occur as a result of matters including, but not limited to, any changes in legislation and/or any changes by the government).

# PEUGEOT 508 & 508 SW SW PRICE LIST

For further information visit our website at [peugeot.co.uk](http://peugeot.co.uk) or contact your local PEUGEOT Retailer

	Engine	Fuel	RDE2 Compliant	HP	Titre Code (Dialog Description)	CO <sub>2</sub> g/km	Basic MRRP	Vat (£)	Total MRRP	On The Road Costs	On The Road MRRP	P11D Value (£)	2021/22 BIK %	*Indicative 2021/22 BIK £/mth @ 20%	*Indicative 2021/22 BIK £/mth @ 40%
 ACTIVE PREMIUM	1.2L PureTech 130 EAT8 S6S 8-speed Efficient Automatic Transmission	Petrol	Yes	131	1PR8C5LNP1T0A0E0 (508SW ACTP PT130A)	134	24,645.83	4,929.17	29,575.00	1,025.00	<b>30,600.00</b>	30,325.00	30%	147.70	295.40
	1.5L BlueHDi 130 EAT8 S6S 8-speed Efficient Automatic Transmission	Diesel	Yes	131	1PR8C5LMK1T0A0E0 (508SW ACTP BHDI130A)	124	26,304.17	5,260.83	31,565.00	985.00	<b>32,550.00</b>	32,315.00	28%	147.14	294.28
 ALLURE PREMIUM HYBRID	1.2L PureTech 130 EAT8 S6S 8-speed Efficient Automatic Transmission	Petrol	Yes	131	1PR8C5RNP1T0A0E0 (508SW ALLP PT130A)	134	26,562.50	5,312.50	31,875.00	1,025.00	<b>32,900.00</b>	32,625.00	30%	159.20	318.4
	1.5L BlueHDi 130 EAT8 S6S 8-speed Efficient Automatic Transmission	Diesel	Yes	131	1PR8C5RMK1T0A0E0 (508SW ALLP BHDI130A)	124	28,220.83	5,644.17	33,865.00	985.00	<b>34,850.00</b>	34,615.00	28%	157.87	315.75
	HYBRID 225 e-EAT8 8-speed Efficient Automatic Transmission	Hybrid	Yes	225	1PR8C5SNKAT0A0E0 (508SW ALLP HYB225A)	30	31,866.67	6,373.33	38,240.00	805.00	<b>39,045.00</b>	38,990.00	10%	64.93	129.85
 GT HYBRID	1.2L PureTech 130 EAT8 S6S 8-speed Efficient Automatic Transmission	Petrol	Yes	131	1PR8C5TNP1T0A0E0 (508SW GT PT130A)	136	26,937.50	5,387.50	32,325.00	1,025.00	<b>33,350.00</b>	33,075.00	31%	166.83	333.66
	1.5L BlueHDi 130 EAT8 S6S 8-speed Efficient Automatic Transmission	Diesel	Yes	131	1PR8C5TMK1T0A0E0 (508SW GT BHDI130A)	125	28,595.83	5,719.17	34,315.00	985.00	<b>35,300.00</b>	35,065.00	29%	165.69	331.37
	HYBRID 225 e-EAT8 8-speed Efficient Automatic Transmission	Hybrid	Yes	225	1PR8C5UNKAT0A0E0 (508SW GT HYB225A)	34	32,241.67	6,448.33	38,690.00	805.00	<b>39,495.00</b>	39,440.00	10%	65.68	131.35
 GT PREMIUM HYBRID	1.2L PureTech 130 EAT8 S6S 8-speed Efficient Automatic Transmission	Petrol	Yes	131	1PR8C5VNP1T0A0E0 (508SW GTP PT130A)	142	28,854.17	5,770.83	34,625.00	1,025.00	<b>35,650.00</b>	35,375.00	32%	184.48	368.96
	1.5L BlueHDi 130 EAT8 S6S 8-speed Efficient Automatic Transmission	Diesel	Yes	131	1PR8C5VMK1T0A0E0 (508SW GTP BHDI130A)	131	30,479.17	6,095.83	36,575.00	1,025.00	<b>37,600.00</b>	37,325.00	30%	182.70	365.40
	HYBRID 225 e-EAT8 8-speed Efficient Automatic Transmission	Hybrid	Yes	225	1PR8C5ZNKAT0A0E0 (508SW GTP HYB225A)	34	34,991.67	6,998.33	41,990.00	805.00	<b>42,795.00</b>	42,740.00	10%	71.18	142.35
 PSE HYBRID	HYBRID4 360CH e-EAT8 4WD 8-speed Efficient Automatic Transmission	Hybrid	Yes	355	1PR8C5WRI2T0A0E0 (508SW PSE HYB360A)	42	45,854.17	9,170.83	55,025.00	805.00	<b>55,830.00</b>	55,775.00	13%	120.77	241.54

## All vehicles are RDE2 compliant

CO2 figures, P11D values, BIK%, BIK£ and MRRP pricing shown above are for a standard vehicle without any additional optional equipment. CO2 figures are used to calculate Vehicle Excise Duty (VED) for the first registration of the vehicle and BIK%. The addition of optional extras could increase the certified CO2 emission output. This in turn may affect the amount of VED payable upon registration, and, for company car drivers, the amount of Benefit in Kind (BIK) tax payable.

For further information on CO2 and pricing for vehicles with optional equipment, please visit [www.peugeot.co.uk](http://www.peugeot.co.uk) and configure your chosen vehicle with your preferred options. \*Indicative monthly BIK amounts are calculated by taking the P11D of a standard factory built vehicle without the addition of any optional equipment. This is then multiplied by the income tax rate (20 or 40%) giving an annual amount. This figure is then divided by 12 to reach a monthly amount. The figures quoted are for guidance only. For further information on company car tax comparisons please visit [www.compare.peugeot.co.uk/company-car-tax](http://www.compare.peugeot.co.uk/company-car-tax).

The fuel consumption or electric range achieved, and CO2 produced (where applicable), in real world conditions will depend upon a number of factors including, but not limited to: the accessories fitted (pre and post registration); the starting charge of the battery (PHEV only); variations in weather; driving styles and vehicle load. The plug-in hybrid range requires mains electricity for charging. The WLTP (Worldwide Harmonised Light Vehicles Test Procedure) is used to measure fuel consumption, electric range and CO2 figures. 'On the Road' MRRP includes registration plates and delivery to retailer (including VAT), 12 months' Vehicle Excise Duty and new vehicle registration fee of £55. Excludes fuel and insurance.

Figures shown are for comparison purposes and should only be compared to the fuel consumption, electric range and CO2 values of other cars tested to the same technical standard. All information and prices correct at time of publication, but are subject to change at any time without prior notice (which may occur as a result of matters including, but not limited to, any changes in legislation and/or any changes by the government).

# PEUGEOT 508 & 508 SW

## REINVENTING THE DRIVING EXPERIENCE

For further information visit our website at [peugeot.co.uk](http://peugeot.co.uk) or contact your local PEUGEOT Retailer

## PEUGEOT i-Cockpit®

Since launching in 2012, PEUGEOT i-Cockpit® has re-written the rule book for car interior architecture. The PEUGEOT i-Cockpit® philosophy centres around a driving environment that puts you in control, allowing a greater connection to the road. For PEUGEOT 508, the PEUGEOT i-Cockpit® brings driving resolutely into the digital age.

The PEUGEOT i-Cockpit®, comprises of the following key features:

### The crisp and colourful graphics within the instrument panel can be adapted to give a variety of display modes including:

- **'Dials'** mode, a classic view to replicate the analogue set-up of most modern cars
- **'Navigation'** mode, standard from Allure turns the dials on their sides to a 'roller' format, 3D navigation with instructions fill the centre of the display
- **'Driving'** mode with 'roller' format dials and driver assistance information including Lane Keeping Assistance (LKA) and ACC Stop
- **'Night Vision'** optional from GT, the night vision display is relayed through the digital instrument panel and framed by 'roller' format dials

In addition to the above a 'Personal' mode can also be configured, for optimum comfort.



'Dials' Mode (GT Models)



'Driving' Mode

### Configurable 12.3" head-up digital instrument panel

Available as standard across the PEUGEOT 508 range, this 12.3" TFT 100% digital screen can be customised to suit the driver's needs. As the panel is positioned higher, it is closer to the road and is more within the driver's field of vision. This can increase safety when compared to a conventional setup where the dials sit within the wheel, further from the road.



'Navigation' Mode



'Night Vision' Mode (GT Premium models)

PEUGEOT i-Cockpit®

# PEUGEOT 508 & 508 SW

## REINVENTING THE DRIVING EXPERIENCE

For further information visit our website at [peugeot.co.uk](https://www.peugeot.co.uk) or contact your local PEUGEOT Retailer

## PEUGEOT i-Cockpit®

### Compact multi-function steering wheel

Compact dimensions coupled with a re-designed shape enhance every journey in PEUGEOT 508. Out on the road the compact dimensions increase the visibility of the cars instruments whilst in the corners it provides heightened responses and improved agility.



When it comes to round town or navigating car parks its compact dimensions make light work of wheel winding to manoeuvre into a space. In terms of finish all models are trimmed with Mistral full-grain leather with stitch detail. Sports models benefit further from Aikinite stitching, perforation detail and a satin chrome model designation badge.



### Electric Impulse Automatic Gearbox Control (standard on auto versions)

Linked to the Efficient 8- Speed Automatic Transmission (EAT8) with Quickshift Technology. This stylish gearbox control with its ergonomic design complements the PEUGEOT i-Cockpit®. Trimmed with full-grain leather, satin chrome and piano black materials, this compact gearbox control even helps to free up space within the cabin.

Operation is intuitive and smooth, for the more exuberant driver a manual driving mode is also available, changes can be performed seamlessly via the steering column mounted paddles.



'Carbon' Effect Dashboard and Door Panel Trim



### 10.0" high definition (HD) capacitive touchscreen (standard from Allure Premium)

With crystal clear graphics, the 10.0" capacitive touchscreen houses several key technological features on the PEUGEOT 508. Capacitive technology helps to give Smartphone levels of responsiveness whilst multi-touch technology brings greater levels of functionality. In keeping with the PEUGEOT i-Cockpit® theme, the touchscreen is angled towards the driver.

For greater accessibility the touchscreen is accompanied by stylish satin chrome piano key toggle switches, these enable direct access to the wealth of functionality available.

- Automatic dual zone climate control (all versions)
- DAB Radio (Digital Audio Broadcasting) (all versions)
- Mirror Screen®: (Apple CarPlay™ and Android Auto) (all versions)
- Connected 3D Navigation: includes TomTom® Live updates (Allure versions and above)\*^

Combined with the wealth of technology available, careful attention has been paid to the selection of materials. All versions feature a blend of contemporary materials including carbon effect and piano black finishes, coupled with intricate stitch detailing and satin chrome accents. A meticulous attention to detail ensures no detail has been overlooked.


\*Additional terms and conditions apply to connected services, including customer acceptance of location sharing prior to activation.

^Subject to subscription - after you have taken delivery of your vehicle, please subscribe on: <https://services-store.peugeot.co.uk/>

# PEUGEOT 508 & 508 SW

## REINVENTING THE DRIVING EXPERIENCE

### SAFETY TECHNOLOGY



#### Active Safety Brake System (standard on all versions)

An intelligent autonomous braking system designed to avoid a collision or limit its severity by reducing the vehicle's speed. The system is triggered if the driver does not react quickly enough, by activating the vehicle's brakes. Using a bumper mounted radar and multifunction camera located at the top of the windscreen able to detect obstructions on the road. The system works in the following ways, both day and night:


- Between 0 and 18mph, collision avoidance for fixed and moving obstacles and pedestrians
- Beyond 18mph limiting the severity of an impact by reducing the vehicles speed by at least 12mph before impact

#### Distance Alert System (standard on all versions)


Working in conjunction with the Automatic Emergency Braking System, the distance alert function warns the driver if the vehicle risks a collision with the vehicle in front or a pedestrian in the road. Two levels of warning are available, the first 'Amber' warning provides a visual alert to the potential risk. In a more a severe instance a 'Red' visual and audible alert indicate a collision is imminent and driver action is required, failure to act triggers the Automatic Emergency Braking System.

#### Blind Spot Monitoring (BSD) (standard from Allure Premium onwards)

Linked to the Safety Plus Pack, now you can enjoy the feeling of having eyes in the back of your head. Using lateral ultrasound sensors to cover areas out of your field of vision along with the windscreen mounted camera, an LED illuminates in either side door mirror to alert to the presence of a car, lorry, motorbike or bicycle in your blind spot. The system works when overtaking a slower vehicle or when overtaken by a faster vehicle. This intelligent feature operates from speeds as low as 8mph right up to the National Speed Limit.



For further information visit our website at [peugeot.co.uk](http://peugeot.co.uk) or contact your local PEUGEOT Retailer



#### PEUGEOT Connect SOS & Assistance (standard on all versions)

A vehicle locating communication unit, this feature can be used manually (dedicated SOS button on the console) or automatically (if pyrotechnic devices are deployed). It locates the vehicle precisely and triggers the sending of the appropriate emergency services for a rapid response.

PEUGEOT are the pioneers of this technology, since launching in 2003 PEUGEOT Connect SOS & Assistance has assisted over 7,000 individuals. The system is subscription free with no additional charges and uses a GPS module and SIM card (built in to the system).

#### Adaptive Cruise Control with Stop and Go (ACC Stop and Go) (standard from Allure Premium models)

Cruise control as you know it, will never be the same again with PEUGEOT 508 fitted with EAT8 automatic gearbox technology. Controlled via a radar mounted at the front of the vehicle, the ACC Stop and Go system provides two key functions:

- Automatic maintenance of the vehicles speed, at the value set by the driver.
- Automatic maintenance of a set distance between PEUGEOT 508 and the vehicle in front, slowing the vehicle to a stop if required and then moving off automatically when conditions allow.

The system detects a vehicle driving in front in the same direction and can automatically adapt the vehicle's speed to that of the vehicle in front. This occurs using engine braking and the braking system (in which case the brake lights are lit) to maintain a constant distance.

When activated, ACC Stop and Go also incorporates Lane Positioning Assist , to position the car centrally within its lane, particularly useful for motorway driving.

# PEUGEOT 508 & 508 SW

## REINVENTING THE DRIVING EXPERIENCE

For further information visit our website at [peugeot.co.uk](http://peugeot.co.uk) or contact your local PEUGEOT Retailer

## SAFETY TECHNOLOGY



### Lane Keeping Technologies

Via a windscreen mounted camera PEUGEOT 508 offers the following lane keeping technologies:

#### Active Lane Keeping Assistance (LKA) + Road Edge Detection (standard on all versions)

A system that monitors longitudinal lane markings on the ground. If a deviation is detected across a lane marking, you are alerted by a flashing indicator on the digital instrument panel in the cabin.

In addition as soon as the system identifies a risk of accidentally crossing one of the marking lines detected on the ground, the steering is gradually corrected to keep the vehicle in lane, at speeds of over 40mph. For further peace of mind, road edge detection is also included to reduce the likelihood of the vehicle leaving the road in an accident.

#### Lane Positioning Assist (standard on Allure Premium)


Linked to Adaptive Cruise Control with Stop and Go function. This intelligent system positions the car centrally with the middle of a lane, applying left and right trajectory corrections accordingly.



### PEUGEOT Smartbeam Assistance (standard from Allure Premium onwards)

PEUGEOT Smartbeam Assistance gives you one less thing to think about when driving at night. Controlled via a windscreen mounted camera, the system continuously analyses driving conditions, for instance the proximity of other vehicles.

PEUGEOT Smartbeam Assistance automatically switches headlights to full beam when conditions allow, allowing you to tap into the full potential of the full LED headlights.



### Speed Limit Recognition and Recommendation (standard on all versions)

Using the windscreen mounted camera, PEUGEOT 508 features speed limit sign recognition, leaving you in no doubt over the speed limit. Upon detecting a speed limit sign this information is read by the camera and displayed in colour on the head-up digital instrument panel.

In addition the driver also has the option to adapt their speed to the speed limit on the particular road via the vehicles cruise control stalk. The vehicle will then adjust its speed accordingly.

### Road Sign Recognition and Recommendation (standard on all versions)

In addition to speed limit recognition, PEUGEOT 508 can also read and interpret various road signs, including 'Stop', 'One Way' and 'No Overtaking'. These are then relayed through the head-up digital instrument panel, in plain view of the drivers line of sight, reducing the chance of a road instruction being missed.

### Driver Attention Alert

To help keep you alert behind the wheel, PEUGEOT 508 features a two stage driver alert system for added safety on the road, comprising:

#### Driver Attention Alert 1 (DAA1) (standard on Active Premium models)

It is important to take frequent breaks when travelling over long distances, to better guarantee your safety and the safety of those around you. PEUGEOT 508 features a timed alert system that operates at speeds in excess of 40mph, after two hours of driving a message is displayed recommending that you take a break.

#### Driver Attention Alert 3 (DAA3) (standard from Allure Premium onwards)

Controlled by a camera at the top of the windscreen designed to analyse the vehicles trajectory, this active system evaluates the vigilance of the driver at speeds of over 40mph.

By identifying deviations relative to the road markings, PEUGEOT 508 is able to determine whether the vehicle's behaviour reflects a certain degree of driver drowsiness or inattention. If it is felt that the driver needs to take better care on the road a visual and audible alert will occur. If more than three instances occur, the driver will be advised to take a break.

**PEUGEOT 508 & 508 SW**  
REINVENTING THE DRIVING EXPERIENCE


For further information visit our website at [peugeot.co.uk](http://peugeot.co.uk) or contact your local PEUGEOT Retailer

**USEFUL VIDEOS**

---



**Drive Assist Plus**



**Visio Park 3**



# PEUGEOT 508 & 508 SW

## REINVENTING THE DRIVING EXPERIENCE

For further information visit our website at [peugeot.co.uk](http://peugeot.co.uk) or contact your local PEUGEOT Retailer

## INNOVATIVE TECHNOLOGY



### FOCAL® Premium HIFI Speaker Systems (standard on GT Premium)

Specialising in acoustics for 35 years and known throughout the world for their patented innovations and unique sound signature, PEUGEOT are proud to offer FOCAL® technology for the ultimate in car acoustic experience.

The system comes equipped with ten loudspeakers comprising the following:

- High-fidelity woofers/mediums featuring Polyglass technology ensuring a balanced, precise sound.
- TNF tweeters featuring aluminium inverted dome technology, offering optimum sound dispersion and crisp trebles.
- Subwoofer featuring Power Flower™ 200 mm triple-coil technology for defined, dynamic performance in the bass frequency.
- Active 12 channel/515 watt amplification for optimum sound quality.

Enjoy the perfect soundtrack on every journey with PEUGEOT 508 and FOCAL®.




### Mirror Screen® (standard on all versions)

Allows the mirroring of a compatible smartphone screen to access the key functionality on the handset. Once paired functions are displayed on the 8.0" and 10.0" capacitive colour touchscreen systems. System features vary by provider/phone and can include navigation, text display, text reading, media functionality voice control.

Mirror Screen® uses the following systems:

- **Apple CarPlay™**
- **Android Auto**

\*Please consult [peugeot.co.uk](http://peugeot.co.uk) for a list of enabled Android phones – compatibility is based on the phone providers' original operating system.



### Connected 3D Navigation\* (standard from Allure Premium)

Linked to the 8" (Active Premium) and 10.0" high definition (HD) capacitive (Allure upwards) touchscreen, the system includes European mapping, 3D city mapping and voice recognition (for radio, navigation and telephone functions).

The system also includes a 3 year subscription^ to PEUGEOT Connect allowing an automatic, permanent connection to online navigation services (in partnership with TomTom®). Key features of PEUGEOT Connect include:

- **TomTom® Traffic:** Real-time updates on traffic conditions (traffic jams, road works) and suggested alternative routes.
- **Local Weather:** Displays forecasted weather conditions along the route.
- **Fuel Stations:** Displays nearby fuel stations and pricing.
- **Local search:** Access address and contact detail information for a point of interest.

\*Additional terms and conditions apply to connected services, including customer acceptance of location sharing prior to activation.

^Subject to subscription – after you have taken delivery of your vehicle, please subscribe on: <https://services-store.peugeot.co.uk>



# PEUGEOT 508 & 508 SW

## REINVENTING THE DRIVING EXPERIENCE

### INNOVATIVE TECHNOLOGY

For further information visit our website at [peugeot.co.uk](http://peugeot.co.uk) or contact your local PEUGEOT Retailer



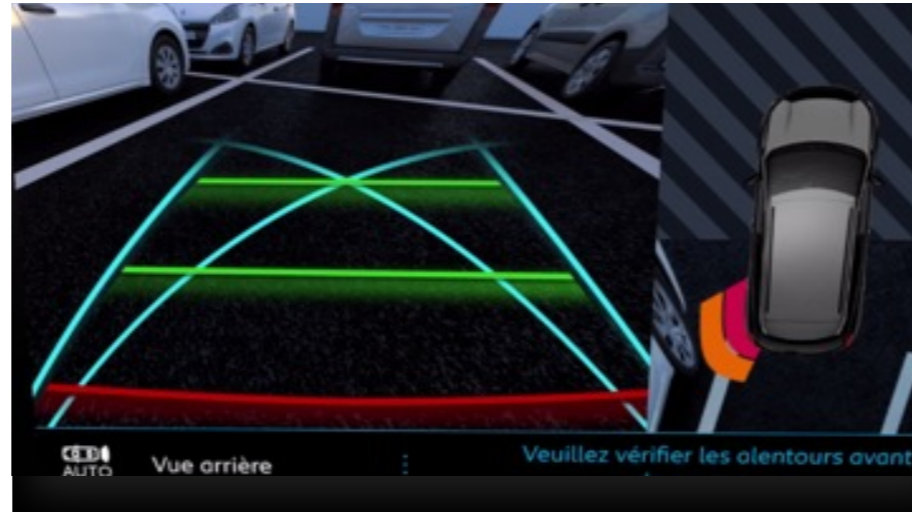
#### Smartphone Charging Plate (available as an option)

Through the use of inductive charging technology a compatible device can be charged wirelessly whilst on the move.

Operation is simple: just place your compatible smartphone on the charging area, once detected, battery charging begins.

The device must be Qi-compatible, the very latest smartphones from Apple, Samsung, Google, Sony and Windows feature this technology built in with no additional add-on required.

For more information on this technology please visit the Qi website.




#### Visio Park 1 (standard on Active Premium, Allure Premium & GT)

Incorporates front and rear sensors with a rear camera. The rear camera offers a variety of views including rear 'Grid' view, '180°' view, useful for reversing out of spaces and an 'Overhead' view making it easier when reversing near obstacles.

#### Visio Park 3 (standard on GT Premium)

In addition to Visio Park 1, this option pack includes a front camera to give a '360°' view, highlighting obstacles when pulling into a car park space. The system also includes automated parking assistance (steering only) for bay and parallel parking.



#### Night Vision (optional from GT)

Thanks to an infrared camera in the front grille of the vehicle, at night the system detects the presence of pedestrians/animals up to 200 metres beyond the range of the headlights.

The image generated by the system is displayed in the driver's field of vision, via the 12.3" head-up instrument display panel. Upon detection of an obstacle, two levels of alert are provided to the driver based on the severity of the situation (distance from hazard).

# PEUGEOT 508 & 508 SW

## A MODERN AND BOLD VISION

For further information visit our website at [peugeot.co.uk](http://peugeot.co.uk) or contact your local PEUGEOT Retailer

## EXTERIOR STYLE AND PRACTICALITY



### Front

With a striking exterior design, 508 does not fail to make its presence known.

Bold details are everywhere to be seen, to the front, the long, sculpted bonnet is headed by the '508' inscription, taking inspiration directly from the iconic PEUGEOT 504 & 504 Coupé.

The sharp headlights, fitted with halogen (from Active Premium level) or full LED technology (from GT level) echo the striking bodywork design. Adding further to the design, full LED headlights also come with striking vertical LED daytime running lights that frame the front of the car with beautiful symmetry, taking inspiration from the PEUGEOT Instinct concept car.

Three prominent front grille designs are available according to version, chrome facets combined with a gloss black edge trim (from Active level), chequered with chrome edge trim (from GT level).

Offering both style and substance, 508 features an 'Active Bonnet' as standard across the range for optimised pedestrian safety.



### Profile

In profile the flowing 'shooting brake' inspired silhouette of 508 comes to life, striking details include:

Frameless doors on every version, contribute to the low overall height of 1.4m (Fastback) or 1.42m (SW) complete with dark tinted rear side and tailgate windows (from Allure level)

Aluminium longitudinal roof bars available in two finishes, aluminium (from 508 SW Allure Premium).

Framing the side window apertures, elegant trim contributes to the stylistic touches. Two finishes are available dependent on version, aluminium (from Active Premium level) or gloss black (from GT level).

Alloy wheels (standard on all levels) range from 16" to 19", with a choice of finishes available (according to version) including intricate diamond cut and tinted varnish detailing.

Further stylistic touches include the sharp crease commencing below the door mirror housing leading to the rear light cluster, giving the car a beautifully sculpted shoulder.



### Rear

At the rear, the flowing silhouette of PEUGEOT 508 comes together beautifully, signature PEUGEOT design touches include:

Rear LED 'Claw Effect' lighting, available in a choice of two styles (dependent on version), a 'classic' style is available from Active Premium level whilst a more 'dynamic' adaptive 3D design features from GT level.

Gloss black rear cluster connecting strip, framed by the rear light clusters, further enhances the distinctive rear design.

Rear bumper diffuser trim finished in gloss black adds further to the sports design.

Practical touches have been beautifully incorporated into the sculpted rear, an absence of a roof mounted antenna gives a more purposeful stance whilst the sculpted rear tailgate on the 508 SW provides easy access to the large load area. Or the fastback rear design with lifting rear windscreen allows easier access to the large, 487 litre load space.



### Panoramic Opening Glass Roof (available as an option)

Enjoy the world outside with PEUGEOT 508 with the optional large panoramic opening glass roof. Bathing the cabin in natural light with dimensions of 2"x 22", the panoramic opening glass roof enhances the appearance of the PEUGEOT 508. For an added breath of fresh air the glass panel includes a tilt function and can be opened.

An electric roller blind is also included, in Mistral black.

# PEUGEOT 508 & 508 SW

## A MODERN AND BOLD VISION

For further information visit our website at [peugeot.co.uk](http://peugeot.co.uk) or contact your local PEUGEOT Retailer

## EXTERIOR STYLE AND PRACTICALITY



### Full LED Headlights (standard from Allure Premium )

Full LED Headlights: Light Emitting Diode (LED) technology remains a rare feature in the car industry, with PEUGEOT 508 however this is not the case. Full LED headlights feature from GT, allowing you to enjoy the following benefits:

- LED technology consumes considerably less energy to produce light, 50% less than halogen and 35% less than xenon technologies.
- LED technology offers a whiter light for improved visibility at night, the light is also more similar to daylight, leading to reduced driver eye fatigue, improving safety.
- LED technology requires no warm up time with instantaneous lighting response when compared to conventional halogen technologies.
- LED technology will last for the life of the car, compared to halogen technology with much shorter life expectancy.
- LED technology offers a very striking visual signature that perfectly complements the sharp exterior design.

For an additional dose of style, in conjunction with full LED headlights, PEUGEOT 508 also features a scrolling 'welcome sequence' to the rear, upon unlocking of the vehicle.

By scrolling inwards and outwards across the rear 3D led 'claw effect' lights, the sequential motion provides a real sense of occasion, on approach to the vehicle.

In addition, LED lighting technology is also used for both braking and indicating functions.



### Practicality (SW Versions)

Practicality: PEUGEOT 508 SW features a large uniform load space. The boot area level with the retractable parcel shelf in place holds up to 530 litres, this extends up to an impressive 1780 litres with the rear seats folded flat, loaded to the roof.

"Magic Flat" Rear Seats: Offer 2/3 1/3 split fold functionality, when lowered, the rear seats lie flat to optimise loading. Lowering the seats couldn't be easier, simply pull the handles located in the boot area, a particularly useful feature when loading items in tighter spaces, as there is no need to open the rear doors to lower the seats.

Retractable Tonneau Cover: A cover that can be pulled across to conceal items in the boot, retracted to allow for greater access, or removed all together for optimised load space with the seats folded. For added flexibility the toneau cover can be stored with ease under the boot floor in a designated space.

Boot Sill Height: The design of PEUGEOT 508 SW incorporates one of the lowest boot sills in the class. The unladen height is just 63.5cm, this allows easier loading and unloading of bulky or heavy items whilst also providing easier access for pets.

Aluminium Boot Rails: For additional security on the move, boot rails, complete with adjustable tethering hooks can be used to prevent items moving. (Standard on GT Premium)



### Frameless Doors (standard on all versions)

Taken straight from the world of the sports coupé, PEUGEOT 508 features frameless front and rear doors. Featuring a 'short-drop' system, the windows automatically lower a few millimetres upon pulling the door handle. Upon closing the door the windows will return back to their original position.

Frameless doors contribute to the low and flowing silhouette of 508, allowing the car to maintain a height of just 1.4m (Fastback) or 1.42m (SW).

For improved access to the rear, the rear window also features a fixed rear sections to give a larger rear aperture.

For optimum refinement, the side windows have been thickened by 1mm to increase the sense of tranquility onboard.

# PEUGEOT 508 & 508 SW PLUG-IN **HYBRID**

## FULL ELECTRIC PLUG-IN HYBRID WITHOUT COMPROMISE

### LIVE THE POWER OF CHOICE

#### Plug-in HYBRID vehicle (Excl PSE)

The PEUGEOT 508 plug-in HYBRID is available with our efficient Puretech 180 engine combined with a 80kw (110) electric engine.

The PEUGEOT 508 plug-in HYBRID features the following key elements:

#### TECHNICAL

Efficient Puretech 180 engine combined with a 80kw (110) electric engine, complete with the electrified EAT8 gearbox (e-EAT8).

This efficient combination gives you a combined power output of 225hp (165KW) as well as a lively and stimulating drive with immediate reactivity.

Battery Li-Ion 11.8KWH with 8 year/100,000 mile traction battery warranty.

#### EMP2 platform

The new EMP2 platform has been developed to incorporate an ICE engine along with an electric motor whilst preserving space on board and boot volume. Particular attention was given to weight reduction and balance to make sure the driving experience in the PEUGEOT 508 is as rewarding as possible.

**Electric Range WLTP combined cycle (miles)**  
33-39

#### Charging flexibility with 3 modes available

**Domestic (AC)** 1.8kWh from a regular socket, full charge in 7hrs 10 mins (accessory cable needed).

**Fast (AC)** 7kWh from a Wall Box, full charge in 1 hr 45 mins.

#### USAGE

##### 3 driving modes

In the PEUGEOT 508 plug-in HYBRID you will be able to chose between 3 driving modes:

**Hybrid** Alternation of electric and internal combustion engine driving to optimise the use of energies

**Electric** Allows for 100% electric driving

**Sport** Uses all of the power of internal combustion and electric engines for maximum performance.



# PEUGEOT 508 & 508 SW PLUG-IN **HYBRID**

## FULL ELECTRIC PLUG-IN HYBRID WITHOUT COMPROMISE

For further information visit our website at [peugeot.co.uk](http://peugeot.co.uk) or contact your local PEUGEOT Retailer

## LIVE THE POWER OF CHOICE



### PHEV STYLING

The PEUGEOT 508 plug-in HYBRID comes with distinctive and exclusive touches:

Distinctive HYBRID badging on the A-pillar (SW) or C-pillar (Fastback) and rear tailgate

The PEUGEOT 508 features specific technological animations and menus on the touchscreen so that you can access easily all the information needed.

Exclusive upholstery in Alcantara® Grey Greval (on GT version only)

Specific HYBRID graphics available through the New i-Cockpit® & Touchscreen

e-SAVE FUNCTION allows you to save or regenerate all or part of the battery for later use during your journey.

An 'e' monogram on the front side panel and tailgate.

### PHEV SERVICES

#### MyPeugeot App

**Charge management** Control, plan, launch and check the vehicle's charge remotely.

**Climate preset** Remotely plan and control the heating or air conditioning in the interior of your car.

**e-Coaching** Consumption logs and statistics.

#### Home charging

The PEUGEOT 508 comes with a Mode 3 Type 2 cable as standard (6 metres length), which will charge the vehicle in 1 hour 45 mins on a 7kW charging point. We recommend installing a wallbox at home and PEUGEOT will refer you to their specialist charging partner, who are fully approved for the homecharge grant contribution from the government.

#### Charging Pass

PEUGEOT will provide access to certain UK public charging points through a free subscription for an introductory period.

\*Additional terms and conditions apply to connected services, including customer acceptance of location sharing prior to activation, additional costs may apply.



# 508 & 508 SW PEUGEOT SPORT ENGINEERED (PSE) FULL ELECTRIC PLUG-IN HYBRID WITHOUT COMPROMISE

For further information visit our website at [peugeot.co.uk](http://peugeot.co.uk) or contact your local PEUGEOT Retailer

## LIVE THE POWER OF CHOICE

### Plug-in HYBRID vehicle

The 508 & 508 SW PEUGEOT SPORT ENGINEERED (PSE) plug-in HYBRID is available with our efficient PureTech 200\* engine combined with a front electric engine of 81KW (110HP\*) and rear electric engine of 83KW (113HP\*)

The PEUGEOT 508 & 508 SW PEUGEOT SPORT ENGINEERED (PSE) plug-in HYBRID features the following key elements:

### TECHNICAL

Efficient PureTech 200\* engine combined with a 80kw (110\*) electric front engine, and 83KW (113HP\*) electric rear engine, complete with the electrified EAT8 gearbox (e-EAT8).

This efficient combination gives you a combined power output of 360hp (268KW) as well as a lively and stimulating drive with immediate reactivity.

Battery Li-Ion 11.8KWH with 8 year/100,000 mile traction battery warranty.

### EMP2 platform

The new EMP2 platform has been developed to incorporate an ICE engine along with two electric motors whilst preserving space on board and boot volume. Particular attention was given to weight reduction and balance to make sure the driving experience in the PEUGEOT 508 PSE is as rewarding as possible.

### Electric Range WLTP combined cycle (miles)

26

\*Combined total power (Petrol and Electric engines) of 360 hp and maximum combined torque of 520Nm.

### Charging flexibility with 2 modes available

**Domestic (AC)** 2.3kWh from a regular socket, full charge in 7hrs (accessory cable needed).

**Standard** 7.4kWh from a wall box, full charge in 3 hrs 15 mins.

**Standard** 7.4kWh from a wall box, full charge in 1hr 45 mins (with optional 7.4kWh on board charger).

### USAGE

#### 5 driving modes

In the PEUGEOT 508 PSE plug-in HYBRID you will be able to choose between 5 driving modes:


**Electric Mode** Drive up to 80mph with 26 mile range (WLTP)

**4WD Mode** 4 wheel drive provides peace of mind on low grip roads.

**Sport Mode** Thermal & electrical power provide instantaneous response.

**Hybrid Mode** Electric and combustion mode alternates to optimise the use of energy.

**Comfort Mode** Energy used as per Hybrid mode but with flexibility on damping for greater versatility.



# 508 & 508 SW PEUGEOT SPORT ENGINEERED

## FULL ELECTRIC WITHOUT COMPROMISE

For further information visit our website at [peugeot.co.uk](https://www.peugeot.co.uk) or contact your local PEUGEOT Retailer

## LIVE THE POWER OF CHOICE



### PEUGEOT SPORT ENGINEERED STYLING

**The 508 & 508 SW PEUGEOT SPORT ENGINEERED plug-in HYBRID comes with distinctive and exclusive touches:**

The PEUGEOT 508 PEUGEOT SPORT ENGINEERED features specific technological animations and menus on the touchscreen so that you can access easily all the information needed.

Exclusive upholstery in Mistral Nappa leather with Alcantara and Kryptonite stitching.

Specific HYBRID graphics available through the New i-Cockpit® & Touchscreen.

e-SAVE FUNCTION allows you to save or regenerate all or part of the battery for later use during your journey.



\*Additional terms and conditions apply to connected services, including customer acceptance of location sharing prior to activation, additional costs may apply.



# PEUGEOT 508 & 508 SW

## CHOOSE YOUR OPTIONS (1/2)

For further information visit our website at [peugeot.co.uk](http://peugeot.co.uk) or contact your local PEUGEOT Retailer

**KEY:** ● STANDARD ○ OPTIONAL — UNAVAILABLE

	OPTION CODE	ACTIVE PREMIUM	ALLURE PREMIUM	GT	GT PREMIUM	Basic RRP £ Excluding VAT	VAT @ 20%	Total RRP £ Including VAT
<b>PAINT</b>								
Metallic paint	MO..	○	○	○	○	500.00	100.00	<b>£600.00</b>
Pearlescent/special paint	M6../M5..	○	○	○	○	625.00	125.00	<b>750.00</b>
<b>SAFETY AND SECURITY</b>								
Active Suspension*	VU02	—	—	○	●	833.33	166.67	<b>1,000.00</b>
Drive Assist Pack Plus: ACC Stop and Go (EAT8 versions and e-EAT8) + Lane positioning assist	ZVH0	—	●	●	●	333.33	66.67	<b>400.00</b>
Night Vision	N101	—	—	○	○	1,083.33	216.67	<b>1,300.00</b>
<b>COMFORT AND CONVENIENCE</b>								
PEUGEOT Open and Go system (keyless entry with start/stop button)	YD01	●	●	●	●	291.67	58.33	<b>350.00</b>
Power folding door mirrors with blind spot detection indicator and electrochrome (auto dimming) function	HU08	—	—	●**	●	150.00	30.00	<b>180.00</b>
Rear side and tailgate windows: Dark tinted	VD09	—	●	●	●	150.00	30.00	<b>180.00</b>
Smart electric tailgate	D501	—	○	○	●	333.33	66.67	<b>400.00</b>
Visio Park 1: 180° Colour reversing camera + front parking sensors	WY35	●	●	●	—	300.00	60.00	<b>360.00</b>
Visio Park 3 (EAT8 versions): 360° Colour camera system + fully automated parking assistance	WY36	—	○	○	●	500.00	100.00	<b>600.00</b>
7.4 kW monophasic On board charger (Hybrid versions)	LZ02	—	○	○	○	250.00	50.00	<b>300.00</b>

\*Available on PureTech 225 and HYBRID 225 engines.

\*\*Standard only with Electric Seats

# PEUGEOT 508 & 508 SW

## CHOOSE YOUR OPTIONS (2/2)

For further information visit our website at [peugeot.co.uk](https://www.peugeot.co.uk) or contact your local PEUGEOT Retailer

**KEY:** ● STANDARD ○ OPTIONAL — UNAVAILABLE

	OPTION CODE	ACTIVE PREMIUM	ALLURE PREMIUM	GT	GT PREMIUM	Basic RRP £ Excluding VAT	VAT @ 20%	Total RRP £ Including VAT
<b>INTERIOR FEATURES</b>								
Nappa Mistral full grain leather trim with Aikinite double stitch detail:includes front heated seats (Option WABR) with multi-point massage function, multi-way electric adjustment and driver seat 2 position memory function	76FH	—	—	○	○	1,291.67	258.33	<b>1,550.00</b>
Nappa Red full grain leather trim with Aikinite double stitch detail:includes front heated seats (Option WABR) with multi-point massage function, multi-way electric adjustment and driver seat 2 position memory function	76FJ	—	—	○	○	1,541.67	308.33	<b>1,850.00</b>
<b>IN CAR ENTERTAINMENT</b>								
FOCAL® premium HIFI speaker system	UN02	—	—	○	●	491.67	98.33	<b>590.00</b>
Connected 3D Navigation: includes TomTom® Live updates (3 year subscription)*^	WLG5/WLG8	○	●	●	●	541.67	108.33	<b>650.00</b>
TomTom® Live services subscription – 3 years***^	N/A	○	●	●	●	0.00	0.00	<b>0.00</b>
TomTom® Live services subscription – 1 year extension (4 years total)***^	N/A	○	○	○	○	45.83	9.17	<b>55.00</b>
TomTom® Live services subscription – 3 year extension (6 years total)***^	N/A	○	○	○	○	104.17	20.83	<b>125.00</b>
SpeedCam / Danger Zones subscription – 3 years***^	N/A	○	●	●	●	0.00	0.00	<b>0.00</b>
<b>EXTERIOR FEATURES</b>								
Panoramic opening glass roof (with electric interior blind)	TC07	—	—	○	○	725.00	145.00	<b>870.00</b>
Tow bar: manually retractable with 13-pin harness and TSM (trailer sway mitigation) system	AQ08	○	○	○	○	666.67	133.33	<b>800.00</b>
19" 'Augusta' diamond cut two tone alloy wheels (includes space saver spare wheel)****	ZHWQ	—	—	○	○	250.00	50.00	<b>300.00</b>

\*\*\* Additional terms and conditions apply to connected services, including customer acceptance of location sharing prior to activation.

^Subject to subscription – after you have taken delivery of your vehicle, please subscribe on: <https://services-store.peugeot.co.uk/>

# 508 & 508 SW PEUGEOT SPORT ENGINEERED

For further information visit our website at [peugeot.co.uk](http://peugeot.co.uk) or contact your local PEUGEOT Retailer

**KEY:** ● STANDARD ○ OPTIONAL — UNAVAILABLE

	OPTION CODE	PEUGEOT SPORT ENGINEERED	Basic RRP £ Excluding VAT	VAT @ 20%	Total RRP £ Including VAT
<b>PAINT</b>					
Selenium Grey	MOLD	●	0.00	0.00	0.00
Nera Black	M09V	○	500.00	100.00	600.00
Pearlescent White	M6N9	○	625.00	125.00	750.00
<b>COMFORT AND CONVENIENCE</b>					
7.4 kW monophasic On board charger	LZ02	○	250.00	50.00	300.00
<b>EXTERIOR FEATURES</b>					
Panoramic opening glass roof (with electric interior blind)	TC07	○	725.00	145.00	870.00
Negative option, Low body stickers removal	X100	○	0.00	0.00	0.00



## INTERIOR FEATURES

Upholstery	Mistral Nappa Leather with Alcantara
Trim Code	GPFX
Top Stitching	Kryptonite
Seat Trim Availability	●



20" 'EXXAR' (ZHU5) two tone diamond cut alloy wheels with space saving spare wheel (as standard)



Selenium Grey



Nera Black



Pearlescent White

# PEUGEOT 508 & 508 SW

## EQUIPMENT (1/5)

For further information visit our website at [peugeot.co.uk](http://peugeot.co.uk) or contact your local PEUGEOT Retailer

**KEY:** ● STANDARD ○ OPTIONAL – UNAVAILABLE

	ACTIVE PREMIUM	ALLURE PREMIUM	GT	GT PREMIUM	PSE
<b>SAFETY AND SECURITY</b>					
ABS (Anti-lock Braking System)	●	●	●	●	●
Active suspension (PureTech 225 & HYBRID 225 engines only)	–	–	○	●	●
Active bonnet	●	●	●	●	●
Airbags: Adaptive driver and front passenger airbags (includes passenger airbag deactivation function)	●	●	●	●	●
Airbags: Driver and front passenger side airbag	●	●	●	●	●
Airbags: Front and rear curtain airbags	●	●	●	●	●
Alarm (perimetric, volumetric with lift and tilt sensor)	●	●	●	●	●
Automatic door locking when moving off	●	●	●	●	●
Automatic hazard light activation upon heavy brake application	●	●	●	●	●
EBA (Emergency Brake Assist)	●	●	●	●	●
ESP (Electronic Stability Programme)	●	●	●	●	●
Electric child locking functionality on rear windows and doors	●	●	●	●	●
DAA1 (Driver attention alert system)	–	●	●	●	●
Drive Assist Pack Plus: ACC Stop and Go (Adaptive Cruise Control with stop and go function)	–	●	●	●	●
Drive Assist Pack Plus: Lane positioning assist	–	●	●	●	●
Driver Sport Pack: PSE specific numeric sound system, Sound ambiance, Intensity blue ambient lighting	–	–	–	–	●
Eco-coaching	●	●	●	●	●
Exterior temperature indicator with ice warning	●	●	●	●	●
Front optimised safety headrests and rear retractable headrests (x3), height-adjustable.	●	●	●	●	●
Front three-point retractable seatbelts, height adjustable with pre-tensioners and force limiters. (Include visual and sound alerts if seatbelts are not fastened / unfastened whilst vehicle is in motion)	●	●	●	●	●
Front and rear disc brakes	●	●	●	●	●

	ACTIVE PREMIUM	ALLURE PREMIUM	GT	GT PREMIUM	PSE
<b>SAFETY AND SECURITY</b>					
Headlights left on audible warning	●	●	●	●	●
Indirect tyre under-inflation detection	●	●	●	●	●
Isofix child seat fittings (x2) (Rear seats)	●	●	●	●	●
Locking wheel nuts	●	●	●	●	●
Night Vision	–	–	○	○	●
Passenger airbag deactivation switch (to allow for child seat fitment)	●	●	●	●	●
PEUGEOT Connect SOS and Assistance	●	●	●	●	●
Programmable cruise control and speed limiter	●	●	●	–	–
Rear three-point retractable seatbelts (x3) with pre-tensioners and force limiters in the outer rear seats (Include visual and sound alerts if seatbelts are unfastened whilst vehicle is in motion)	●	●	●	●	●
Safety Pack: AEBS3 (Advanced Automatic Emergency braking System)	●	●	●	●	●
Safety Pack: Distance alert system	●	●	●	●	●
Safety Pack: LKA (Active Lane Keeping Assistance) + road edge detection	●	●	●	●	●
Safety Plus Pack: ABSD (Passive Blind Spot Detection)	–	●	●	●	●
Safety Plus Pack: DAA3 (Advanced Driver Attention Alert)	–	●	●	●	●
Safety Plus Pack: PEUGEOT Smartbeam Assistance	–	●	●	●	●
Safety Plus Pack: Speed limit + road sign recognition and recommendation	–	●	●	●	●
Self levelling headlights (linked to full LED headlight option)	–	○	●	●	●
Speed limit recognition and recommendation	●	●	●	●	●
Steel space saver spare wheel (Accessory)	○	○	○	○	●
Puncture Kit	●	●	●	●	–

# PEUGEOT 508 & 508 SW EQUIPMENT (2/5)

KEY: ● STANDARD ○ OPTIONAL – UNAVAILABLE

## COMFORT AND CONVENIENCE

	ACTIVE PREMIUM	ALLURE PREMIUM	GT	GT PREMIUM	PSE
Automatic dual zone climate control	●	●	●	●	●
Central front armrest with butterfly-wing opening and illuminated storage compartment	●	●	●	●	●
Driver plip action (isolated unlock function for drivers door)	●	●	●	●	●
Electric, heated and power folding door mirrors	●	●	●	●	●
Electric parking brake (includes hill assist)	●	●	●	●	●
3.7 kW monophasic On board charger (Hybrid versions)	–	●	●	●	●
Mode 3 type 2 cable (length 6 metres) for Wallbox charging (Hybrid versions)	–	●	●	●	●
Electric power steering with reach- and rake-adjustable steering column	●	●	●	●	●
Front central console with two cup-holders	●	●	●	●	●
Front windscreen wiper with ""Magic Wash"" cleaning system	●	●	●	●	●
Heated rear windscreen with integrated antenna	●	●	●	●	●
Map pockets on front seat backs	●	●	●	●	●
Memory function for door mirrors (linked to driver seat memory function)	–	○	●	●	●
Multifunction trip computer	●	●	●	●	●
One-touch electric front and rear windows with pinch protection	●	●	●	●	●
Parking sensors - rear	●	●	●	●	●
PEUGEOT i-Cockpit®	●	●	●	●	●
PEUGEOT i-Cockpit®: configurable 12.3" head-up digital instrument panel	●	●	●	●	●
PEUGEOT i-Cockpit®: 8.0" capacitive touchscreen	●	–	–	–	–
PEUGEOT i-Cockpit®: 10.0" high definition (HD) capacitive touchscreen	–	●	●	●	●

For further information visit our website at [peugeot.co.uk](http://peugeot.co.uk) or contact your local PEUGEOT Retailer

	ACTIVE PREMIUM	ALLURE PREMIUM	GT	GT PREMIUM	PSE
PEUGEOT i-Cockpit®: compact sports steering wheel	●	●	●	●	●
PEUGEOT Open and Go (keyless entry and push button start)	●	●	●	●	●
Push button start	●	●	●	●	●
Power folding door mirrors	●	–	–	–	–
Power folding door mirrors with blind spot detection indicator	–	●	●	–	–
Power folding door mirrors with blind spot detection indicator and electrochromic (auto dimming) function	–	–	●***	●	●
Rear armrest with ski flap and two cup holders	–	●	●	●	●
Rear centre console ventilation system	●	●	●	●	●
Rear coat hooks (x2)	●	●	●	●	●
Remote central locking (two remotes)	●	●	●	●	●
Rear seat ventilation (located in rear of centre console)	–	●	●	●	●
Rear side and tailgate windows: Dark tinted	–	●	●	●	●
Rear side and tailgate windows: Tinted	●	–	–	–	–
Smart electric tailgate (foot operated)	–	○	○	●	●
1/3 – 2/3 folding rear seat	●	●	●	●	●
Parking sensors - front and rear	●	●	●	●	●
Visio Park 1:180° colour reversing camera	●	●	●	–	–
Visio Park 3: 360 colour camera system	–	–	–	–	●
Visio Park 3: 360° colour camera system + fully automated parking assistance	–	○	○	●	–
Warning triangle	●	●	●	●	●

\*\*\*Standard only if optional leather seats selected.

# PEUGEOT 508 & 508 SW EQUIPMENT (3/5)

KEY: ● STANDARD ○ OPTIONAL — UNAVAILABLE

## INTERIOR FEATURES

	ACTIVE PREMIUM	ALLURE PREMIUM	GT	GT PREMIUM	PSE
Aikinite contrast stitching to armrest, front centre console, door panels and dashboard facia	—	●	●	●	●
Aluminium boot rails (SW Only)	—	—	○	●	●
Ambient lighting to storage compartments	—	●	●	●	●
Blue ambient lighting to front door panels and front centre console	—	●	●	●	●
Dashboard, front and rear door panel finish: Carbon effect	●	●	●	●	●
Dashboard facia, intricate stitch detail	—	●	●	●	●
Flocked front door pocket interior	—	●	●	●	●
Flocked glove box interior with illumination	●	●	●	●	●
Front and rear carpet mats in black with stitch detail	—	●	—	—	—
Front and rear carpet mats in black with copper stitch detail	—	—	●	●	—
Front and rear carpet mats in black with Kryptonite stitch detail	—	—	—	—	●
Gear lever- automatic in full grain leather and satin chrome	●	●	●	●	●
Interior LED lighting: front LED roof lighting with 3 x spotlights, 2 x LED ambient lights and 2 x rear reading lights, LED lighting in boot, glove box and connecting zone	●	—	—	—	—
Interior LED lighting plus: interior lighting as per Active Premium plus, boot lighting x 2, plus illumination to vanity mirrors, centre console storage, cup holders and front footwells	—	●	●	●	●
Mistral full-grain leather steering wheel with stitch detail	●	●	—	—	—
Mistral full-grain perforated leather steering wheel with Aikinite stitch detail and satin chrome 'GT' emblem	—	—	●	●	—
Mistral full-grain perforated leather steering wheel with Kryptonite stitch detail and PSE 3 claw detail	—	—	—	—	●
Pedals and foot rest: black rubber	●	—	—	—	—
Pedals and foot rest: aluminium	—	●	●	●	●
'Piano keys': chrome plated toggle switches to access touchscreen functions	●	●	●	●	●
Roof lining - Salin light grey	●	—	—	—	—

For further information visit our website at [peugeot.co.uk](http://peugeot.co.uk) or contact your local PEUGEOT Retailer

	ACTIVE PREMIUM	ALLURE PREMIUM	GT	GT PREMIUM	PSE
Roof lining - Mistral black	—	●	●	●	●
Seating: electric driver seat base angle and lumbar adjustment	—	●	—	—	—
Seating: electric front passenger seat base angle and lumbar adjustment	—	●	—	—	—
Seating: driver and front passenger seat manual adjustment (longitudinal and back rest angle)	●	●	—	—	—
Seating: driver and front passenger seat mechanical height adjustment	●	●	—	—	—
Seating: driver and front passenger seat adjustable cushion nose	—	—	●	●	●
Seating: driver and front passenger seat electric lumbar adjustment	—	●	●	●	●
Seating: driver and front passenger seat heating	—	—	—	●	●
Seating: driver and front passenger seat multi-way electric adjustment (linked to specific options)	—	—	○	○	—
Seating: driver and front passenger seat multi-point massage function (linked to specific options)	—	—	○	○	●
Seating: driver seat 2 position memory function (linked to specific options)	—	—	—	○	—
Seating: Mistral tri-material 'Losange' cloth seat trim with copper 'Goa' stitch detail	●	—	—	—	—
Seating: Mistral tri-material 'Imila' leather effect and 'Brumeo' cloth seat trim with grey 'Béton' stitch detail.	—	●	—	—	—
Seating: Mistral tri-material 'Belomka' leather effect and 'Ornis' cloth seat trim with Aikinite 'double stitch detail	—	—	●	—	—
Seating: Nappa Mistral full grain leather seat trim with Alcantara and Kyrptonite sticth detail	—	—	—	—	●
Seating: Nappa Mistral full grain leather seat trim with Aikinite double stitch detail	—	—	○	○	—

\* Linked to Driver sport pack options.

# PEUGEOT 508 & 508 SW EQUIPMENT (4/5)

For further information visit our website at [peugeot.co.uk](http://peugeot.co.uk) or contact your local PEUGEOT Retailer

KEY: ● STANDARD ○ OPTIONAL — UNAVAILABLE

	ACTIVE PREMIUM	ALLURE PREMIUM	GT	GT PREMIUM	PSE
EXTERIOR LIGHTING AND VISIBILITY					
Door mirror mounted LED courtesy approach lights	●	●	●	●	●
Full LED headlights with static cornering light functionality	—	●	●	●	●
Halogen headlights	●	—	—	—	—
LED daytime running lights	●	●	●	●	●
LED front indicators (linked to full LED headlights)	—	●	●	●	●
LED side indicator lights integrated into door mirrors	●	●	●	●	●
Rear numberplate lights (x2)	●	●	●	●	●
Rear LED PEUGEOT signature 'Claw Effect' lights (with daylight function)	●	—	—	—	—
Rear fog lights	●	●	●	●	●
Rear full LED 3D PEUGEOT signature 'Claw Effect' lights (with daylight function)	—	●	●	●	●
Rear reversing lights	●	●	●	●	●
Visibility pack: automatic lights	●	●	●	●	●
Visibility pack: automatic windscreen wipers	●	●	●	●	●
Visibility pack: electrochrome rear view mirror (auto dimming)	●	●	●	●	●
Visibility pack: electrochrome rear view mirror (auto dimming and frameless)	—	—	●	●	●
Visibility pack: 'follow me home headlights'	●	●	●	●	●

\*\*\*HYBRID versions only.

	ACTIVE PREMIUM	ALLURE PREMIUM	GT	GT PREMIUM	PSE
EXTERIOR FEATURES					
Aluminium longitudinal roof bars (SW Only)	●	—	—	—	—
Aluminium longitudinal roof bars: gloss black (SW Only)	—	●	●	●	●
Body-colour exterior door handles	●	●	●	●	●
Door mirror shells: body colour	●	—	—	—	—
Door mirror shells: Nera Black	—	●	●	●	●
Gloss black B and C pillar and aerodynamic deflector trim	●	●	●	●	●
Gloss black strip rear cluster connecting strip	●	●	●	●	●
'GT' model designation badging	—	—	●	●	—
Model designation badges front and rear	●	●	●	●	●
Panoramic opening glass roof (with electric interior blind)	—	—	○	○	○
Radiator grille: chrome facets and gloss black edge trim	●	—	—	—	—
Radiator grille: chrome chequered and chrome edge trim	—	●	●	●	—
Rear lower bumper gloss black 'diffuser effect' trim	●	●	●	●	●
Side window trim: aluminium	●	—	—	—	—
Side window trim: gloss black	—	●	●	●	●
Stainless steel door sill scuff plates	—	●	●	—	—
16" 'CYPRESS' alloy wheels (Diesel)	●	—	—	●	—
17" 'MERION' diamond cut two tone alloy wheels	—	●	—	—	—
18" 'Sperone' diamond cut two tone alloy wheels	—	—	●	●***	●
19" 'Augusta' diamond cut two tone alloy wheels (Excluding PHEV)	—	—	○	●	—
20" 'EXXAR' two tone diamond cut alloy wheels with space saving spare wheel	—	—	—	—	●

# PEUGEOT 508 & 508 SW EQUIPMENT (5/5)

**KEY:** ● STANDARD ○ OPTIONAL — UNAVAILABLE

	ACTIVE PREMIUM	ALLURE PREMIUM	GT	GT PREMIUM	PSE
<b>BODYSTYLE</b>					
5 Door Station Wagon	●	●	●	●	●
5 Door Fastback	●	●	●	●	●
<b>IN CAR ENTERTAINMENT</b>					
Bluetooth® telephone facility	●	●	●	●	●
DAB Radio (Digital Audio Broadcasting)	●	●	●	●	●
FOCAL® premium HIFI speaker system	—	—	○	●	●
Mirror Screen®: (Apple CarPlay™, Android Auto)	●	●	●	●	●
USB Socket (x2) front	—	●	●	●	●
USB Socket (x2) rear (in lieu of 12v socket)	●**	●	●	●	●
Voice recognition (radio, navigation and telephony features)	●	●	●	●	●
Connected 3D Navigation: includes TomTom® Live updates (3 year subscription)*^	●	●	●	●	●
8-Speaker radio, MP3 compatible	○	●	●	●	●
12 V socket	●	●	●	●	●
Roof lining - Salin light grey	●	—	—	—	—

For further information visit our website at [peugeot.co.uk](http://peugeot.co.uk) or contact your local PEUGEOT Retailer



\*\* Hybrid version only.



# PEUGEOT 508 & 508 SW

## CHOOSE YOUR PAINT

For further information visit our website at [peugeot.co.uk](http://peugeot.co.uk) or contact your local PEUGEOT Retailer

**KEY:** ● STANDARD ○ OPTIONAL — UNAVAILABLE

### METALLIC PAINT

Cumulus Grey	M0F4	○	○
Nimbus Grey	M0VL	○	○
Nera Black	M09V	○	○
Twilight Blue	M0KU	●	●

### SPECIAL PAINT

Elixir Red	M5VH	○	○
Pearlescent White	M6N9	○	○



Cumulus Grey



Nimbus Grey



Nera Black



Twilight Blue



Pearlescent White



Elixir Red

# PEUGEOT 508 & 508 SW

## CHOOSE YOUR UPHOLSTERY OPTIONS

For further information visit our website at [peugeot.co.uk](http://peugeot.co.uk) or contact your local PEUGEOT Retailer

	ACTIVE PREMIUM	ALLURE PREMIUM	GT			GT PREMIUM		
UPHOLSTERY OPTIONS								
Upholstery	Mistral tri-material 'Losange' cloth	Mistral tri-material 'Imila' leather effect and 'Brumeo' cloth	Mistral tri-material 'Belomka' leather effect and 'Ornis' cloth	Nappa Mistral Leather	Red Nappa Leather	Mistral leather effect/ Mistral Alcantara	Nappa Mistral leather	Red Nappa Leather
Trim code	71FX	72FX	73FH	76FH	76FJ	0JFH	76FH	76FJ
Top-stitching	Goa	Beton	Aikinite	Aikinite	Aikinite	Aikinite	Aikinite	Aikinite
Seat trim availability	●	●	●	○	○	●	○	○

### Front Seating

The front seats on PEUGEOT 508 have been developed to provide heightened sensations of comfort and support, enlivened with a touch of sportiness.

This brief has resulted in seating that will make every journey, no matter the distance, an absolute pleasure. Front seats benefit from the following features (according to trim level):

- Electric multi-way adjustment: (height, longitudinal, seat back angle and seat cushion angle). **Standard on GT Premium level.**
- Heating function: with 3 pre set temperatures, (includes heating elements in the seat base and back rest), **Standard from GT Premium.**

- Multi-point massage function: with eight-pocket pneumatic technology to provide a luxurious massage, with five different massage types. **Standard on GT Premium, optional from GT. (linked to Mistral and Alcantara option packages)**
- Driver seat memory: memorises driver seat and door mirrors positions for up to two people, optional from GT. **(linked to Mistral and Alcantara option package)**
- Electric lumbar adjustment: offers optimum back support for driver and front passenger. **Standard on Allure Premium level**
- Adjustable cushion nose: adds greater depth to the front seat bases, providing extra support to the backs of front seat occupants legs. **Standard from GT.**

### AGR Approval (Aktion für Gesunder Rücken)

As a result of the above specification, every 508 SW features front seats (driver only on Active) that comply with the AGR association's 'Actions for a Healthy Back' initiative., as all models comply with the fitment of the following features as a minimum:


Adjustable seat cushion nose (mechanical) - Adjustable seat angle (electric) – Four-way adjustable lumbar support (electric pneumatic) (driver only)



Mistral tri-material 'Losange' cloth



Mistral tri-material 'Imila' leather effect and 'Brumeo' cloth




Mistral tri-material 'Belomka' leather effect and 'Ornis' cloth



Nappa Mistral full grain leather



Red Nappa leather



Mistral leather effect/ Mistral Alcantara

# PEUGEOT 508 & 508 SW

## WHEELS

For further information visit our website at [peugeot.co.uk](http://peugeot.co.uk) or contact your local PEUGEOT Retailer

KEY: ● STANDARD ○ OPTIONAL — UNAVAILABLE

	ACTIVE PREMIUM	ALLURE PREMIUM	GT	GT PREMIUM
WHEEL DESCRIPTION				
16" 'Cypress' alloy wheels ZHDC	●	—	—	—
17" 'Merion' diamond cut two tone alloy wheels ZHDI	—	●	—	—
18" 'Sperone' diamond cut two tone alloy wheels ZHDK	—	—	●	●*
19" 'Augusta' diamond cut two tone alloy wheels ZHVM	—	—	○	●



16" 'Cypress' alloy wheels



17" 'Merion' diamond cut two tone



18" 'Sperone' diamond cut two tone alloy wheels



19" 'Augusta' diamond cut two tone

\*HYBRID versions only

# PEUGEOT 508 & 508 SW FASTBACK DIMENSIONS

For further information visit our website at [peugeot.co.uk](http://peugeot.co.uk) or contact your local PEUGEOT Retailer

## EXTERNAL DIMENSIONS

Length (mm)	4750
Width (mm)	1859
Height (mm)	1403
Wheelbase (mm)	2793
Front / rear overhang (mm)	948 / 1009
Front / rear track width (mm)	1601 / 1597
Turning circle between pavements (m)	10.8

## EXTERNAL DIMENSIONS FOR PARKING

Length with boot open (mm)	4840
Length with towing (mm)	4750
Width with front / rear doors open (mm)	3 710 / 3 543
Width with door mirrors open / folded (mm)	2 079 / 1 907
Height with bonnet open (mm)	1861
Height with boot open (mm)	2152

## INTERNAL DIMENSIONS

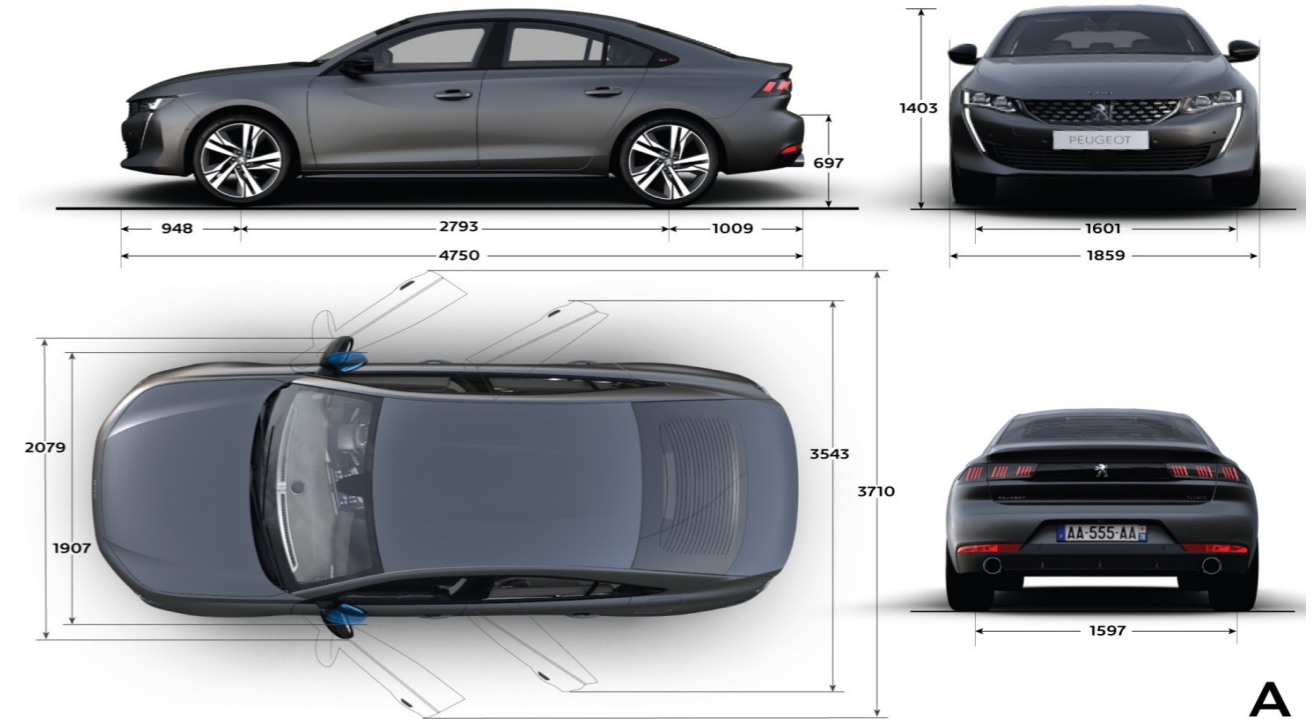
Number of seats	5
Front / rear elbow room (mm)	1 455 / 1 413
Front / rear shoulder room (mm)	1 418 / 1 362
Front / rear head room (mm) *	881 (830) / 843 (844)

\*Value with the optional panoramic glass roof.


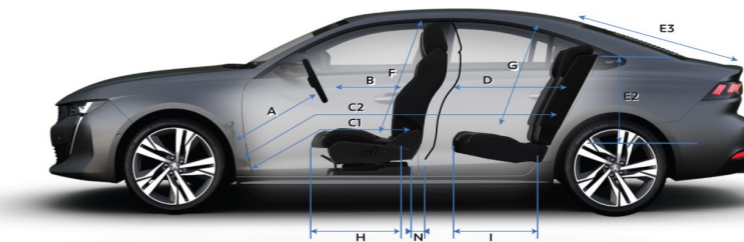
\*\*With maxi moved forward front seats.

## BOOT, STORAGE & FUEL TANK

Length with rear seat back up / folded** (mm)	1035 / 1983
Width between wheel housings (mm)	1133
Height under parcel shelf / head room (mm) (2) (1)	488
Opening of boot, height / width (mm)	979
Min. boot volume (litres)	487
Max. boot volume (litres)	1537
Total volume of storage areas in the passenger compartment (litres)	32
Fuel tank capacity (litres)	62 in Puretech / 55 in BlueHDi



A



A	686	F	881
B	602	G	843
C1	896	H	541
C2	1777	I	477
D	881	J	1418
E	1035	K	1455
E1	1133	L	1362
E2	488	M	1413
E3	979	N	250

# PEUGEOT 508 & 508 SW

## SW DIMENSIONS

For further information visit our website at [peugeot.co.uk](http://peugeot.co.uk) or contact your local PEUGEOT Retailer

### EXTERNAL DIMENSIONS

Length (mm)	4778
Width (mm)	1859
Height (mm)	1420
Wheelbase (mm)	2793
Front / rear overhang (mm)	948 / 1037
Front / rear track width (mm)	1601 / 1597

### EXTERNAL DIMENSIONS FOR PARKING


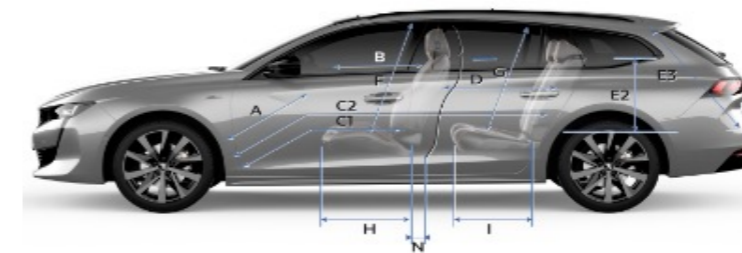
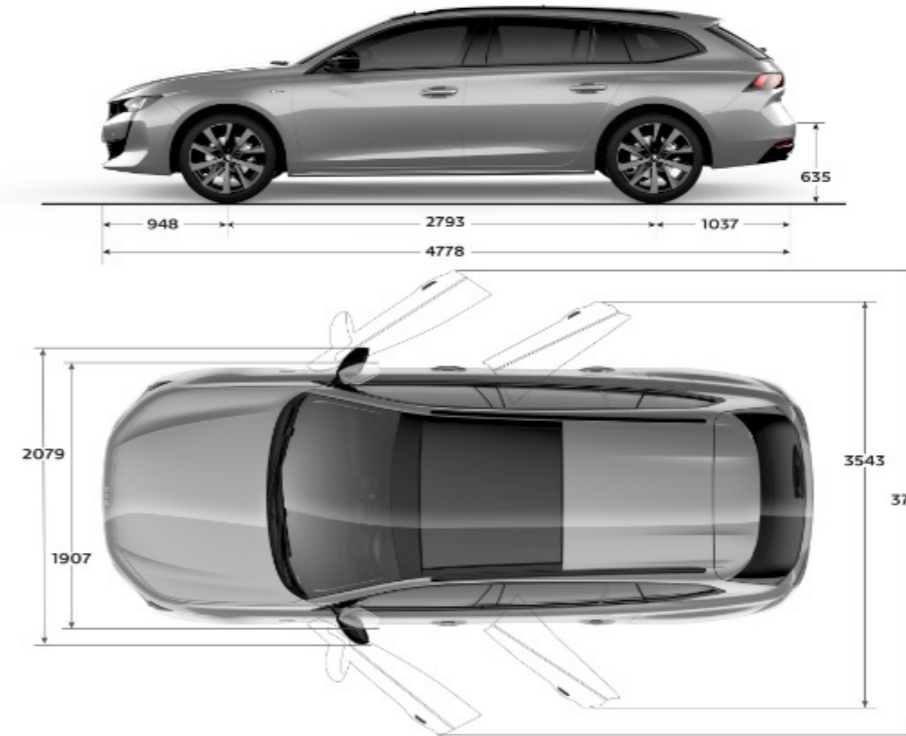
Width with front / rear doors open (mm)	3710 / 3543
Width with door mirrors open / folded (mm)	2079 / 1907

### INTERNAL DIMENSIONS

Number of seats	5
Front / rear elbow room (mm)	1455 / 1413
Front / rear shoulder room (mm)	1418 / 1362
Front / rear head room (mm)	881 / 883

### BOOT, STORAGE & FUEL TANK

Length with rear seat back up	1059
Width between wheel housings (mm)	1133
Height under parcel shelf / head room (mm) (2) (1)	499
Opening of boot, height	787
Min. boot volume (litres)	530
Max. boot volume (litres)	1780
Total volume of storage areas in the passenger compartment (litres)	32
Fuel tank capacity (litres)	62 in PureTech / 55 in BlueHDi



A	686	F	881
B	602	G	883
C1	896	H	541
C2	1777	I	477
D	881	J	1418
E	1059	K	1455
E1	1133	L	1362
E2	499	M	1413
E3	787	N	250

\*Value with optional panoramic glass roof.

# PEUGEOT 508 & 508 SW

## FASTBACK TECHNICAL SPECIFICATION (1/2)

For further information visit our website at [peugeot.co.uk](http://peugeot.co.uk) or contact your local PEUGEOT Retailer

### KEY:

- STANDARD
- UNAVAILABLE

	PETROL	DIESEL
	<b>1.2L PureTech 130 EAT8 S&amp;S</b> 8-speed Efficient Automatic	<b>1.5L BlueHdi 130 EAT8 S&amp;S</b> 8-speed Efficient Automatic
<b>DRIVETRAIN</b>		
Fuel type	Petrol	Diesel
Stop and Start functionality	●	●
Cubic capacity (cc)	1199	1499
Maximum power hp (Kw)	131 (96) @ 5500	131 (96) @ 3750
Maximum torque lb/ft (Nm)	170 (230) @ 1750	221 (300) @1750
6-speed manual	—	—
8-speed automatic	●	●
<b>BRAKES</b>		
Front discs (mm)	304 x 28	304 x 28
Rear discs (mm)	268 x 12	268 x 12
<b>SUSPENSIONS AND TYRES</b>		
Front suspension	Pseudo MacPherson	
Rear suspension	Multi-link rear suspension	
Size – 17" tyres	215/55 R17 W	
Size – 18" tyres	235/45 R18 Y	
Size – 19" tyres	235/40 R19 Y	
Spare wheel (space saver)	●	●
<b>FUEL</b>		
Capacity (litres)	62	55

The fuel consumption or electric range achieved, and CO2 produced (where applicable), in real world conditions will depend upon a number of factors including, but not limited to: the accessories fitted (pre and post registration); the starting charge of the battery; variations in weather; driving styles and vehicle load. The WLTP (Worldwide Harmonised Light Vehicles Test Procedure) is used to measure fuel consumption, electric range and CO2 figures.

Figures shown are for comparison purposes and should only be compared to the fuel consumption, electric range and CO2 values of other cars tested to the same technical standard.

^ 'LOW': Low speed city driving, representative of city centre driving, maximum 35mph.

^^ 'MEDIUM': Medium speed town driving, representative of town or suburban driving, maximum 50mph.

^^^ 'HIGH': High speed rural driving, representative of A-road or dual carriageway driving, maximum 60mph.

^^^\* 'EXTRA HIGH': Extra High speed motorway driving, representative of a typical European motorway, maximum 81mph.

^^^\* 'COMBINED': A mixed journey average of all elements

Figures quoted reflect a range of configurations (including non-UK market vehicles) and are subject to changes resulting from ongoing product development, range evolutions, testing and evaluations.



# PEUGEOT 508 & 508 SW

## FASTBACK TECHNICAL SPECIFICATION (2/2)

For further information visit our website at [peugeot.co.uk](http://peugeot.co.uk) or contact your local PEUGEOT Retailer

### KEY:

— UNAVAILABLE

	PETROL	DIESEL
	1.2L PureTech 130 EAT8 S&S 8-speed Efficient Automatic	1.5L BlueHdi 130 EAT8 S&S 8-speed Efficient Automatic
<b>REGULATED EMISSIONS</b>		
Carbon monoxide (mg/km)	340.8	98.4
Total hydrocarbons (mg/km)	19.8	—
Nitrogen Oxides (mg/km)	37.5	69.3
Total Hydrocarbons + Nitrogen Oxides (mg/km)	—	90.2
Particulate Matter (mg/km)	0.3	0.54
<b>FUEL CONSUMPTION, EMISSIONS and PERFORMANCE (driver only) INFORMATION</b>		
Maximum speed (mph)	127	129
Acceleration 0-62 mph driver only (sec)	10	10
Fuel Consumption: Low MPG (litres/100km) <sup>^</sup>	37.2 - 34.3 (7.6 - 8.2)	49.6 - 45.8 (5.7 - 6.2)
Fuel Consumption: Medium MPG (litres/100km) <sup>^^</sup>	47.3 - 41.6 (6.0 - 6.8)	59.1 - 51.8 (4.8 - 5.5)
Fuel Consumption: High MPG (litres/100km) <sup>^^^</sup>	56.4 - 48.1 (5.0 - 5.9)	71.2 - 59.6 (4 - 4.7)
Fuel Consumption: Extra High MPG (litres/100km) <sup>^^*</sup>	50.6 - 41.3 (5.6 - 6.8)	62.5 - 50.1 (4.5 - 5.6)
Fuel Consumption: Combined MPG (litres/100km) <sup>^^^*</sup>	49.1 - 42.1 (5.8 - 6.7)	62 - 52.4 (4.6 - 5.4)
Regulated Emission Standard	Euro 6d	Euro 6d-TEMP
Carbon Dioxide (CO2) emissions Combined (g/km)	131 - 139	121 - 128
<b>VEHICLE WEIGHT INFORMATION (KG)</b>		
Gross vehicle weight	1970	2020
Mass in service	1555	1574
Kerb weight	1400	1420
Gross train weight	3300	3520
Maximum braked trailer weight	1330	1500
Maximum tow ball weight	70	75
<b>INSURANCE CODES</b>		
Active Premium	21E	22E
Allure Premium	22E	24E
GT	23E	24E
GT Premium	23E	24E

The fuel consumption or electric range achieved, and CO2 produced (where applicable), in real world conditions will depend upon a number of factors including, but not limited to: the accessories fitted (pre and post registration); the starting charge of the battery; variations in weather; driving styles and vehicle load. The WLTP (Worldwide Harmonised Light Vehicles Test Procedure) is used to measure fuel consumption, electric range and CO2 figures.

Figures shown are for comparison purposes and should only be compared to the fuel consumption, electric range and CO2 values of other cars tested to the same technical standard.

<sup>^</sup> 'LOW': Low speed city driving, representative of city centre driving, maximum 35mph.

<sup>^^</sup> 'MEDIUM': Medium speed town driving, representative of town or suburban driving, maximum 50mph.

<sup>^^^</sup> 'HIGH': High speed rural driving, representative of A-road or dual carriageway driving, maximum 60mph.

<sup>^^\*</sup> 'EXTRA HIGH': Extra High speed motorway driving, representative of a typical European motorway, maximum 81mph.

<sup>^^^\*</sup> 'COMBINED': A mixed journey average of all elements

Figures quoted reflect a range of configurations (including non-UK market vehicles) and are subject to changes resulting from ongoing product development, range evolutions, testing and evaluations.



# PEUGEOT 508 & 508 SW

## SW TECHNICAL SPECIFICATION (1/2)

For further information visit our website at [peugeot.co.uk](http://peugeot.co.uk) or contact your local PEUGEOT Retailer

### KEY:

- STANDARD
- UNAVAILABLE

	PETROL	DIESEL
	<b>1.2L PureTech 130 EAT8 S&amp;S</b> 8-speed Efficient Automatic	<b>1.5L BlueHDi 130 EAT8 S&amp;S</b> 8-speed Efficient Automatic
<b>DRIVETRAIN</b>		
Fuel type	Petrol	Diesel
Stop and Start functionality	●	●
Cubic capacity (cc)	1199	1499
Maximum power hp (Kw)	131 (96) @ 5500	131 (96) @ 3750
Maximum torque lb/ft (Nm)	170 (230) @ 1750	221 (300) @1750
6-speed manual	—	—
8-speed automatic	●	●
<b>BRAKES</b>		
Front discs (mm)	304 x 28	304 x 28
Rear discs (mm)	268 x 12	268 x 12
<b>SUSPENSIONS AND TYRES</b>		
Front suspension	Pseudo MacPherson	
Rear suspension	Multi-link rear suspension	
Size – 17" tyres	215/55 R17 W	
Size – 18" tyres	235/45 R18 Y	
Size – 19" tyres	235/40 R19 Y	
Spare wheel (space saver)	●	●
<b>FUEL</b>		
Capacity (litres)	62	55

The fuel consumption or electric range achieved, and CO2 produced (where applicable), in real world conditions will depend upon a number of factors including, but not limited to: the accessories fitted (pre and post registration); the starting charge of the battery; variations in weather; driving styles and vehicle load. The WLTP (Worldwide Harmonised Light Vehicles Test Procedure) is used to measure fuel consumption, electric range and CO2 figures.

Figures shown are for comparison purposes and should only be compared to the fuel consumption, electric range and CO2 values of other cars tested to the same technical standard.

^ 'LOW': Low speed city driving, representative of city centre driving, maximum 35mph.

^^ 'MEDIUM': Medium speed town driving, representative of town or suburban driving, maximum 50mph.

^^^ 'HIGH': High speed rural driving, representative of A-road or dual carriageway driving, maximum 60mph.

^^\* 'EXTRA HIGH': Extra High speed motorway driving, representative of a typical European motorway, maximum 81mph.

^^^\* 'COMBINED': A mixed journey average of all elements

Figures quoted reflect a range of configurations (including non-UK market vehicles) and are subject to changes resulting from ongoing product development, range evolutions, testing and evaluations.





# PEUGEOT 508 & 508 SW

## SW TECHNICAL SPECIFICATION (2/2)

For further information visit our website at [peugeot.co.uk](http://peugeot.co.uk) or contact your local PEUGEOT Retailer

### KEY:

— UNAVAILABLE

	PETROL	DIESEL
	1.2L PureTech 130 EAT8 S&S 8-speed Efficient Automatic	1.5L BlueHdi 130 EAT8 S&S 8-speed Efficient Automatic
<b>REGULATED EMISSIONS</b>		
Carbon monoxide (mg/km)	340.8	98.4
Total hydrocarbons (mg/km)	19.8	—
Nitrogen Oxides (mg/km)	37.5	69.3
Total Hydrocarbons + Nitrogen Oxides (mg/km)	—	90.2
Particulate Matter (mg/km)	0.3	0.54
<b>FUEL CONSUMPTION, EMISSIONS and PERFORMANCE (driver only) INFORMATION</b>		
Maximum speed (mph)	127	129
Acceleration 0-62 mph driver only (sec)	10	10.1
Fuel Consumption: Low MPG (litres/100km) <sup>^</sup>	37.2 - 34.3 (7.6 - 8.2)	49.6 - 45.8 (5.7 - 6.2)
Fuel Consumption: Medium MPG (litres/100km) <sup>^^</sup>	47.3 - 41.6 (6.0 - 6.8)	59.1 - 51.8 (4.8 - 5.5)
Fuel Consumption: High MPG (litres/100km) <sup>^^^</sup>	56.4 - 48.1 (5.0 - 5.9)	71.2 - 59.6 (4 - 4.7)
Fuel Consumption: Extra High MPG (litres/100km) <sup>^^^</sup>	50.6 - 41.3 (5.6 - 6.8)	62.5 - 50.1 (4.5 - 5.6)
Fuel Consumption: Combined MPG (litres/100km) <sup>^^^</sup>	49.1 - 42.1 (5.8 - 6.7)	62 - 52.4 (4.6 - 5.4)
Regulated Emission Standard	Euro 6d	Euro 6d-TEMP
Carbon Dioxide (CO2) emissions Combined (g/km)	134 - 142	124 - 131
<b>VEHICLE WEIGHT INFORMATION (KG)</b>		
Gross vehicle weight	2010	2043
Mass in service	1574	1602
Kerb weight	1420	1430
Gross train weight	3300	3543
Maximum braked trailer weight	1290	1500
Maximum tow ball weight	70	75
<b>INSURANCE CODES</b>		
Active Premium	21E	22E
Allure Premium	22E	24E
GT	23E	24E
GT Premium	23E	24E

The fuel consumption or electric range achieved, and CO2 produced (where applicable), in real world conditions will depend upon a number of factors including, but not limited to: the accessories fitted (pre and post registration); the starting charge of the battery; variations in weather; driving styles and vehicle load. The WLTP (Worldwide Harmonised Light Vehicles Test Procedure) is used to measure fuel consumption, electric range and CO2 figures.

Figures shown are for comparison purposes and should only be compared to the fuel consumption, electric range and CO2 values of other cars tested to the same technical standard.

<sup>^</sup> 'LOW': Low speed city driving, representative of city centre driving, maximum 35mph.

<sup>^^</sup> 'MEDIUM': Medium speed town driving, representative of town or suburban driving, maximum 50mph.

<sup>^^^</sup> 'HIGH': High speed rural driving, representative of A-road or dual carriageway driving, maximum 60mph.

<sup>^^^</sup> 'EXTRA HIGH': Extra High speed motorway driving, representative of a typical European motorway, maximum 81mph.

<sup>^^^</sup> 'COMBINED': A mixed journey average of all elements

Figures quoted reflect a range of configurations (including non-UK market vehicles) and are subject to changes resulting from ongoing product development, range evolutions, testing and evaluations.



# PEUGEOT 508 FASTBACK

## HYBRID TECHNICAL SPECIFICATION (1/3)

For further information visit our website at [peugeot.co.uk](http://peugeot.co.uk) or contact your local PEUGEOT Retailer

### KEY:

— UNAVAILABLE

	HYBRID 225 e-EAT8 8-speed Efficient Automatic	HYBRID 360 e-EAT8 4WD (PEUGEOT SPORT ENGINEERED ONLY) 8-speed Efficient Automatic
<b>PETROL ENGINE</b>		
Cubic capacity (cc)	1598	1598
Maximum power hp (kW)	181 (133) @ 6000	200 (147) @ 6000
Maximum torque lb/ft (Nm)	184 (250) @ 1650	221 (300) @ 3000
Stop and Start functionality	—	—
Regulated Emission Standard	Euro 6d	Euro 6d
Injection Type	Direct	Direct
Service Interval	20,000 miles / 1 year	20,000 miles / 1 year
<b>ELECTRIC MOTOR</b>		
Electric motor (integrated with the e-EAT8 gearbox)	1 at the front	1 at the front
Maximum power hp (kW)	181 (81) @ 6000	200 (164) @ 6000
Maximum torque lb/ft (Nm)	249 (337) @ 500 - 2500	384 (520) @ 500 - 4760
Battery	Li-ion	Li-ion
Battery Warranty	8 year traction battery warranty	8 year traction battery warranty
Battery Capacity (kWh) / Battery Power (kW)	11.8 / 80	11.5/117
Electric Range WLTP combined cycle (miles)	33 - 39	26
On Board Charger (kW)	3.7 as standard / 7.4 as option	3.7 as standard / 7.4 as option
<b>COMBINED PERFORMANCE</b>		
Combined Maximum power hp (kW)	225 (165)	355 (265)
Combined Maximum torque lb/ft (Nm)	266 (360)	384 (520)
<b>TRANSMISSION</b>		
Type	Automatic, Front wheel drive	Automatic, Front wheel drive
Number of gears	8	8

The fuel consumption or electric range achieved, and CO2 produced (where applicable), in real world conditions will depend upon a number of factors including, but not limited to: the accessories fitted (pre and post registration); the starting charge of the battery; variations in weather; driving styles and vehicle load. The WLTP (Worldwide Harmonised Light Vehicles Test Procedure) is used to measure fuel consumption, electric range and CO2 figures.

Figures shown are for comparison purposes and should only be compared to the fuel consumption, electric range and CO2 values of other cars tested to the same technical standard.

^ 'LOW': Low speed city driving, representative of city centre driving, maximum 35mph.

^^ 'MEDIUM': Medium speed town driving, representative of town or suburban driving, maximum 50mph.

^^^ 'HIGH': High speed rural driving, representative of A-road or dual carriageway driving, maximum 60mph.

^^^ 'EXTRA HIGH': Extra High speed motorway driving, representative of a typical European motorway, maximum 81mph.

^^^ 'COMBINED': A mixed journey average of all elements

Figures quoted reflect a range of configurations (including non-UK market vehicles) and are subject to changes resulting from ongoing product development, range evolutions, testing and evaluations.



# PEUGEOT 508 FASTBACK

## HYBRID TECHNICAL SPECIFICATION (2/3)

For further information visit our website at [peugeot.co.uk](http://peugeot.co.uk) or contact your local PEUGEOT Retailer

### KEY:

- STANDARD
- UNAVAILABLE



	HYBRID 225 e-EAT8 8-speed Efficient Automatic	HYBRID 360 e-EAT8 4WD (PEUGEOT SPORT ENGINEERED ONLY) 8-speed Efficient Automatic
<b>VEHICLE WEIGHT INFORMATION (KG)</b>		
Gross vehicle weight	2290	2360
Mass in service	1890	1988
Kerb weight	1745	1875
Gross train weight	3630	3630
Maximum braked trailer weight	1340	1270
Maximum tow ball weight	62	70
<b>PERFORMANCE (driver only) INFORMATION</b>		
Maximum speed in Sport mode / Electric (mph)	155 / 84	155 / 86
Acceleration 0-62 mph driver only (sec)	8.3	5.2
<b>FUEL CONSUMPTION AND EMISSIONS (WLTP V. Low / V. High Fuel Consumption)</b>		
Fuel Consumption: Combined MPG (litres/100km) <sup>^^</sup>	235.4 - 166.2 (1.2 - 1.7)	138.9 (2.0)
Carbon Dioxide (CO2) emissions Combined (g/km)	30 - 38	46
<b>FUEL</b>		
Capacity (litres)	—	—
<b>REGULATED EMISSIONS</b>		
Capacity (litres)	—	—
Carbon monoxide (mg/km)	599.4	365.3
Total hydrocarbons (mg/km)	17.5	10.3
Nitrogen Oxides (mg/km)	17.1	18.2
Total Hydrocarbons + Nitrogen Oxides (mg/km)	—	—
Particulate Matter (mg/km)	0.4	0.18

The fuel consumption or electric range achieved, and CO2 produced (where applicable), in real world conditions will depend upon a number of factors including, but not limited to: the accessories fitted (pre and post registration); the starting charge of the battery; variations in weather; driving styles and vehicle load. The WLTP (Worldwide Harmonised Light Vehicles Test Procedure) is used to measure fuel consumption, electric range and CO2 figures.

Figures shown are for comparison purposes and should only be compared to the fuel consumption, electric range and CO2 values of other cars tested to the same technical standard.

<sup>^</sup> 'LOW': Low speed city driving, representative of city centre driving, maximum 35mph.

<sup>^^</sup> 'MEDIUM': Medium speed town driving, representative of town or suburban driving, maximum 50mph.

<sup>^^^</sup> 'HIGH': High speed rural driving, representative of A-road or dual carriageway driving, maximum 60mph.

<sup>^^^\*</sup> 'EXTRA HIGH': Extra High speed motorway driving, representative of a typical European motorway, maximum 81mph.

<sup>^^^\*</sup> 'COMBINED': A mixed journey average of all elements

Figures quoted reflect a range of configurations (including non-UK market vehicles) and are subject to changes resulting from ongoing product development, range evolutions, testing and evaluations.



# PEUGEOT 508 FASTBACK

## HYBRID TECHNICAL SPECIFICATION (3/3)

For further information visit our website at [peugeot.co.uk](http://peugeot.co.uk) or contact your local PEUGEOT Retailer

### KEY:

— UNAVAILABLE



	HYBRID 225 e-EAT8 8-speed Efficient Automatic	HYBRID 360 e-EAT8 4WD (PEUGEOT SPORT ENGINEERED ONLY) 8-speed Efficient Automatic
<b>BRAKES</b>		
Front and rear discs	Front: 304x28mm / Rear: 268x12mm	380mm with 4 pistons
<b>SUSPENSION AND TYRES</b>		
Front suspension	Pseudo-Mac Pherson axle	Pseudo-Mac Pherson axle
Rear suspension	Semi-independent wheels - Twist beam axle	Semi-independent wheels - Multi-link axle
Size – 17" tyres	215/55 R17 W	—
Size – 18" tyres	235/45 R18 Y	—
Size – 20" tyres	—	245/35 R20 Y
<b>INSURANCE CODES</b>		
Allure	31E	—
GT	33E	—
GT Premium	34E	—
PEUGEOT Sport Engineered	—	TBC

The fuel consumption or electric range achieved, and CO2 produced (where applicable), in real world conditions will depend upon a number of factors including, but not limited to: the accessories fitted (pre and post registration); the starting charge of the battery; variations in weather; driving styles and vehicle load. The WLTP (Worldwide Harmonised Light Vehicles Test Procedure) is used to measure fuel consumption, electric range and CO2 figures.

Figures shown are for comparison purposes and should only be compared to the fuel consumption, electric range and CO2 values of other cars tested to the same technical standard.

^ 'LOW': Low speed city driving, representative of city centre driving, maximum 35mph.

^^ 'MEDIUM': Medium speed town driving, representative of town or suburban driving, maximum 50mph.

^^^ 'HIGH': High speed rural driving, representative of A-road or dual carriageway driving, maximum 60mph.

^^^ 'EXTRA HIGH': Extra High speed motorway driving, representative of a typical European motorway, maximum 81mph.

^^^ 'COMBINED': A mixed journey average of all elements

Figures quoted reflect a range of configurations (including non-UK market vehicles) and are subject to changes resulting from ongoing product development, range evolutions, testing and evaluations.



# PEUGEOT 508 SW

## HYBRID TECHNICAL SPECIFICATION (1/3)

For further information visit our website at [peugeot.co.uk](http://peugeot.co.uk) or contact your local PEUGEOT Retailer

### KEY:

— UNAVAILABLE



	HYBRID 225 e-EAT8 8-speed Efficient Automatic	HYBRID 360 e-EAT8 4WD (PEUGEOT SPORT ENGINEERED ONLY) 8-speed Efficient Automatic
<b>PETROL ENGINE</b>		
Cubic capacity (cc)	1598	1598
Maximum power hp (kW)	181 (133) @ 6000	200 (147) @ 6000
Maximum torque lb/ft (Nm)	184 (250) @ 1650	221 (300) @ 3000
Stop and Start functionality	—	—
Regulated Emission Standard	Euro 6d	Euro 6d
Injection Type	Direct	Direct
Service Interval	20,000 miles / 1 year	20,000 miles / 1 year
<b>ELECTRIC MOTOR</b>		
Electric motor (integrated with the e-EAT8 gearbox)	1 at the front	1 at the front
Maximum power hp (kW)	181 (81) @ 6000	200 (164) @ 6000
Maximum torque lb/ft (Nm)	249 (337) @ 500 - 2500	384 (520) @ 500 - 4760
Battery	Li-ion	Li-ion
Battery Warranty	8 year traction battery warranty	8 year traction battery warranty
Battery Capacity (kWh) / Battery Power (kW)	11.8 / TBC	11.5/117
Electric Range WLTP combined cycle (miles)	33 - 39	26
On Board Charger (kW)	3.7 as standard / 7.4 as option	3.7 as standard / 7.4 as option
<b>COMBINED PERFORMANCE</b>		
Combined Maximum power hp (kW)	225 (165)	355 (265)
Combined Maximum torque lb/ft (Nm)	TBC	384 (520)
<b>TRANSMISSION</b>		
Type	Automatic, Front wheel drive	Automatic, Front wheel drive
Number of gears	8	8

The fuel consumption or electric range achieved, and CO2 produced (where applicable), in real world conditions will depend upon a number of factors including, but not limited to: the accessories fitted (pre and post registration); the starting charge of the battery; variations in weather; driving styles and vehicle load. The WLTP (Worldwide Harmonised Light Vehicles Test Procedure) is used to measure fuel consumption, electric range and CO2 figures.

Figures shown are for comparison purposes and should only be compared to the fuel consumption, electric range and CO2 values of other cars tested to the same technical standard.

^ 'LOW': Low speed city driving, representative of city centre driving, maximum 35mph.

^^ 'MEDIUM': Medium speed town driving, representative of town or suburban driving, maximum 50mph.

^^^ 'HIGH': High speed rural driving, representative of A-road or dual carriageway driving, maximum 60mph.

^^^\* 'EXTRA HIGH': Extra High speed motorway driving, representative of a typical European motorway, maximum 81mph.

^^^\* 'COMBINED': A mixed journey average of all elements

Figures quoted reflect a range of configurations (including non-UK market vehicles) and are subject to changes resulting from ongoing product development, range evolutions, testing and evaluations.



# PEUGEOT 508 SW

## HYBRID TECHNICAL SPECIFICATION (2/3)

For further information visit our website at [peugeot.co.uk](http://peugeot.co.uk) or contact your local PEUGEOT Retailer

### KEY:

— UNAVAILABLE



	HYBRID 225 e-EAT8 8-speed Efficient Automatic	HYBRID 360 e-EAT8 4WD (PEUGEOT SPORT ENGINEERED ONLY) 8-speed Efficient Automatic
<b>VEHICLE WEIGHT INFORMATION (KG)</b>		
Gross vehicle weight	2270	2340
Mass in service	1864	1964
Kerb weight	1720	1850
Gross train weight	3600	3600
Maximum braked trailer weight	1330	1260
Maximum tow ball weight	54	70
<b>PERFORMANCE (driver only) INFORMATION</b>		
Maximum speed in Sport mode / Electric (mph)	155 / 84	155 / 86
Acceleration 0-62 mph driver only (sec)	8.3	5.2
<b>FUEL CONSUMPTION AND EMISSIONS (WLTP V. Low / V. High Fuel Consumption)</b>		
Fuel Consumption: Combined MPG (litres/100km) <sup>^^^</sup>	235.4 - 166.2 (1.2 - 1.7)	138.9 (2.0)
Carbon Dioxide (CO2) emissions Combined (g/km)	29 - 38	46
<b>FUEL</b>		
Capacity (litres)	—	—
<b>REGULATED EMISSIONS</b>		
Capacity (litres)	—	—
Carbon monoxide (mg/km)	599.4	365.3
Total hydrocarbons (mg/km)	17.5	10.3
Nitrogen Oxides (mg/km)	17.1	18.2
Total Hydrocarbons + Nitrogen Oxides (mg/km)	—	—
Particulate Matter (mg/km)	0.4	0.18

The fuel consumption or electric range achieved, and CO2 produced (where applicable), in real world conditions will depend upon a number of factors including, but not limited to: the accessories fitted (pre and post registration); the starting charge of the battery; variations in weather; driving styles and vehicle load. The WLTP (Worldwide Harmonised Light Vehicles Test Procedure) is used to measure fuel consumption, electric range and CO2 figures.

Figures shown are for comparison purposes and should only be compared to the fuel consumption, electric range and CO2 values of other cars tested to the same technical standard.

<sup>^</sup> 'LOW': Low speed city driving, representative of city centre driving, maximum 35mph.

<sup>^^</sup> 'MEDIUM': Medium speed town driving, representative of town or suburban driving, maximum 50mph.

<sup>^^^</sup> 'HIGH': High speed rural driving, representative of A-road or dual carriageway driving, maximum 60mph.

<sup>^^^\*</sup> 'EXTRA HIGH': Extra High speed motorway driving, representative of a typical European motorway, maximum 81mph.

<sup>^^^\*</sup> 'COMBINED': A mixed journey average of all elements

Figures quoted reflect a range of configurations (including non-UK market vehicles) and are subject to changes resulting from ongoing product development, range evolutions, testing and evaluations.



# PEUGEOT 508 SW

## HYBRID TECHNICAL SPECIFICATION (3/3)

For further information visit our website at [peugeot.co.uk](http://peugeot.co.uk) or contact your local PEUGEOT Retailer

### KEY:

— UNAVAILABLE

	HYBRID 225 e-EAT8 8-speed Efficient Automatic	HYBRID 360 e-EAT8 4WD (PEUGEOT SPORT ENGINEERED ONLY) 8-speed Efficient Automatic
<b>BRAKES</b>		
Front and rear discs	Front: 304x28mm / Rear: 268x12mm	380mm with 4 pistons
<b>SUSPENSION AND TYRES</b>		
Front suspension	Pseudo-Mac Pherson axle	Pseudo-Mac Pherson axle
Rear suspension	Semi-independent wheels - Twist beam axle	Semi-independent wheels - Multi-link axle
Size – 17" tyres	215/55 R17 W	—
Size – 18" tyres	235/45 R18 Y	—
Size – 20" tyres	—	245/35 R20 Y
<b>INSURANCE CODES</b>		
Allure	31E	—
GT	33E	—
GT Premium	33E	—
PEUGEOT Sport Engineered	—	TBC

The fuel consumption or electric range achieved, and CO2 produced (where applicable), in real world conditions will depend upon a number of factors including, but not limited to: the accessories fitted (pre and post registration); the starting charge of the battery; variations in weather; driving styles and vehicle load. The WLTP (Worldwide Harmonised Light Vehicles Test Procedure) is used to measure fuel consumption, electric range and CO2 figures.

Figures shown are for comparison purposes and should only be compared to the fuel consumption, electric range and CO2 values of other cars tested to the same technical standard.

^ 'LOW': Low speed city driving, representative of city centre driving, maximum 35mph.

^^ 'MEDIUM': Medium speed town driving, representative of town or suburban driving, maximum 50mph.

^^^ 'HIGH': High speed rural driving, representative of A-road or dual carriageway driving, maximum 60mph.

^^^\* 'EXTRA HIGH': Extra High speed motorway driving, representative of a typical European motorway, maximum 81mph.

^^^\*^ 'COMBINED': A mixed journey average of all elements

Figures quoted reflect a range of configurations (including non-UK market vehicles) and are subject to changes resulting from ongoing product development, range evolutions, testing and evaluations.



# PEUGEOT 508 & 508 SW SERVICE CONTRACTS

For further information visit our website at [peugeot.co.uk](http://peugeot.co.uk) or contact your local PEUGEOT Retailer

## PEUGEOT OFFER TWO LEVELS OF SERVICE PLAN CONTRACTS

What's included:

- PEUGEOT Service Plans offer complete assurance that all your servicing costs will be completely covered for the duration of the plan
- We offer PEUGEOT Service Plans for up to five years with many mileage options
- One-off up front or monthly direct debit payment options available
- All packages are affordable and inflation proof, which means they will remain at a fixed cost for the duration of the plan.

Monthly price examples\*:

### 508 & 508 SW Petrol / Diesel

36 Months / 30,000 Miles	48 Months / 40,000 Miles	60 Months / 50,000 Miles
£16.28 per month	£20.30 per month	£20.00 per month

### 508 & 508 SW Hybrid

36 Months / 30,000 Miles	48 Months / 40,000 Miles	60 Months / 50,000 Miles
£21.17 per month	£26.40 per month	£26.00 per month

\*Price examples based on an annual mileage of 10,000 per annum.

A PEUGEOT Service Plan can be purchased up to 12 months after registration date. The prices quoted above are indicative, for a bespoke quote please contact your local PEUGEOT Retailer. If the plan is taken out after the date of registration an additional payment will be required to cover this starting period.

Any normal wear and tear maintenance work such as replacement of tyres, brake pads, brake discs, clutches, shock absorbers, wipers, batteries, bulbs, silencer, exhausts and windscreens are excluded. Servicing must be carried out by a PEUGEOT Authorised Repairer in the UK. PEUGEOT Motor Company reserve the right to change, amend or withdraw this product at any time.



## EXTENDED PEUGEOT ASSISTANCE\*

**What's included: Extension of your PEUGEOT Assistance Cover:**

- Offers you the opportunity to extend PEUGEOT Assistance up to a further two years

**Cover includes:**

- PEUGEOT Assistance from Home
- PEUGEOT Roadside Assistance
- PEUGEOT Recovery
- PEUGEOT Onward Travel
- PEUGEOT European Cover

\*Excludes non-vehicle induced faults.

TO FIND OUT  
ABOUT EXTENDING  
YOUR PEUGEOT  
ASSISTANCE COVER  
**CALL 0800 294 0294**



# PEUGEOT 508 & 508 SW

## FURTHER INFORMATION

For further information visit our website at [peugeot.co.uk](http://peugeot.co.uk) or contact your local PEUGEOT Retailer

### MANUFACTURERS RECOMMENDED RETAIL PRICE ON THE ROAD (INCLUDES THE FOLLOWING FROM APRIL 2021)

TAX BAND	CO <sub>2</sub> (g/km)	FIRST YEAR VED	FIRST YEAR VED DIESEL CARS*	FIRST YEAR VED ALTERNATIVE FUEL	ANNUAL TAX PETROL & DIESEL	ANNUAL TAX ALTERNATIVE FUEL	FIRST REG FEE	DELIVERY CHARGE	VAT @ 20% ON DELIVERY	TOTAL OTR COSTS	TOTAL OTR COSTS DIESEL CARS*	TOTAL OTR COSTS ALTERNATIVE FUEL
A	0	£0.00	£0.00	£0.00	£0.00	£0.00	£55.00	£625.00	£125.00	<b>£805.00</b>	<b>£805.00</b>	<b>£805.00</b>
B	1-50	£10.00	£25.00	£0.00	£155.00	£145.00	£55.00	£625.00	£125.00	<b>£815.00</b>	<b>£830.00</b>	<b>£805.00</b>
C	51-75	£25.00	£115.00	£15.00	£155.00	£145.00	£55.00	£625.00	£125.00	<b>£830.00</b>	<b>£920.00</b>	<b>£820.00</b>
D	76-90	£115.00	£140.00	£105.00	£155.00	£145.00	£55.00	£625.00	£125.00	<b>£920.00</b>	<b>£945.00</b>	<b>£910.00</b>
E	91-100	£140.00	£160.00	£130.00	£155.00	£145.00	£55.00	£625.00	£125.00	<b>£945.00</b>	<b>£965.00</b>	<b>£935.00</b>
F	101-110	£160.00	£180.00	£150.00	£155.00	£145.00	£55.00	£625.00	£125.00	<b>£965.00</b>	<b>£985.00</b>	<b>£955.00</b>
G	111-130	£180.00	£220.00	£170.00	£155.00	£145.00	£55.00	£625.00	£125.00	<b>£985.00</b>	<b>£1,025.00</b>	<b>£975.00</b>
H	131-150	£220.00	£555.00	£210.00	£155.00	£145.00	£55.00	£625.00	£125.00	<b>£1,025.00</b>	<b>£1,360.00</b>	<b>£1,015.00</b>
I	151-170	£555.00	£895.00	£545.00	£155.00	£145.00	£55.00	£625.00	£125.00	<b>£1,360.00</b>	<b>£1,700.00</b>	<b>£1,350.00</b>
J	171-190	£895.00	£1,345.00	£885.00	£155.00	£145.00	£55.00	£625.00	£125.00	<b>£1,700.00</b>	<b>£2,150.00</b>	<b>£1,690.00</b>
K	191-225	£1,345.00	£1,910.00	£1,335.00	£155.00	£145.00	£55.00	£625.00	£125.00	<b>£2,150.00</b>	<b>£2,715.00</b>	<b>£2,140.00</b>
L	226-255	£1,910.00	£2,245.00	£1,900.00	£155.00	£145.00	£55.00	£625.00	£125.00	<b>£2,715.00</b>	<b>£3,050.00</b>	<b>£2,705.00</b>
M	OVER 255	£2,245.00	£2,245.00	£2,235.00	£155.00	£145.00	£55.00	£625.00	£125.00	<b>£3,050.00</b>	<b>£3,050.00</b>	<b>£3,040.00</b>

\*Applies to diesel vehicles that do not meet the real driving emissions step 2 (RDE2) standard. VAT is calculated at 20%. VAT is not applicable to cars sold in the Channel Islands.

Cars with a list price of over £40,000 at first registration will pay an additional rate of £335 per year on top of annual tax 'standard rate', for five years from the start of the second licence, before returning to the rates listed above. This supplement does not apply to electric vehicles.

## PEUGEOT 3 YEARS OF WARRANTY

All vehicles first registered in the UK and purchased from a UK PEUGEOT Retailer benefit from a PEUGEOT 2 year unlimited mileage manufacturer's warranty and a free optional additional 1 year of warranty provided by the PEUGEOT Retailer Network in the UK.

## PEUGEOT ASSISTANCE

All new PEUGEOTs come with PEUGEOT Assistance, our breakdown assistance service.

PEUGEOT Assistance is available every minute of the day and night; 365 days of the year, for you and anyone else driving your PEUGEOT with your permission.

Full details are available at [www.peugeot.co.uk](http://www.peugeot.co.uk)

All information and prices correct at time of publication, but are subject to change at any time without prior notice (which may occur as a result of matters including, but not limited to, any changes in legislation and/or any changes by the government).

It is our policy to continually improve our vehicles in every way. To avoid any misunderstandings you are advised to check with your PEUGEOT Retailer the prices, specification (including colour), equipment, accessories and equipment relating to any PEUGEOT vehicle and the exact cost and availability prior to ordering.

Where a feature is described as an option in this publication it should be assumed that it is at extra cost unless specifically stated otherwise.

Issued by Sales and Marketing, PEUGEOT Motor Company PLC, Pinley House, Sunbeam Way, Coventry CV3 1ND.

**PEUGEOT 508 & 508 SW**  
EXPLORE THE RANGE



**PEUGEOT**  
**508 & 508 SW**  
WITH **HYBRID** TECHNOLOGY

**PEUGEOT**  
**508 & 508 SW**  
PEUGEOT SPORT ENGINEERED

Join us:

All information and prices correct at time of publication, but are subject to change at any time without prior notice (which may occur as a result of matters including, but not limited to, any changes in legislation and/or any changes by the government). It is our policy to continually improve our vehicles in every way. To avoid any misunderstandings you are advised to check with your PEUGEOT Retailer the prices, specification (including colour), equipment, accessories and equipment relating to any PEUGEOT vehicle and the exact cost and availability prior to ordering. Where a feature is described as an option in this publication it should be assumed that it is at extra cost unless specifically stated otherwise.

Issued by Sales and Marketing, PEUGEOT Motor Company PLC, Pinley House, Sunbeam Way, Coventry CV3 1ND.

For further information visit our website at [peugeot.co.uk](http://peugeot.co.uk) or contact yo

