

Ford TRANSIT



COMMERCIAL VEHICLES



Go Further

Meet the Transit Commercial Fleet

Welcome to the award-winning Ford Transit Commercial Range. Renowned for capability, dependability, safety, efficiency and car-like drive and comfort, the comprehensive Transit line-up is built to get the job done.



Transit Custom Sport 320S SWB shown in Blue Metallic



Transit 410L Bus shown in Frozen White



Transit 470E Single Cab Chassis shown in Frozen White



Above: Transit Custom 340L LWB shown in Frozen White
Front Cover (Left to Right): Transit 350L LWB FWD Van in Frozen White, Transit Custom Sport 320S SWB in Orange Glow, Transit Custom Double Cab in Van 340L LWB in Magnetic



Transit 350L LWB FWD Van shown in Moondust Silver

Transit 350L LWB FWD Van interior shown with Optional Satellite Navigation.

The van that can

Delivering bold design, the versatility to take on tight streets and enough load space to keep your business moving, the Transit Commercial range is built tough. The advanced 2.0L EcoBlue diesel engine delivers an impressive 125kW of power and 390Nm of torque in Transit Custom, Van, Bus & Cab Chassis models, and up to 136kW and 405Nm in Transit Custom Sport models. Along with the latest smart technology, every Transit Commercial Vehicle is powerful, capable and intelligent, ready to become your next mobile office.

Advanced safety

Adaptive Cruise Control¹³.

Adjusts to the flow of traffic, slowing down when it senses a vehicle in front and returning to your pre-set speed once it clears.

Autonomous Emergency Braking (AEB) with Pedestrian Detection¹³.

Detects if the car in front stops unexpectedly, or a pedestrian steps out onto the road, and can automatically apply the brakes if you don't.

Lane Keeping Aid with Lane Departure Warning¹³.

Monitors road markings to detect if you unintentionally move out of your lane, and vibrates your steering wheel to warn you.

Auto Wipers / Headlights (inc. High Beam)¹³.

Automatically turns high beams on and off depending on light levels and surrounding vehicles. Auto Wipers automatically turn on and adjust speed, depending on how heavy the rain is.

Reverse Camera & Rear Cross Traffic Alert^{13, 16}.

Park with confidence. When reversing, Rear Cross Traffic Alert can detect approaching vehicles, or other hazards, and warn you.

Blind Spot Information System (BLIS)¹³.

If another vehicle enters your blind spot, the system activates a warning indicator light in the side mirror.

Tyre Pressure Monitoring System (TPMS)¹⁷.

Available on Transit Custom Sport models, it will notify you if one of your tyres is significantly under-inflated.

MyKey™

Program restricted driving mode settings (like top speeds) into your keys, encouraging responsible driving for those who may use the van.

Peace of mind inside and out

Five stars for safety

Drive with extra confidence knowing Transit Custom has the top ANCAP safety rating.

Six Airbags Standard

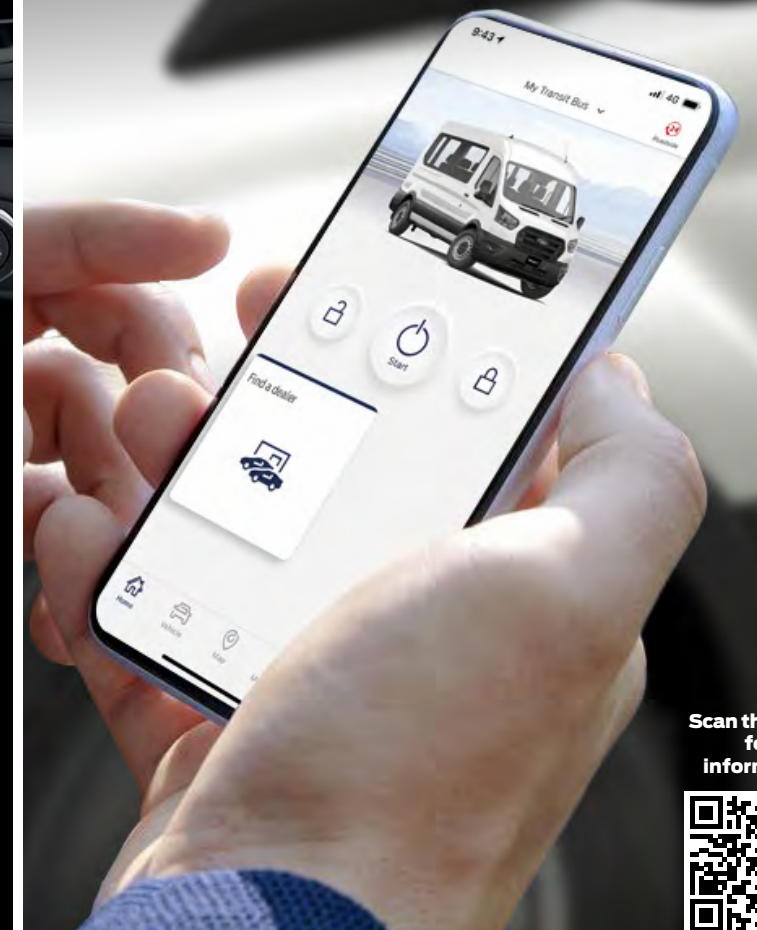
Every Transit has airbags positioned at the front, on both sides and at the head to protect the driver and front passengers.

Room for the Whole Crew

With up to 6 seats available on the 340L Custom Double Cab and 7 seats on the Double Cab Chassis, Transit is the perfect solution for moving crew and cargo.

Welcome to the world of Ford connectivity

Every vehicle in the 2021.75MY Transit Commercial Range will arrive fitted with an embedded modem known as FordPass Connect. Using the FordPass App on your smartphone²³, you can locate your vehicle, lock and unlock the doors, and even start the engine remotely to heat or cool the cabin to the last known setting²⁴.



Scan this code for more information.



FordPass App appearance as at May 2021 with minimum iOS 13.0 software or later and compatible device.

Colour Range

Entire Transit Range



Frozen White

Additional Transit Custom colours



Magnetic*

Additional Transit Custom Sport colours



Orange Glow

Additional Transit Bus colour



Agate Black*



Moondust Silver*



Agate Black*



Blue Metallic

100+ Special Vehicle Option (SVO) Paint options



* Prestige Paint is an option that incurs an additional charge. SVO Paint not available on Transit Custom Sport models.

Notes



SYNC® 3 with Apple CarPlay™ Android Auto™1, 2.

Our fully integrated Sync®3 system seamlessly connects compatible smartphones so you never miss a beat. Get to your next worksite with the optional Satellite Navigation system;³ make hands free calls and listen to text messages.



Transit Custom Sport

Delivering an upgraded 136kW/405Nm of torque, Transit Sport comes with 17" machine alloy wheels, sports body kit and unique stripes. Driver comfort is enhanced with partial leather seat trims, 8" touch screen & standard satellite navigation.



Advanced EcoBlue Diesel Engine with optional Auto Transmissions⁴.

The high performance EcoBlue diesel engine is now available with 6-speed auto across the range and 10-speed auto for Van, Bus and Cab Chassis models. Plus, save time and money with the 30,000km/12mth interval between services.



Flexible Cargo Space and Load Area Protection⁵.

Transit maximises space and practicality, with up to 3.4m load length⁶ in Transit Custom and up to 4.2m⁷ in Transit Van. Protect cargo with a fixed steel bulkhead, sealed load floor, full height hardboard lining and multiple tie-down hooks.



High Roof

Sometimes you just need some extra height. With an optional high roof available for Transit Custom and Transit Van, expand your max cargo volume up to 8.3m⁸ and up to 13.0m⁸ respectively⁸ so you'll never need to compromise.



Rear Liftgate Door and Dual Side Load Doors⁹.

All Transit vans come standard with barn doors, with the option of a rear liftgate door to let you load and unload even in the rain. And cargo is easily accessed from both sides with versatile dual side load doors!¹⁰



Impressive Towing Ability

With up to 2,800kg¹¹ maximum towing capacity on Transit Custom and up to 3,500kg¹² on Transit Van and Cab Chassis models, every model includes impressive safety features like Trailer Sway Control, Side Wind Stabilisation and Load Adaptive Control.¹³



Integrated Roof Racks¹⁴.

The Transit Custom's Integrated Roof Racks fold flat to give you increased vehicle height clearance, and reduce wind noise and fuel consumption when not in use. Lightweight and aerodynamic, the sturdy roof base allows you to carry a range of loads easily.



Transit Bus¹⁵.

The 410L Transit Bus comes with 12-seats, a versatile 10-speed automatic transmission and a power-operated left-hand side loading door. The optional high roof comes with overhead storage and LED reading lamps for your passengers.

Transit 2021.75MY Specifications. Visit ford.com.au for full specifications. Arriving October 2021. Limited Stock available, additional wait times may apply.

	Transit Custom	Transit Custom Sport	Transit Van RWD/FWD	Transit Cab Chassis RWD	Transit Bus RWD
Model	340S, 340L, 340L DCiV	320S, 320L DCiV	350L, 350E Jumbo, 470E Jumbo, 430E Jumbo	470E Single C/C, 430E Single C/C, 470E Double C/C	410L
Transmission	6-Sp Manual, 6-Sp Auto ⁴	6-Sp Auto	6-Sp Manual, 6-Sp Auto ⁴ (350L), 10-Sp Auto ⁴	6-Sp Manual (470E), 10-Sp Auto (430E)	10-Sp Auto
Engine	2.0L Diesel EcoBlue Engine				
Power - Maximum (DIN)	125kW @ 3,500rpm	136kW @ 3,500rpm	125kW @ 3,500rpm	125kW @ 3,500rpm	125kW @ 3,500rpm
Torque - Maximum (DIN), Valves	390Nm@ 1,500-2,000rpm, 16	405Nm@ 1,500-2,000rpm, 16	390Nm @ 1,600-2,300rpm, 16	390Nm @ 1,600-2,300rpm, 16	390Nm @ 1,600-2,300rpm, 16
Auto Stop/Start ¹⁸	S	S	S	S	S
Fuel Tank/AdBlue ® Tank Capacity (Litres)	72/21	72/21	95/21 - RWD, 72/21 - FWD	95/21	95/21
Battery	Single	Single	Twin	Twin	Twin
Wheels/Tyres					
Wheel Size/Type	6.5x16" Steel	17" Black/ Machine Alloy	6.5 x 16" Steel (350L, 350E) 6 x 16" Steel (470E)	6x16" Steel	6x16" Steel
Turning Circle - Kerb to Kerb (m)	11.6 - 340S, 12.8 - 340L, DCiV	11.8 - 320S, 13 - DCiV	13.3	13.3	13.3
Full Size Steel Spare Wheel	S	S	S	S	S
Rear Wheel Configuration	Single	Single	Single - 350L/350E, Dual - 470E/430E	Dual	Single
Safety Features ¹³					
Adaptive Cruise Control	S	S	S	S	S
Airbags x 6 - Front and Side (Driver & Passenger)	S	S	S	S	S
Auto Head Lamps/Wipers	S	S	S	S	S
Auto High Beam	S	S	S	S	S
BLIS with Rear Cross Traffic Alert	S	S	S	–	S
Dynamic Stability Control (DSC) incorporating ABS	S	S	S	S	S
Electronic Brakeforce Distribution (EBD) with Emergency Brake Light	S	S	S	S	S
Emergency Assistance ¹³	S	S	S	S	S
Front & Rear Parking Sensors ¹⁴	S	S	S	–	S
Heated Windshield	S	S	S	S	S
Hill Launch Assist	S	S	S	S	S
Lane Keeping Aid with Lane Departure Warning	S	S	S	S	S
Load Adaptive Control	S	S	S	S	S
MyKey™	S	S	S	S	S
Perimeter Alarm/ Immobiliser	S	S	S	S	S
Autonomous Emergency Braking (AEB) with Pedestrian Detection	S	S	S	S	S
Rear Window Defroster	S	S	S	–	S
Reverse Camera with Trailer Hitch Assist ¹⁴	S	S	S	–	S
Roll Over Mitigation	S	S	S	S	S
Side Wind Stabilisation	S	S	S	S	S
Traction Control	S	S	S	S	S
Traffic Sign Recognition with Intelligent Speed Assist	S	S	S	S	S
Trailer Sway Control	S	S	S	S	S
Seating					
Driver 10-Way Manual Seat (Fore/Aft, Recline, Up/Down, Cushion Tilt, Lumbar Adjust)	S	–	S	S	S
10-Way Power Driver's Seat	–	S	–	–	–
Driver Arm Rest	S	S	S	S	S
Dual Front Passenger Fixed Seats with 2-way manual adjustment	S	S - Van N/A - DCiV	S	S	S
Front Row seating capacity	3	2	3	3	3
Rear seating capacity	3 - DCiV	3 - DCiV	–	4 - Double Cab Chassis	9
Under Seat Stowage Compartment (Passenger side)	S	S	S	S	S
Heated Driver & Front Passenger Seats.	S	S	S	S	S
Cloth Seat Trim	S	-	S	S	S
Partial Leather Seat Trim	–	S	–	–	–

S = Standard O = Optional A = Available – = Not available

1. Not all SYNC® 3 features are compatible with all phones, for full compatibility list see www.ford.com.au/sync. 2. Apple/CarPlay/ Android Auto requires phone with compatible version of Apple iOS/ Android™ (as applicable), active data service, and connection cable (sold separately). Sync ® does not control Apple CarPlay / Android Auto™ while in use. Apple/ Google and other third parties are responsible for their respective functionality. Message and data rates may apply. Apple CarPlay, Apple Maps, Siri Eyes Free, iPod and iPhone are trademarks of Apple Inc. registered in the US and other countries. Android Auto and Google Maps are trademarks of Google Inc. Ford Applink ® is available on selected Sync ® models and is compatible with select smartphone platforms. Warning: Local laws prohibit some phone functions while driving. Check your local road rules before using these functions. 3. Satellite Navigation standard on Transit Custom Sport and optional on all other Transit models. 4. 6-speed automatic transmission available at additional cost on Transit Custom and standard on Transit Custom Sport, DCiV, Transit 350L LWB FWD Van, 10-speed automatic transmission available as standard on Transit 350L LWB RWD Van, 350E LWB RWD Van, 430E LWB RWD Van, 430E Single Cab Chassis RWD, 410L 12 Seat Bus RWD. 5. Sealed load floor liner and the full height hardboard not available on Double Cab in Van models. 6. 3.4 metre load length on Transit Custom 340L LWB Van model with load-through bulkhead. 7. Maximum load lengths: Transit 350L LWB FWD/RWD Van 3.5m, 350E and 470E Jumbo Vans 4.2m. 8. High Roof unavailable on Transit Custom DCiV & Sport models. Visit ford.com.au for full specification details. 9. Model Shown with SVO Paint. 10. Rear Liftgate Door, SVO Paint and Dual Side Load Doors are available on select models at additional cost. Rear Liftgate Doors not available with High Roof. Visit ford.com.au for full vehicle specification details. 11. On Transit Custom manual transmission models when fitted with a Genuine Ford Tow Pack and Tow Ball subject to state and territory regulations. Visit ford.com.au for full vehicle specification details. 12. On Transit 470E Jumbo Van and Transit Cab Chassis models when fitted with a Genuine Ford Tow Pack and Tow Ball subject to state and territory regulations. 13. Driver-assistance features are supplemental and do not replace the driver's judgement. Function may not operate in some driving and road conditions or adverse weather. 14. Integrated Roof Racks come with a maximum capacity of 130KG. 15. Transit Bus arriving November 2020. 16. Reverse Camera and Front & Rear Parking sensors not available on Transit Cab Chassis models. 17. The Tyre Pressure Monitoring System is not a substitute for manually checking your tyre pressure. TPMS available on Transit Custom Sport models only. For more precise measurements, use a tyre gauge to check your tyre pressure at least once a month. Failure to properly maintain tyre pressure can increase the risk of tyre failure, loss of control, vehicle rollover and personal injury. 18. Auto Stop/Start will not occur in all situations. 19. 6-Speed automatic option only available on 350L Van FWD. 20. Needs a paired and in range mobile phone. Can activate in the event of a crash which deploys an airbag or activates the fuel pump shut off. 21. Load Floor Liner not available on DCiV. 22. Regular Production options are available at additional cost. 23. Use of FordPass is subject to the FordPass Terms and Privacy Policy and the Connected Vehicle Terms and Privacy Policy available on ford.com.au/fordpass and requires a compatible mobile device, internet access and software (including software updates from time to time). You are responsible for internet access, mobile network data and voice call services required for your use of the FordPass App on your mobile device, including associated fees. The FordPass Connect Modem and FordPass App can only work when connected to the telecommunications network. Ford cannot guarantee that FordPass will be in fully operating condition at all times and the FordPass App may be unavailable or particular FordPass services interrupted. Ford is not responsible for any limitations or restrictions of the telecommunications network or of your mobile device. 24. Remote Vehicle Start and Stop on Automatic variants only. Use responsibly and only in well ventilated areas where you are aware of your vehicle's surroundings. Vehicle Locator only available when Vehicle Location setting is on.

	Transit Custom	Transit Custom Sport	Transit Van RWD/FWD	Transit Cab Chassis RWD	Transit Bus RWD
Storage & Carrying					
Dual Side Load Doors					
2nd Row Flip-Open Side	S - DCiV [*]	S - DCiV [*]	–	–	-
*denotes windows on LHS/RHS					
Full Width Steel Bulkhead with Load Through Hatch and Window	S - Van N/A - DCiV	S - Van N/A - DCiV	S	–	-
DCiV Moulded Bulkhead	N/A - Van S - DCiV	N/A - Van S - DCiV	–	–	-
Integrated Roof Racks (Low Roof Only)	S	S	–	–	-
Kerbside Sliding Load Door	S - Van N/A - DCiV	S - Van N/A - DCiV	S	–	S - Power Operated
Load Area Protection Kit (includes Sealed Load Floor and Full Height Hardboard Lining) ⁵	S - Van N/A - DCiV	S - Van N/A - DCiV	S	-	-
Load Area Tie Downs	8 - Van 6 - DCiV	8 - Van 6 - DCiV	8	–	-
Locking Glove Box	S	S	S	S	S
Rear Twin Barn Door with Window (Degrees Opening)	S - 180°	S - 180°	S - 270°	–	S - 180°
Audio Communications & Instruments					
FordPass Connect - Embedded Modem	S	S	S	S	S
Sync® 3 with Applink ¹	S	S	S	S	S
2 x USB Ports	S	S	S	S	S
8.0" Multi-functional Touchscreen Display	S	S	S	S	S
Apple Carplay™ & Android Auto™ Integration ²	S	S	S	S	S
DAB+/AM/FM Radio	S	S	S	S	S
Steering Wheel Mounted Audio Controls	S	S	S	S	S
Comfort & Convenience					
3 x 12V Sockets	S	S	S	S	S
Air Conditioning - Manual	S	S	S	S	S
Leather Wrapped Steering Wheel - Telescopic and Tilt Adjustment	S	S	S	S	S
Trip Computer with Digital Speed	S	S	S	S	S
Lights / Visibility					
Bi-Xenon HID Headlamps with Static Bending & LED DTRL	–	S	–	–	-
Daytime Running Lamps (Halogen)	S	–	S	S	S
'Follow-Me-Home' Headlight Function	S	S	S	S	S
Front Fog Lamps (Halogen)	S	S	S	S	S
Front Variable Intermittent Wipers	S	S	S	S	S
Headlights (Halogen)	S	–	S	S	S
High Mounted Stop Light	S	S	S	–	S
Manual Headlight Levelling	S	S	S	S	S
Power and Heated Exterior Mirrors (with Side Indicators)	S	S	S	S	S
Regular Production Options ²²					
Dual Side Load Doors (No Windows)	O - Van N/A - DCiV	O - Van N/A - DCiV	O - 350L	–	–
Dual Side Load Doors (Windows) - Low Roof Only	O - Van S - DCiV	O - Van S - DCiV	–	–	–
High Roof	O - Van N/A - DCiV	–	S - 350E, 430E, 470E O - 350L	–	–
High Roof with Overhead Stowage Shelves & LED Reading Lamps	–	-	–	–	O
Prestige Paint	O	O	O	O	O
Rear Liftgate Style Door (Low Roof Only)	O	O	–	–	-
Satellite Navigation with Traffic Message Channel ³	O	S	O	O	O
SVO Paint	O	–	O	O	O

FORD SERVICE BENEFITS

Our commitment to you | Convenience. Reliability. And no nasty surprises. That's what service should be. And that's exactly what Ford promises when you have your car serviced. Feel at ease knowing that your car is being serviced by factory trained technicians using specialised diagnostic equipment. After all, nobody knows your Ford better than we do. Speak to your participating Ford Dealer today about how we can help you make the most out of your vehicle experience.

\$399

PER STANDARD A OR B SCHEDULED SERVICE FOR UP TO 4 YEARS/120,000KMS

Feel at ease knowing that when you purchase a new 2021.75MY Transit onwards or 2021.75MY Transit Custom onwards, for eligible customers, the most you will pay is \$399 for items listed in an A or B standard service for the first 4 years or up to 120,000km, whichever comes first².

5 YEAR UNLIMITED KILOMETRE WARRANTY

As a Ford owner you will receive a Five Year / Unlimited Kilometre Ford Express New Vehicle Warranty with your purchase.¹ For details about this warranty please visit: www.ford.com.au/owners/warranties

Low Price Tyre Guarantee³

We'll match competitor's price on selected tyres we stock.



Service Loan Car³



Brakes Price Promise³



Service Calculator³



National Roadside Assistance & Auto Club Lifestyle Membership³



Low Price Tyre Guarantee³



Sat Nav Map Updates³



Vehicle Health Report



Genuine Ford Parts



Peace of Mind Service Inspection



Online Service Bookings

Now that's what Service should be.

Contact us

If you have any questions or concerns, please contact our Customer Relationship Centre on 13 FORD (13 3673) or email foacust1@ford.com

Running a fleet?

Our Ford Fleet team is here to assist you in any way we can. Please call 1300 13 13 30 or email askfleet@ford.com

Ford For Good

From supporting national causes to community volunteering, we take our social responsibility seriously. Find out more at ford.com.au/about/community

1. Warranty conditions apply. 5 year/unlimited km Ford Express New Vehicle Warranty applies to new, demonstrator and service loaner vehicles delivered from 1 May 2018. Our goods come with consumer guarantees that cannot be excluded under the Australian Consumer Law. Our warranty does not limit and may not exceed your rights under those guarantees. 2. Available at participating Ford Dealers on 2021.25MY Transit onwards and 2021.25MY Transit Custom onwards vehicles first purchased by a Private or Blue Fleet customer or as a dealer demonstrator/service loaner (CCLV) vehicle excluding vehicles purchased under Ford's Privilege Club or Ford's Dealership Employee Program. Offer valid for 4 years or 120,000km (whichever occurs first) commencing on the date of delivery to original owner except for demonstrator/service loaner (CCLV) vehicles, in which case it commences on the date it was first registered by a Ford Dealer. A or B Scheduled Service Items (and Additional Scheduled Maintenance Items) are set out in the Customer Assistance and Warranty Guide with the vehicle. See www.ford.com.au/owners/service/t-and-c for full terms and conditions. 3. Available at participating Dealers. See www.ford.com.au/owners/service/ for full terms and conditions. This brochure details specifications and features of the 2021.75MY Transit Range. Some driver assistance features and safety features described in this brochure are designed to function using sensors, whose performance may be affected under certain weather or environmental conditions. Not all features will be available on the entire 2021.75MY Transit Range. Please visit our website www.ford.com.au for more information.

This brochure is designed to provide you with a general introduction to the Ford Products (including available optional equipment) referred to, and should be read in conjunction with the latest specification sheet. Image and illustrations are for information purposes and are indicative only. Because of changes in conditions and circumstances Ford* reserves the right, subject to all applicable laws, at any time, at its discretion, and without notice, to discontinue or change the features, designs, materials, colours and other specifications and the prices of its products, and to either permanently or temporarily withdraw any such products from the market without incurring any liability to any prospective purchaser or purchasers. The latest specification sheet should be referred to for information on the availability, ordering and use of features and optional equipment. Always consult an authorised Ford Dealer for the latest information with respect to features, specifications, prices, optional equipment and availability before deciding to place an order.

*FORD MOTOR COMPANY OF AUSTRALIA PTY LIMITED. (A.B.N. 30 004 116 223) Registered Office: Level 1, 600 Victoria St, Richmond, Victoria 3121, Australia.
2021.75MY Transit Brochure. June 2021. FMPMG0326

Click to Request



Quote



Hot Deals



Test Drive

Discover more at ford.com.au

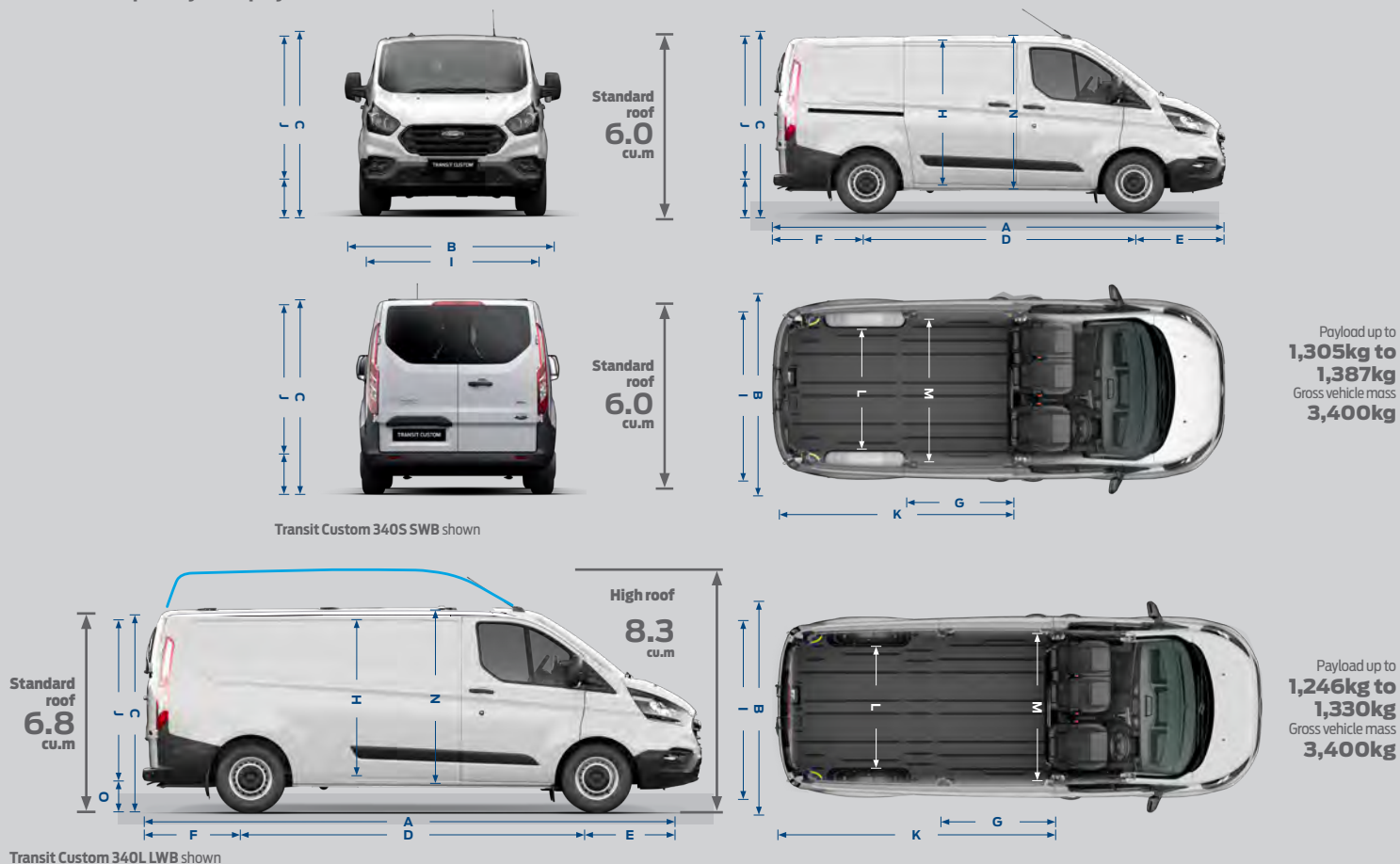


Go Further

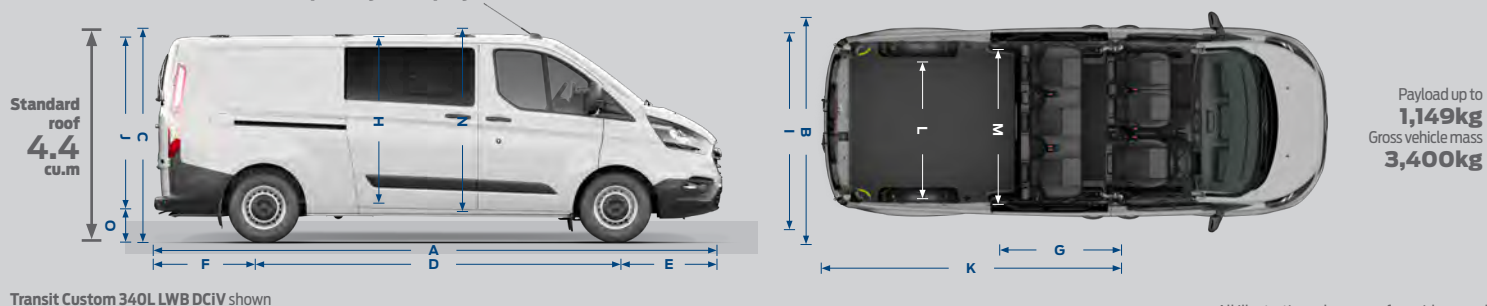
TRANSIT CUSTOM

2021.75MY Transit Custom

Van load capacity and payload



Double Cab-in-van load capacity and payload



All Illustrations shown are for guidance only.

Transit Custom Dimensions & Weights

Measurements Dimensions (mm)	Transit Custom 340S SWB	Transit Custom Sport 320S SWB	Transit Custom 340L LWB	Transit Custom Sport 320L LWB DCiV	Transit Custom 340L LWB DCiV
A. Overall Length	4,973	4,973	5,340	5,340	5,340
B. Overall Width With Mirrors	2,272	2,272	2,272	2,272	2,272
Overall Width With Folded Back Mirrors	2,080	2,080	2,080	2,080	2,080
C. Overall Height (Low Roof / High Roof)*	2,000 / 2,366	2,000 / -	1,979 / 2,343	1,979 / -	1,979 / -
D. Wheelbase	2,933	2,933	3,300	3,300	3,300
E. Front Of Vehicle To Front Wheel Centre	1,012	1,012	1,012	1,012	1,012
F. Rear Of Vehicle To Rear Wheel Centre	1,028	1,028	1,028	1,028	1,028
G. Side Door Entry Width	1,030	1,030	1,030	930	930

Euro pallet - 1,200mmx800mm

* Height dimensions show a range from min. to max. of a fully laden, lowest payload vehicle to unladen highest payload vehicle. These illustrations are for guidance only. All dimensions (shown in mm) are subject to manufacturing tolerances and do not include additional equipment. VDA - This is the method used by the Verband der Automobilindustrie (VDA) in Germany. A VAD figure is determined by filling the load space with 'litre' blocks, each measuring 200x100x50mm. The blocks are then counted, and the numerical result is converted into cubic meters. The actual weight will always be subject to manufacturing tolerances which may result in payload variations between this guide and actual weight. If intending to load the vehicle close to the maximum payload, we suggest a margin of 5% to Kerb Mass figure to reduce risk of overloading.

TRANSIT CUSTOM

2021.75MY Transit Custom

Transit Custom Dimensions & Weights

Measurements Dimensions (mm)	Transit Custom 340S SWB	Transit Custom Sport 320S SWB	Transit Custom 340L LWB	Transit Custom Sport 320L LWB DCiV	Transit Custom 340L LWB DCiV
H. Side Load Door Entry Height	1,324	1,324	1,324	1,324	1,324
I. Rear Door/Tailgate Entry Width	1,404	1,404	1,404	1,404	1,404
J. Rear Door/Tailgate Entry Height (Low Roof / High Roof)	1,347 / 1,706	1,347 / -	1,347 / 1,706	1,347 / -	1,347 / -
K. Max. Load Space Length (Up to Bulkhead)	2,554	2,554	2,921	1,944	1,944
Max. Load Space Length (Includes Load Through Hatch)	3,037	3,037	3,404	1,944	1,944
L. Max Load Space Width	1,775	1,775	1,775	1,775	1,775
M. Load Space Between Wheel Arches	1,392	1,392	1,392	1392,	1,392
N. Load Floor To Roof (Low Roof / High Roof)	1,406 / 1,778	1,406 / -	1,406 / 1,778	1,406 / -	1,406 / -
O. Rear Door Loading Height*	564	564	536	536	536
Max Load Volume (with Bulkhead) (cu.m) (Low Roof / High Roof)	6.0 / 7.2	6.0 / -	6.8 / 8.3	4.4 / -	4.4 / -
Measurements Weights & Loads (kg) (3 seats)					
Payload (Manual: Low Roof / High Roof Auto: Low Roof / High Roof)	1,387 / 1,353 1,339 / 1,305	- / - 1,046 / -	1,330 / 1,294 1,282 / 1,246	- / - 969 / -	- / - 1,149 / -
Gross Vehicle Mass	3,400	3,100	3,400	3,200	3,400
Maximum Kerb Weight (Manual: Low Roof / High Roof Auto: Low Roof / High Roof)	2,010 / 2,059 2,058 / 2,107	- / - 2,054 / -	2,066 / 2,117 2,114 / 2,165	- / - 2,231 / -	- / - 2,245 / -
Gross Combined Mass (Manual / Auto)	5,365 / 4,365	- / 4,100	5,365 / 4,365	- / 5,240	- / 4,365
Axle Plated Mass (Front / Rear)	1,625 / 2,015	1,600 / 1,640	1,750 / 2,015	1,725 / 1,725	1,750 / 2,015
Maximum Braked Trailer Plate (Manual / Auto)	2,500 / 2,000	- / 1,800	2,800 / 2,000	- / 1,800	- / 2,000

Europallet - 1,200mmx800mm
* Height dimensions show a range from min. to max. of a fully laden, lowest payload vehicle to unladen highest payload vehicle. These illustrations are for guidance only. All dimensions (shown in mm) are subject to manufacturing tolerances and do not include additional equipment. **VDA** - This is the method used by the Verband der Automobilindustrie (VDA) in Germany. A VAD figure is determined by filling the load space with 'litre' blocks, each measuring 200x100x50mm. The blocks are then counted, and the numerical result is converted into cubic meters. The actual weight will always be subject to manufacturing tolerances which may result in payload variations between this guide and actual weight. If intending to load the vehicle close to the maximum payload, we suggest a margin of 5% to Kerb Mass figure to reduce risk of overloading.

Specifications CDV Transit Custom 2021.75MY

	Transit Custom 340S SWB		Transit Custom 340L LWB		Transit Custom Sport 320S SWB	Transit Custom Sport 320L LWB DCiV	Transit Custom 340L LWB DCiV
	(Low Roof)	(High Roof)	(Low Roof)	(High Roof)	(Low Roof)	(Low Roof)	(Low Roof)
Engine							
2.0L EcoBlue Engine	S		S			S	S
Battery	Single		Single			Single	Single
Auto Stop/Start ¹	S		S			S	S
Power – Maximum (DIN)	125kW @ 3,500rpm		125kW @ 3,500rpm		136kW @ 3,500rpm		125kW @ 3,500rpm
Torque – Maximum (DIN), Valves	390Nm @ 1,500 - 2,000rpm, 16		390Nm @ 1,500 - 2,000rpm, 16		405Nm @ 1,500 - 2,000rpm, 16		390Nm @ 1,500 - 2,000rpm, 16
Transmission							
6-speed Manual	S		S		N/A	N/A	N/A
6-speed Automatic	O		O		S	S	S
Transmission ratios							
1st– Manual / Automatic	3.583 / 4.484		3.583 / 4.484		3.583 / 4.484		3.583 / 4.484
2nd – Manual / Automatic	1.864 / 2.872		1.864 / 2.872		1.864 / 2.872		1.864 / 2.872
3rd – Manual / Automatic	1.156 / 1.842		1.156 / 1.842		1.156 / 1.842		1.156 / 1.842
4th – Manual / Automatic	0.816 / 1.414		0.816 / 1.414		0.816 / 1.414		0.816 / 1.414
5th – Manual / Automatic	0.886 / 1.000		0.886 / 1.000		0.886 / 1.000		0.886 / 1.000
6th – Manual / Automatic	0.737 / 0.742		0.737 / 0.742		0.737 / 0.742		0.737 / 0.742
Final Drive – Manual / Automatic	3.940 / 3.650		4.430 / 3.650		3.940 / 3.651		4.430 / 3.651
Reverse – Manual / Automatic	1.423 / 2.882		1.423 / 2.882		1.423 / 2.882		1.423 / 2.882

S = Standard O = Factory Option that can be ordered before a vehicle is manufactured A = Accessory that can be added at any time P = Part of a Pack

1. Auto Stop/Start will not occur in all situations.

TRANSIT CUSTOM

2021.75MY Transit Custom

Specifications CDV Transit Custom 2021.75MY

	Transit Custom 340S SWB		Transit Custom 340L LWB		Transit Custom Sport 320S SWB	Transit Custom Sport 320L LWB	Transit Custom 340L LWB
	(Low Roof)	(High Roof)	(Low Roof)	(High Roof)	(Low Roof)	DCiV (Low Roof)	DCiV (Low Roof)
Fuel Economy & Emissions							
Fuel	Diesel		Diesel		Diesel		Diesel
Combined Fuel Economy (L/100km) – Manual/Automatic ²	6.6 / 7.2		6.5 / 7.2		7.2	7.3	7.3
Fuel Tank Capacity (Litres)	72		72		72		72
AdBlue® Tank Capacity (Litres)	21		21		21		21
Brakes							
Front Disc Brakes	288mm		308mm		308mm		308mm
Rear Disc Brakes	288mm		288mm		288mm		288mm
Suspension / Steering							
Front – Independent MacPherson Struts, Variable Rate Coil Springs, Stabiliser Bar & Gas Pressured Shock Absorbers	S		S		S		S
Rear – Single Leaf Springs, Gas Pressurised Shock Absorbers	S		S		S		S
Power Assisted Steering	S		S		S		S
Wheels & Tyres							
Wheel size / type – Standard	6.5" x 15" Steel wheels (Manual) 6.5" x 16" Steel wheels (Automatic)		6.5" x 16" Steel wheels		17" Black/Machined Alloy Wheels		6.5" x 16" Steel wheels
Wheel size / type – Option	6.5" x 16" Alloy wheels		6.5" x 16" Alloy wheels		N/A		6.5" x 16" Alloy wheels
Tyre Size	215/65 R15 (15" wheels) 215/65 R16 (16" wheels)		215/65 R17 (17" Wheels)		215/65 R17 (17" Wheels)	235/50R17 (17" Wheels)	215/65 R16 (16" wheels)
Turning Circle – Kerb to kerb (m)	11.6 (16" wheels)		12.8 (16" wheels)		11.8 (17" wheels)	13.0 (17" wheels)	12.8 (16" wheels)
Spare Wheel Type	Steel		Steel		Steel 17"		Steel
Rear Wheel Configuration	Single		Single		Single		Single
Front and Rear Mudflaps	S		S		S		S
Safety, Security & Driver Assistance							
6 Airbags – Driver, Front Passenger, Front Side Curtain & Front Side Seat	S		S		S		S
Adaptive Cruise Control ³	S		S		S		S
Automatic High Beam Control	S		S		S		S
Automatic Headlamps ³	S		S		S		S
Automatic Rain-Sensing Wipers ³	S		S		S		S
Autonomous Emergency Braking with Pedestrian Detection ³	S		S		S		S
Blind Spot Monitoring System ³	S		S		S		S
Cruise Control with Adjustable Speed Limiting Device (ASLD)	S		S		S		S
Driver Impairment Monitor ³	S		S		S		S
Dynamic Stability Control (DSC) incorporating Anti-Lock Break System ³	S		S		S		S
Emergency Brake Assist (EBA) ³	S		S		S		S
Electronic Brakeforce Distribution (EBD) ³	S		S		S		S
Emergency Brake Light	S		S		S		S
Front Parking Sensors ³	S		S		S		S
Heated Windshield	S		S		S		S
Hill Launch Assist ³	S		S		S		S
Instrument Cluster with 4.2" Colour Screen	S		S		S		S
Lane Keeping Aid ³	S		S		S		S
Load Adaptive Control ³	S		S		S		S
MyKey™	S		S		S		S

S = Standard O = Factory Option that can be ordered before a vehicle is manufactured A = Accessory that can be added at any time P = Part of a Pack

2. Fuel consumption and emissions as per ADR 81/02 (combined cycle) and to be used for vehicle comparison purposes only. It is unlikely that this fuel consumption and emissions figure will be achieved in real world driving conditions. Actual fuel consumption and emissions will depend on many factors including the driver's habits, prevailing conditions and the vehicle's equipment, condition and use. 3. Driver-assist features are supplemental and do not replace the driver's attention, judgment and need to control the vehicle. May not operate in some driving and road conditions (including at certain speeds) or adverse weather.

TRANSIT CUSTOM

2021.75MY Transit Custom

Specifications CDV Transit Custom 2021.75MY

	Transit Custom 340S SWB		Transit Custom 340L LWB		Transit Custom Sport 320S SWB	Transit Custom Sport 320L LWB	Transit Custom 340L LWB
	(Low Roof)	(High Roof)	(Low Roof)	(High Roof)	(Low Roof)	DCiV (Low Roof)	DCiV (Low Roof)
Safety, Security & Driver Assistance continued.							
Perimeter Alarm		S		S		S	S
Rear Cross Traffic Alert ³		S		S		S	S
Rear Parking Sensors		S		S		S	S
Rear Window Defroster		S		S		S	S
Reverse Camera ³		S		S		S	S
Remote Keyless Entry - 2 Fobs		S		S		S	S
Roll Over Mitigation ³		S		S		S	S
Side Wind Stabilisation ³		S		S		S	S
Traction Control System ³		S		S		S	S
Trailer Sway Control ³		S		S		S	S
Tyre Pressure Monitoring System (TPMS)		-		-		S	-
Interior Features							
Seating							
Cloth Seat Trim		S		S		-	S
Driver 10-Way Manual Seat (Fore/Aft, Recline, Up/Down, Cushion Tilt, Lumbar Adjust)		S		S		-	S
Driver 10-Way Power Driver's Seat		-		-		S	-
Driver Arm Rest		S		S		S	S
Dual Front Passenger Fixed Seats with 2-way manual adjustment		S		S	S	-	S
Heated Driver and Passenger Seats		S		S		S	S
Partial Leather Seat Trim		-		-		S	-
Three Rear seating capacity		-		-	-	S	S
Under Seat Stowage Compartment (Passenger side)		S		S	S	-	S
Comfort & Convenience							
2nd/3rd Row Courtesy Lamp		-		-	-	S	S
Air Conditioning - Manual Front Single Zone		S		S		S	S
Floorwell Lights		-		-		S	S
Fold Down Tray Table		S		S		S	S
Leather Wrapped Steering Wheel		S		S		S	S
Lighting - Dual Front Overhead		S		S		S	S
Power - 3 x 12V Sockets (Interior + Rear Cargo Area)		S		S		S	S
Power Front Windows (Auto Up/Down for Driver)		S		S		S	S
Sports interior trim (Gloss Black IP insert, Chrome Vent surrounds)		-		-		S	-
Tachometer		S		S		S	S
Telescopic and Tilt Adjustable Steering Column		S		S		S	S
Trip Computer with Digital Speedometer		S		S		S	S
Storage & Carrying							
Bottle Holders - Two 2-Litre		S		S		S	S
Cup Holders - 2		S		S		S	S
Door Storage Pockets		S		S		S	S
Double Cab in Van Moulded Bulkhead		-		-	-	S	S
Dual Side Load Doors with 2nd Row Flip-Open Side Windows on LHS/RHS	-	-	-	-	-	S	S
Floor - Rubber (Front)		S		S		S	S
Full Width Steel Bulkhead with Window and Load-Through Hatch		S		S	S	-	-
Integrated Roof Rack (130kg Capacity)	S	-	S	-		S	S

S = Standard O = Factory Option that can be ordered before a vehicle is manufactured A = Accessory that can be added at any time P = Part of a Pack

3. Driver-assist features are supplemental and do not replace the driver's attention, judgment and need to control the vehicle. May not operate in some driving and road conditions (including at certain speeds) or adverse weather.

TRANSIT CUSTOM

2021.75MY Transit Custom

Specifications CDV Transit Custom 2021.75MY

	Transit Custom 340S SWB		Transit Custom 340L LWB		Transit Custom Sport 320S SWB	Transit Custom Sport 320L LWB	Transit Custom 340L LWB
	(Low Roof)	(High Roof)	(Low Roof)	(High Roof)	(Low Roof)	DCiV (Low Roof)	DCiV (Low Roof)
Storage & Carrying continued.							
Kerbside Load Door	S		S		S	-	-
Load Area Compartment Light - Halogen	S		S			-	S
Load Area Compartment Light - LED	-		-			S	-
Load Area with 6x Compartment Tie Downs	-	-	-	-	-	S	S
Load Area with 8x Compartment Tie Downs	S		S		S	-	-
Load Floor Lining	S		S			S	-
Locking Glove Box - With Lid & A4 Hanging File Storage Capability	S		S			S	S
Rear Twin Barn Door with Window (180° Opening)	S		S			S	S
Audio, Communications & Instruments							
FordPass Connect - Embedded Modem ⁴	S		S			S	S
2x USB Ports	S		S			S	S
4 Speakers (2 Woofers, 2 Tweeters)	S		S			S	S
8.0" Multi-functional Touchscreen Display	S		S			S	S
Apple CarPlay™ ^ and Android Auto™ ^ integration	S		S			S	S
DAB+ /AM/FM Radio	S		S			S	S
Steering Wheel Mounted Audio Controls	S		S			S	S
SYNC® ⁵ with AppLink™	S		S			S	S
Lights / Visibility							
Bi-Xenon HID Headlamps with Static Bending & LED DTRL	-		-			S	-
Daytime Running Lamps (Halogen)	S		S			-	S
Front Fog Lamps (Halogen)	S		S			S	S
'Follow-Me-Home' Headlight Function	S		S			S	S
Front Variable Intermittent Wipers	S		S			S	S
Headlights (Halogen)	S		S			-	S
High Mounted Stop Light	S		S			S	S
Manual Headlight Levelling	S		S			S	S
Power and Heated Exterior Mirrors (with Side Indicators)	S		S			S	S
Sports Kit							
Body Coloured Bumper/Rear Bumper/Bodyside Moulding	-		-			S	-
Body Coloured Mirrors	-		-			S	-
Sports Body Kit (Front/Rear)	-		-			S	-
Unique Body Stripe/Sport Decals	-		-			S	-
Regular Production Options⁶							
Dual Side Load Doors (No Windows) ⁶	O	O	O	O	O	-	-
Dual Side Load Doors (With Windows) ⁶	O	-	O	-	O	-	-
Prestige Paint ¹¹		O		O	O	O	O
Rear Liftgate Style Door (in lieu of Twin Hinged) ⁶	O	-	O	-	O	O	O
Satellite Navigation with Traffic Message Channel & Integrated Voice Control ⁶		O		O		S	O
Special Vehicle Options (SVO) Paint ⁶		O		O	N/A	N/A	O
Window on Side Load Door (LHS only) ⁶		O		O		O	O

S = Standard O = Factory Option that can be ordered before a vehicle is manufactured A = Accessory that can be added at any time P = Part of a Pack

4. Use of FordPass is subject to the FordPass Terms and Privacy Policy and the Connected Vehicle Terms and Privacy Policy available on ford.com.au/fordpass and requires a compatible mobile device, internet access and software (including software updates from time to time). You are responsible for internet access, mobile network data and voice call services required for your use of the FordPass App on your mobile device, including associated fees. The FordPass Connect Modem and FordPass App can only work when connected to the telecommunications network. Ford cannot guarantee that FordPass will be in fully operating condition at all times and the FordPass App may be unavailable or particular FordPass services interrupted. Ford is not responsible for any limitations or restrictions of the telecommunications network or of your mobile device. 5. Not all SYNC® features are compatible with all phones. For compatibility, see www.ford.com.au/sync. 6. Regular Production Options are optional and available at additional cost.

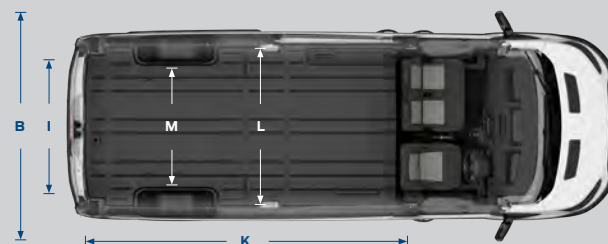
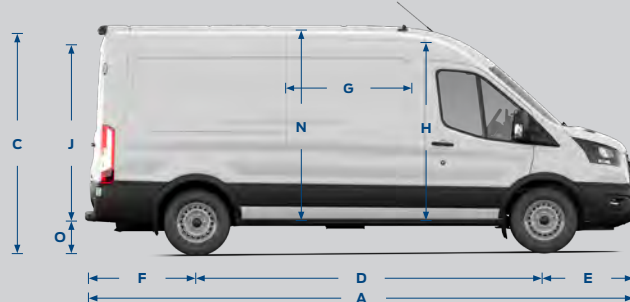
TRANSIT VAN

2021.75MY Transit Van


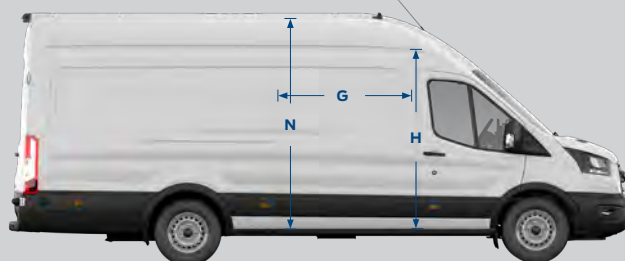
Van Load Capacity and Dimensions

Van Long Wheelbase
Medium Roof
11.0
cu.m

Transit 350L
LWB RWD Van shown.



Van Extra Long
Wheelbase
High Roof
15.1
cu.m



Transit 350E
LWB RWD Van shown.

All Illustrations shown are for guidance only.

Transit Van Dimensions & Weights

Measurements Dimensions (mm)	Transit 350L LWB RWD Van	Transit 350L LWB FWD Van	Transit 350E RWD Jumbo Van	Transit 430E RWD Jumbo Van	Transit 470E RWD Jumbo Van
A. Overall Length	5,981	5,981	6,704	6,704	6,704
B. Overall Width with Mirrors	2,474	2,474	2,474	2,474	2,474
Overall Width with Folded Back Mirrors	2,112	2,112	2,112	2,112	2,112
C. Overall Height (Mid Roof / High Roof)*	25,43 / 2,782	2,541 / 2,780	- / 2,790	- / 2,790	- / 2,790
D. Wheelbase	3,750	3,750	3,750	3,750	3,750
E. Front of Vehicle to Front Wheel Centre	1,023	1,023	1,023	1,023	1,023
F. Rear of Vehicle to Rear Wheel Centre	1,208	1,208	1,931	1,931	1,931
G. Side Door Entry Width	1,300	1,300	1,300	1,300	1,300
H. Side Load Door Entry Height	1,600	1,700	1,600	1,600	1,600
I. Rear Door/Tailgate Entry Width	1,565	1,565	1,565	1,565	1,565
J. Rear Door/Tailgate Entry Height (Mid Roof / High Roof)	1,648 / 1,887	1,748 / 1,987	- / 1,887	- / 1,887	- / 1,887
K. Maximum Load Space Length (At Floor with Bulkhead)	3,494	3,494	4,217	4,217	4,217
L. Maximum Load Space Width	1,784	1,784	1,784	1,784	1,784
M. Load Space Between Wheel Arches (SRW / DRW)	1,392 / -	1,392 / -	1,392 / -	- / 1,154	- / 1,154
N. Load Floor To Roof (Mid Roof / High Roof)	1,786 / 2,025	1,886 / 2,125	- / 2,025	- / 2,025	- / 2,025
O. Loading Height *	522-646	522-646	522-646	522-646	522-646
Maximum Load Volume (with Bulkhead) (cu.m) (Mid Roof / High Roof)	11.0 / 12.4	11.5 / 13.0	- / 15.1	- / 15.1	- / 15.1

Euro pallet - 1,200mmx800mm

* Height dimensions show a range from min. to max. of a fully laden, lowest payload vehicle to unladen highest payload vehicle. These illustrations are for guidance only. All dimensions (shown in mm) are subject to manufacturing tolerances and do not include additional equipment. **SRW** - Single Rear Wheel. **DRW** - Dual Rear Wheel. **VDA** - This is the method used by the Verband der Automobilindustrie (VDA) in Germany. A VAD figure is determined by filling the load space with 'litre' blocks, each measuring 200x100x50mm. The blocks are then counted, and the numerical result is converted into cubic meters. The actual weight will always be subject to manufacturing tolerances which may result in payload variations between this guide and actual weight. If intending to load the vehicle close to the maximum payload, we suggest a margin of 5% to Kerb Mass figure to reduce risk of overloading. ** All chassis cab variants kerb mass weights are less float/tray. Addition of float/tray will affect payload.

TRANSIT VAN

2021.75MY Transit Van

Transit Van Dimensions & Weights

Measurements Weights & Loads (kg) (3 seats)	Transit 350L LWB RWD Van	Transit 350L LWB FWD Van	Transit 350E RWD Jumbo Van	Transit 430E RWD Jumbo Van	Transit 470E RWD Jumbo Van
Payload (Manual: Mid Roof / High Roof Auto: Mid Roof / High Roof)	1,171 / 1,127 1,099 / 1,055	- / - 1,213 / 1,168	- / 983 - / 911	- / - - / 1,510	- / 1,755 - / -
Gross Vehicle Mass	3,550	3,550	3,550	4,300	4,490
Maximum Kerb Weight** (Manual: Mid Roof / High Roof Auto: Mid Roof / High Roof)	2,376 / 2,420 2,448 / 2,492	- / - 2,313 / 2,358	- / 2,564 - / 2,636	- / - - / 2,787	- / 2,732 - / -
Gross Combined Mass (Manual: Mid Roof / High Roof Auto: Mid Roof / High Roof)	5,650 / 5,650 6,100 / 6,100	- / - 4,250 / 4,250	- / 5,650 - / 6,100	- / 7,000 - / 6,100	- / 7,000 - / 6,100
Axle Plated Mass (Front / Rear)	1,750 / 2,250	1,850 / 2,250	1,750 / 2,250	1,850 / 3,300	1,850 / 3,100
Maximum Braked Trailer Plate	1,700	2,750	2,750	2,400	3,500

** All chassis cab variants kerb mass weights are less float/tray. Addition of float/tray will affect payload.

Specifications CDV Transit 2021.75MY

	Transit 350L LWB RWD Van	Transit 350L LWB FWD Van	Transit 350E RWD Jumbo Van	Transit 430E RWD Jumbo Van	Transit 470E RWD Jumbo Van
Engine					
2.0L EcoBlue Engine	S	S	S	S	S
Power – Maximum (DIN)	125kW @ 3,500rpm	125kW @ 3,500rpm	125kW @ 3,500rpm	125kW @ 3,500rpm	125kW @ 3,500rpm
Torque – Maximum (DIN), Valves	390Nm @ 1,600 - 2,300rpm, 16	390Nm @ 1,600 - 2,300rpm, 16	390Nm @ 1,600 - 2,300rpm, 16	390Nm @ 1,600 - 2,300rpm, 16	390Nm @ 1,600 - 2,300rpm, 16
Drive Configuration	RWD	FWD	RWD	RWD	RWD
Battery	Twin	Twin	Twin	Twin	Twin
Auto Stop/Start ¹	S	S	S	S	S
Transmission					
6-speed Manual	S	-	-	-	S
6-speed Automatic	-	S	-	-	-
10-speed Automatic	O	-	S	S	-
Transmission ratios					
1st (6-Speed Manual)	5.70	-	-	-	5.44
2nd (6-Speed Manual)	2.97	-	-	-	2.84
3rd (6-Speed Manual)	1.80	-	-	-	1.72
4th (6-Speed Manual)	1.28	-	-	-	1.22
5th (6-Speed Manual)	1.00	-	-	-	1.00
6th (6-Speed Manual)	0.78	-	-	-	0.79
Final Drive (6-Speed Manual)	3.15	-	-	-	4.10
Reverse (6-Speed Manual)	5.17	-	-	-	4.94
1st (6-Speed Automatic)	-	4.48	-	-	-
2nd (6-Speed Automatic)	-	2.87	-	-	-
3rd (6-Speed Automatic)	-	1.84	-	-	-
4th (6-Speed Automatic)	-	1.41	-	-	-
5th (6-Speed Automatic)	-	1.00	-	-	-
6th (6-Speed Automatic)	-	0.74	-	-	-
Final Drive (6-Speed Automatic)	-	3.65	-	-	-
Reverse (6-Speed Automatic)	-	2.88	-	-	-
1st (10-Speed Automatic)	4.70	-	4.70	4.70	-
2nd (10-Speed Automatic)	2.99	-	2.99	2.99	-
3rd (10-Speed Automatic)	2.15	-	2.15	2.15	-
4th (10-Speed Automatic)	1.77	-	1.77	1.77	-
5th (10-Speed Automatic)	1.52	-	1.52	1.52	-
6th (10-Speed Automatic)	1.28	-	1.28	1.28	-
7th (10-Speed Automatic)	1.00	-	1.00	1.00	-
8th (10-Speed Automatic)	0.85	-	0.85	0.85	-
9th (10-Speed Automatic)	0.69	-	0.69	0.69	-
10th (10-Speed Automatic)	0.64	-	0.64	0.64	-
Final Drive (10-Speed Automatic)	3.73	-	3.73	3.73	-
Reverse (10-Speed Automatic)	4.87	-	4.87	4.87	-

S = Standard O = Factory Option that can be ordered before a vehicle is manufactured

1. Auto Stop/Start will not occur in all situations. 2. Fuel consumption and emissions as per ADR 81/02 (combined cycle) and to be used for vehicle comparison purposes only. It is unlikely that this fuel consumption and emissions figure will be achieved in real world driving conditions. Actual fuel consumption and emissions will depend on many factors including the driver's habits, prevailing conditions and the vehicle's equipment, condition and use.

TRANSIT VAN

2021.75MY Transit Van

Specifications CDV Transit 2021.75MY

	Transit 350L LWB RWD Van	Transit 350L LWB FWD Van	Transit 350E RWD Jumbo Van	Transit 430E RWD Jumbo Van	Transit 470E RWD Jumbo Van
Fuel Economy & Emissions ²					
Fuel	Diesel	Diesel	Diesel	Diesel	Diesel
Fuel Tank Capacity (Litres)	95	72	95	95	95
AdBlue® Tank Capacity (Litres)	21	21	21	21	21
Brakes					
Front and Rear Disc Brakes	S	S	S	S	S
Suspension					
Front - Independent MacPherson Struts	S	S	S	S	S
Rear - Single Leaf Springs	S	S	S	S	S
Steering					
Power Assisted Steering	S	S	S	S	S
Tilt/Telescopic Steering	S	S	S	S	S
Turning Circle - Kerb to kerb (m)	13.3	13.3	13.3	13.3	13.3
Wheels & Tyres					
Wheel Size	6.5 x 16"	6.5 x 16"	6.5 x 16"	6 x 16"	6 x 16"
Wheel Type	Steel	Steel	Steel	Steel	Steel
Tyre Size	235/65 R16	235/65 R16	235/65 R16	195/75 R16	195/75 R16
Rear Wheel Configuration	Single	Single	Single	Dual	Dual
Spare Wheel	Conventional Steel	Conventional Steel	Conventional Steel	Conventional Steel	Conventional Steel
Safety, Security & Driver Assistance					
Adaptive Cruise Control ³	S	S	S	S	S
Airbags - Driver & Front Passenger	S	S	S	S	S
Airbags - Front Side Curtain	S	S	S	S	S
Airbags - Front Side Seat	S	S	S	S	S
Autonomous Emergency Braking (AEB) with Pedestrian Detection ³	S	S	S	S	S
BLIS with rear Cross Traffic Alert (CTA) ³	S	S	S	S	S
Bonnet Release - Key Operated	S	S	S	S	S
Brakes - Electronic Brakeforce Distribution (EBD) ³	S	S	S	S	S
Brakes - Emergency Brake Assist (EBA) ³	S	S	S	S	S
Dynamic Stability Control (DSC) incorporating Anti-Lock Brake System ³	S	S	S	S	S
Emergency Brake Light	S	S	S	S	S
Hill Launch Assist ³	S	S	S	S	S
Lane Keeping Aid with Lane Departure Warning ³	S	S	S	S	S
Load Adaptive Control ³	S	S	S	S	S
MyKey	S	S	S	S	S
Perimeter Anti-Theft Alarm	S	S	S	S	S
Rear Window Defroster	S	S	S	S	S
Remote Keyless Entry - 2 Fobs	S	S	S	S	S
Reverse Camera with Front & Rear Parking Sensors ³	S	S	S	S	S
Roll Over Mitigation ³	S	S	S	S	S
Side Wind Stabilisation ³	S	S	S	S	S
Tool Kit	S	S	S	S	S
Traction Control System ³	S	S	S	S	S
Trailer Sway Control ³	S	S	S	S	S
Traffic Sign Recognition ³	S	S	S	S	S
Twin Stage Locking	S	S	S	S	S
Vehicle Maintenance Monitor ³	S	S	S	S	S

S = Standard O = Factory Option that can be ordered before a vehicle is manufactured

3. Driver-assist features are supplemental and do not replace the driver's attention, judgment and need to control the vehicle. May not operate in some driving and road conditions (including at certain speeds) or adverse weather.

TRANSIT VAN

2021.75MY Transit Van

Specifications CDV Transit 2021.75MY

	Transit 350L LWB RWD Van	Transit 350L LWB FWD Van	Transit 350E RWD Jumbo Van	Transit 430E RWD Jumbo Van	Transit 470E RWD Jumbo Van
Interior Features					
Comfort & Convenience					
4.2" Colour Cluster Screen	S	S	S	S	S
Air Conditioning - Manual Front Single Zone	S	S	S	S	S
Air Pollen Filter	S	S	S	S	S
Drivers Armrest	S	S	S	S	S
Glass - Tinted	S	S	S	S	S
Header Courtesy Light	S	S	S	S	S
KPH Speedometer	S	S	S	S	S
Leather Wrapped Steering Wheel with Cruise Control and SYNC® Control Buttons. Reach and Height Adjustable.	S	S	S	S	S
Power - 12V Power Socket in Rear Compartment	S	S	S	S	S
Sealed Floor - Partial Rubber, Easy Cleaning	S	S	S	S	S
Trip Computer	S	S	S	S	S
Windows - Power Front (Driver Side One Touch Up/Down)	S	S	S	S	S
Seating					
Dual Front Passenger Fixed Seats with 2-way Manual Adjustment and Under Seat Stowage Compartment	S	S	S	S	S
Heated Driver and Passenger Seats	S	S	S	S	S
Single Driver 10-way Manual Adjustment, Arm Rest and Lumbar with Cushion Tilt	S	S	S	S	S
Single Front Passenger Seat (in lieu of Dual Front)	O	O	O	O	O
Trim - Cloth	S	S	S	S	S
Storage					
Bottle Holders - Two 2 Litre	S	S	S	S	S
Bulkhead - Full Width Steel with Window	S	S	S	S	S
Cup Holders - 2	S	S	S	S	S
Door - Storage Pockets (Fit A4 Clipboard and 2 Litre Bottle)	S	S	S	S	S
Glove Box with Lockable Lid	S	S	S	S	S
Load Area Protection Kit	S	S	S	S	S
Load Compartment Lamp	S	S	S	S	S
Load - Compartment Tie Downs (10)	S	S	S	S	S
Audio, Communications & Instruments					
2x USB Ports	S	S	S	S	S
4 Speakers (2 Woofers, 2 Tweeters)	S	S	S	S	S
Audio - DAB+/AM/FM Radio	S	S	S	S	S
Audio - Steering Wheel Mounted Controls	S	S	S	S	S
Floating 8.0' Capacitive Touch Screen	S	S	S	S	S
FordPass Connect - Embedded Modem ⁴ .	S	S	S	S	S
Satellite Navigation with TMC & Enhanced Voice Control	O	O	O	O	O
SYNC® ³ . Connectivity System with Applink™	S	S	S	S	S

S = Standard O = Factory Option that can be ordered before a vehicle is manufactured

3. Driver-assist features are supplemental and do not replace the driver's attention, judgment and need to control the vehicle. May not operate in some driving and road conditions (including at certain speeds) or adverse weather.
4. Use of FordPass is subject to the FordPass Terms and Privacy Policy and the Connected Vehicle Terms and Privacy Policy available on ford.com.au/fordpass and requires a compatible mobile device, internet access and software (including software updates from time to time). You are responsible for internet access, mobile network data and voice call services required for your use of the FordPass App on your mobile device, including associated fees. The FordPass Connect Modem and FordPass App can only work when connected to the telecommunications network. Ford cannot guarantee that FordPass will be in fully operating condition at all times and the FordPass App may be unavailable or particular FordPass services interrupted. Ford is not responsible for any limitations or restrictions of the telecommunications network or of your mobile device. 5. Not all SYNC® features are compatible with all phones. For compatibility, see www.ford.com.au/sync.

TRANSIT VAN

2021.75MY Transit Van

Specifications CDV Transit 2021.75MY

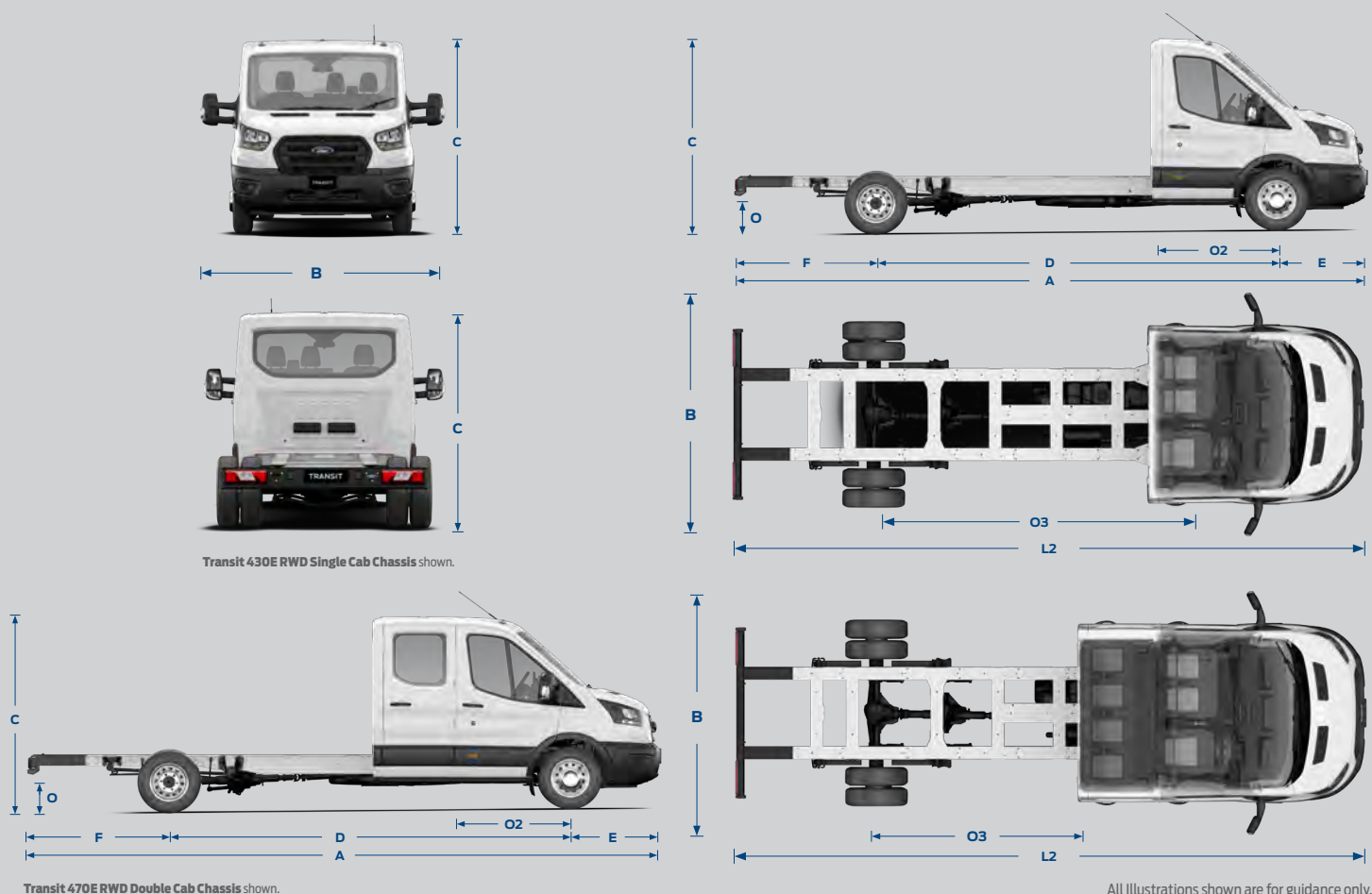
	Transit 350L LWB RWD Van	Transit 350L LWB FWD Van	Transit 350E RWD Jumbo Van	Transit 430E RWD Jumbo Van	Transit 470E RWD Jumbo Van
Exterior Features					
Styling					
Black Grille/Rear Bumper/Bodyside Moulding/ Handles/Mirror	S	S	S	S	S
Mudflaps - Front	S	S	S	S	S
Mudflaps - Rear	S	S	S	S	S
Partial Body Colour Front Bumper	S	S	S	S	S
Shielded Deadlocks	S	S	S	S	S
Trapezoidal 3-Bar Black Grille	S	S	S	S	S
Lights					
Auto Headlamps	S	S	S	S	S
Auto High Beam	S	S	S	S	S
Front Fog Lamps	S	S	S	S	S
Headlights - Follow-Me-Home	S	S	S	S	S
Headlights - Halogen with Daytime Running Lights	S	S	S	S	S
Headlights - Levelling Manual	S	S	S	S	S
High Mounted Stop Light	S	S	S	S	S
Lights - Side Marker Lights	-	-	S	S	S
Quad beam Headlamps	S	S	S	S	S
Rear Door Edge Reflector Strip	S	S	S	S	S
Roof Marker Lamps	-	-	-	S	S
Visibility					
Heated Windshield	S	S	S	S	S
Mirrors - Heated, Electrically Operated with Side Indicators	S	S	S	S	S
Mirrors - Power Foldable, Heated, Electrically Operated with Side Indicators	S	S	S	S	S
Stowage & Carrying					
Doors - Rear Glazed Twin Hinged with 270° Opening	S	S	S	S	S
Doors - Side Load Sliding (Kerbside - Left Hand Side)	S	S	S	S	S
Optional Features					
Regular Production Options					
High Roof	O	O	-	-	-
Prestige Paint ⁶	O	O	O	O	O
Special Vehicle Options (SVO) Paint ⁶	O	O	O	O	O
Satellite Navigation with TMC & Enhanced Voice Control	O	O	O	O	O
Doors - Dual Side Load Doors (Left & Right Side) ⁵	O	O	O	O	O

S = Standard O = Factory Option that can be ordered before a vehicle is manufactured

5. Not all SYNC® features are compatible with all phones. For compatibility, see www.ford.com.au/sync. 6. Regular Production Options are optional and available at additional cost.

TRANSIT CAB CHASSIS

2021.75MY Transit Cab Chassis



Transit Cab Chassis Dimensions & Weights

Measurements Dimensions (mm)	Transit 430E RWD Single Cab Chassis	Transit 470E RWD Single Cab Chassis	Transit 470E RWD Double Cab Chassis
A. Overall Length	6,579	6,579	6,404
B. Overall Width with Mirrors	2,746	2,746	2,746
Overall Width with Folded Back Mirrors	2,112	2,112	2,112
C. Overall Height *	2,214	2,214	2,200
D. Wheelbase	3,954	3,954	3,954
E. Front of Vehicle to Front Wheel Centre	1,023	1,023	1,023
F. Rear of Vehicle to Rear Wheel Centre	1,602	1,602	1,427
G. Side Door Entry Width	-	-	-
H. Side Load Door Entry Height	-	-	-
I. Rear Door/Tailgate Entry Width	-	-	-
J. Rear Door/Tailgate Entry Height	-	-	-
K. Maximum Load Space Length (At Floor with Bulkhead)	-	-	-
L. Maximum Load Space Width	-	-	-
L2. Chassis Frame Length	4,149	4,149	3,159
M. Load Space Between Wheel Arches (SRW / DRW)	-	-	-
N. Load Floor To Roof	-	-	-
O. Loading Height *	743-747	743-747	734-735
Maximum Load Volume (with Bulkhead) (cu.m)	-	-	-
O2. Rear of Cab to Front Wheel Centre	1,407	1,407	2,222
O3. Rear of Cab to Rear Wheel Centre	2,547	2,547	1,732

Euro pallet - 1,200mmx800mm

* Height dimensions show a range from min. to max. of a fully laden, lowest payload vehicle to unladen highest payload vehicle. These illustrations are for guidance only. All dimensions (shown in mm) are subject to manufacturing tolerances and do not include additional equipment. **SRW** - Single Rear Wheel. **DRW** - Dual Rear Wheel. **VDA** - This is the method used by the Verband der Automobilindustrie (VDA) in Germany. A VAD figure is determined by filling the load space with 'litre' blocks, each measuring 200x100x50mm. The blocks are then counted, and the numerical result is converted into cubic meters. The actual weight will always be subject to manufacturing tolerances which may result in payload variations between this guide and actual weight. If intending to load the vehicle close to the maximum payload, we suggest a margin of 5% to Kerb Mass figure to reduce risk of overloading. ** All chassis cab variants kerb mass weights are less float/tray. Addition of float/tray will affect payload.

TRANSIT CAB CHASSIS

2021.75MY Transit Cab Chassis

Transit Cab Chassis Dimensions & Weights

	Transit 430E RWD Single Cab Chassis	Transit 470E RWD Single Cab Chassis	Transit 470E RWD Double Cab Chassis
Measurements Weights & Loads (kg) (3 seats)			
Payload	2,186	2,431	2,269
Gross Vehicle Mass	4,300	4,490	4490
Maximum Kerb Weight **	2,111	2,056	2,218
Gross Combined Mass	6,100	7,000	7,000
Front / Rear Axle Plated Mass	1,850 / 3,000	1,850 / 3,100	1,850 / 3,100
Maximum Braked Trailer Plate	2,400	3,500	3,500

** All chassis cab variants kerb mass weights are less float/tray. Addition of float/tray will affect payload.

Specifications CDV Transit 2021.75MY

	Transit 430E RWD Single Cab Chassis	Transit 470E RWD Single Cab Chassis	Transit 470E RWD Double Cab Chassis
Engine			
2.0L EcoBlue Engine	S	S	S
Power – Maximum (DIN)	125kW @ 3,500rpm	125kW @ 3,500rpm	125kW @ 3,500rpm
Torque – Maximum (DIN), Valves	390Nm @ 1,600 - 2,300rpm, 16	390Nm @ 1,600 - 2,300rpm, 16	390Nm @ 1,600 - 2,300rpm, 16
Drive Configuration	RWD	RWD	RWD
Battery	Twin	Twin	Twin
Auto Stop/Start ¹	S	S	S
Transmission			
6-speed Manual	-	S	S
6-speed Automatic	-	-	-
10-speed Automatic	S	-	-
Transmission ratios			
1st (6-Speed Manual)	-	5.44	5.44
2nd (6-Speed Manual)	-	2.84	2.84
3rd (6-Speed Manual)	-	1.72	1.72
4th (6-Speed Manual)	-	1.22	1.22
5th (6-Speed Manual)	-	1	1
6th (6-Speed Manual)	-	0.79	0.79
Final Drive (6-Speed Manual)	-	4.1	4.1
Reverse (6-Speed Manual)	-	4.94	4.94
1st (6-Speed Automatic)	-	-	-
2nd (6-Speed Automatic)	-	-	-
3rd (6-Speed Automatic)	-	-	-
4th (6-Speed Automatic)	-	-	-
5th (6-Speed Automatic)	-	-	-
6th (6-Speed Automatic)	-	-	-
Final Drive (6-Speed Automatic)	-	-	-
Reverse (6-Speed Automatic)	-	-	-
1st (10-Speed Automatic)	4.70	-	-
2nd (10-Speed Automatic)	2.99	-	-
Fuel Economy & Emissions ²			
Fuel	Diesel	Diesel	Diesel
Fuel Tank Capacity (Litres)	95	95	95
AdBlue® Tank Capacity (Litres)	21	21	21

S = Standard O = Factory Option that can be ordered before a vehicle is manufactured

1. Auto Stop/Start will not occur in all situations. 2. Fuel consumption and emissions as per ADR 81/02 (combined cycle) and to be used for vehicle comparison purposes only. It is unlikely that this fuel consumption and emissions figure will be achieved in real world driving conditions. Actual fuel consumption and emissions will depend on many factors including the driver's habits, prevailing conditions and the vehicle's equipment, condition and use.

TRANSIT CAB CHASSIS

2021.75MY Transit Cab Chassis

Specifications CDV Transit 2021.75MY

	Transit 430E RWD Single Cab Chassis	Transit 470E RWD Single Cab Chassis	Transit 470E RWD Double Cab Chassis
Brakes			
Front and Rear Disc Brakes	S	S	S
Suspension			
Front - Independent MacPherson Struts	S	S	S
Rear - Single Leaf Springs	S	S	S
Steering			
Power Assisted Steering	S	S	S
Tilt/Telescopic Steering	S	S	S
Turning Circle - Kerb to kerb (m)	13.3	13.3	13.3
Wheels & Tyres			
Wheel Size	6 x 16"	6 x 16"	6 x 16"
Wheel Type	Steel	Steel	Steel
Tyre Size	195/75 R16	195/75 R16	195/75 R16
Rear Wheel Configuration	Dual	Dual	Dual
Spare Wheel	Conventional Steel	Conventional Steel	Conventional Steel
Safety, Security & Driver Assistance			
Adaptive Cruise Control ³	S	S	S
Airbags - Driver & Front Passenger	S	S	S
Airbags - Front Side Curtain	S	S	S
Airbags - Front Side Seat	S	S	S
Autonomous Emergency Braking with Pedestrian Detection ³	S	S	S
BLIS with rear Cross Traffic Alert (CTA) ³	-	-	-
Bonnet Release - Key Operated	S	S	S
Brakes - Electronic Brakeforce Distribution (EBD) ³	S	S	S
Brakes - Emergency Brake Assist (EBA) ³	S	S	S
Dynamic Stability Control (DSC) incorporating Anti-Lock Brake System ³	S	S	S
Emergency Brake Light	S	S	S
First Aid Kit	-	-	-
Hill Launch Assist ³	S	S	S
Immobiliser - Passive Anti-theft System	S	S	S
Lane Keep Assist with Lane Departure Warning ³	S	S	S
Load Adaptive Control ³	S	S	S
MyKey	S	S	S
Perimeter Anti-Theft Alarm	S	S	S
Rear Window Defroster	-	-	-
Remote Keyless Entry - 2 Fobs	S	S	S
Reverse Camera with Front & Rear Parking Sensors ³	-	-	-
Roll Over Mitigation ³	S	S	S
Side Wind Stabilisation ³	S	S	S
Tool Kit	S	S	S
Traction Control System ³	S	S	S
Trailer Sway Control ³	S	S	S
Traffic Sign Recognition ³	S	S	S
Twin Stage Locking	S	S	S
Vehicle Maintenance Monitor ³	S	S	S

S = Standard O = Factory Option that can be ordered before a vehicle is manufactured

2. Fuel consumption and emissions as per ADR 81/02 (combined cycle) and to be used for vehicle comparison purposes only. It is unlikely that this fuel consumption and emissions figure will be achieved in real world driving conditions. Actual fuel consumption and emissions will depend on many factors including the driver's habits, prevailing conditions and the vehicle's equipment, condition and use. 3. Driver-assist features are supplemental and do not replace the driver's attention, judgment and need to control the vehicle. May not operate in some driving and road conditions (including at certain speeds) or adverse weather.

TRANSIT CAB CHASSIS

2021.75MY Transit Cab Chassis

Specifications CDV Transit 2021.75MY

	Transit 430E RWD Single Cab Chassis	Transit 470E RWD Single Cab Chassis	Transit 470E RWD Double Cab Chassis
Interior Features			
Comfort & Convenience			
4.2" Colour Cluster Screen	S	S	S
Air Conditioning - Manual Front Single Zone	S	S	S
Air Pollen Filter	S	S	S
Drivers Armrest	S	S	S
Glass - Tinted	S	S	S
Header Courtesy Light	S	S	S
KPH Speedometer	S	S	S
Leather Wrapped Steering Wheel with Cruise Control and SYNC® Control Buttons. Reach and Height Adjustable.	S	S	S
Power - 12V Power Socket in Rear Compartment	-	-	-
Sealed Floor - Partial Rubber, Easy Cleaning	-	-	-
Trip Computer	S	S	S
Windows - Power Front (Driver Side One Touch Up/Down)	S	S	S
Seating			
Dual Front Passenger Fixed Seats with 2-way Manual Adjustment and Under Seat Stowage Compartment	S	S	S
Heated Driver and Passenger Seats	S	S	S
Single Driver 10-way Manual Adjustment, Arm Rest and Lumbar with Cushion Tilt	S	S	S
Single Front Passenger Seat (in lieu of Dual Front)	O	O	O
Trim - Cloth	S	S	S
Storage			
Bottle Holders - Two 2 Litre	S	S	S
Bulkhead - Full Width Steel with Window	-	-	-
Cup Holders - 2	S	S	S
Door - Storage Pockets (Fit A4 Clipboard and 2 Litre Bottle)	S	S	S
Glove Box with Lockable Lid	S	S	S
Load Area Protection Kit	-	-	-
Load Compartment Lamp	-	-	-
Load - Compartment Tie Downs	-	-	-
Audio, Communications & Instruments			
2x USB Ports	S	S	S
4 Speakers (2 Woofers, 2 Tweeters)	S	S	S
6 Speakers	-	-	-
Audio - DAB+/AM/FM Radio	S	S	S
Audio - Steering Wheel Mounted Controls	S	S	S
Floating 8.0" Capacitive Touch Screen	S	S	S
FordPass Connect - Embedded Modem ⁴	S	S	S
Satellite Navigation with TMC & Enhanced Voice Control	O	O	O
SYNC® ⁵ Connectivity System with Applink™	S	S	S

S = Standard O = Factory Option that can be ordered before a vehicle is manufactured

4. Use of FordPass is subject to the FordPass Terms and Privacy Policy and the Connected Vehicle Terms and Privacy Policy available on ford.com.au/fordpass and requires a compatible mobile device, internet access and software (including software updates from time to time). You are responsible for internet access, mobile network data and voice call services required for your use of the FordPass App on your mobile device, including associated fees. The FordPass Connect Modem and FordPass App can only work when connected to the telecommunications network. Ford cannot guarantee that FordPass will be in fully operating condition at all times and the FordPass App may be unavailable or particular FordPass services interrupted. Ford is not responsible for any limitations or restrictions of the telecommunications network or of your mobile device. 5. Not all SYNC® features are compatible with all phones. For compatibility, see www.ford.com.au/sync.

TRANSIT CAB CHASSIS

2021.75MY Transit Cab Chassis

Specifications CDV Transit 2021.75MY

	Transit 430E RWD Single Cab Chassis	Transit 470E RWD Single Cab Chassis	Transit 470E RWD Double Cab Chassis
Exterior Features			
Styling			
Black Grille/Rear Bumper/Bodyside Moulding/Handles/Mirror	S	S	S
Mudflaps - Front	S	S	S
Mudflaps - Rear	-	-	-
Partial Body Colour Front Bumper	S	S	S
Shielded Deadlocks	S	S	S
Trapezoidal 3-Bar Black Grille	S	S	S
Lights			
Front Fog Lamps	-	-	-
Headlights - Follow-Me-Home	S	S	S
Headlights - Levelling Manual	S	S	S
Headlights - Halogen With Daytime Running Lights	S	S	S
Auto Headlamps	S	S	S
Auto Highbeam	S	S	S
Quad Beam Headlamps	S	S	S
Roof Marker Lamps	S	S	S
High Mounted Stop Light	-	-	-
Lights - Side Marker Lights	S	S	S
Rear Door Edge Reflector Strip	-	-	-
Visibility			
Mirrors - Power Foldable, Heated, Electrically Operated with Side Indicators	-	-	-
Mirrors - Heated, Electrically Operated with Side Indicators	S	S	S
Heated Windshield	S	S	S
Wipers - Automatic Windshield Wipers	S	S	S
Fixed 3rd & 4th Row Right & Left Hand Side Window	-	-	-
Privacy Glass	-	-	-
Stowage & Carrying			
Doors - Side Load Sliding (Kerbside - Left Hand Side)	-	-	-
Doors - Rear Glazed Twin Hinged with 270° Opening	-	-	-
Doors - Rear Glazed Twin Hinged with 180° Opening	-	-	-
Power Side Step			
Optional Features			
Regular Production Options			
Prestige Paint ⁶	O	O	O
Special Vehicle Options (SVO) Paint ⁶	O	O	O
Automatic Transmission	S	-	-
Doors - Dual Side Load Doors (Left and Right Side) ⁶	-	-	-
High Roof ⁶	-	-	-
Rear Cargo Door Lift Gate	-	-	-

S = Standard O = Factory Option that can be ordered before a vehicle is manufactured

6. Regular Production Options are optional and available at additional cost.

TRANSIT BUS

2021.75MY Transit Bus



Transit Bus 410L RWD shown.

These illustrations are for guidance only. Bus side profile images shows door for guidance only. Bus not available with right-hand side door.

Transit Bus Dimensions & Weights

Measurements Dimensions (mm)	Transit Bus 410L RWD 12-SEAT
A. Overall Length	5,981
B. Overall Width With Mirrors / Folded Back Mirrors	2,474 / 2,112
C. Overall Height (Mid Roof / High Roof) *	2,528 / 2,764
D. Wheelbase	3,750
E. Front Of Vehicle To Front Wheel Centre	1,023
F. Rear Of Vehicle To Rear Wheel Centre	1,208
G. Side Door Entry Width	1,200
H. Side Load Door Entry Height	1,564
I. Rear Door Entry Width	1,520
J. Rear Door Entry Height (Mid Roof / High Roof)	1,597 / 1,836
K. Space between wheel arches	1364
L. Luggage Space Length At Floor To Top Of Seat	887-1,156
M. Luggage Space Width At Floor	1,749
Measurements Weights & Loads (kg) (3 seats)	
Payload (Mid Roof / High Roof)	1,253 / 1,208
Gross Vehicle Mass	4,100
Maximum Kerb Weight (Mid Roof / High Roof)	2,844 / 2,889
Gross Combined Mass	6,100
Front / Rear Axle Plated Mass	1,850 / 2,500
Maximum Braked Trailer Plate	2,500

SRW - Single Rear Wheel. DRW - Dual Rear Wheel.
* Height dimensions show a range from min. to max. of a fully laden, lowest payload vehicle to unladen highest payload vehicle. These illustrations are for guidance only. All dimensions (shown in mm) are subject to manufacturing tolerances and do not include additional equipment. The actual weight will always be subject to manufacturing tolerances which may result in payload variations between this guide and actual weight. If intending to load the vehicle close to the maximum payload, we suggest a margin of 5% to Kerb Mass figure to reduce risk of overloading.

TRANSIT BUS

2021.75MY Transit Bus

	Transit Bus 410L RWD 12-SEAT
Engine	
2.0L EcoBlue Engine	S
Power - Maximum (DIN)	125kW @ 3,500rpm
Torque - Maximum (DIN), Valves	390Nm @ 1,600 - 2,300rpm, 16
Drive Configuration	RWD
Battery	Twin
Auto Stop/Start ¹	S
Transmission	
10-Speed Automatic	S
Transmission Ratios	
1st (10-Speed Automatic)	4.70
2nd (10-Speed Automatic)	2.99
3rd (10-Speed Automatic)	2.15
4th (10-Speed Automatic)	1.77
5th (10-Speed Automatic)	1.52
6th (10-Speed Automatic)	1.28
7th (10-Speed Automatic)	1.00
8th (10-Speed Automatic)	0.85
9th (10-Speed Automatic)	0.69
10th (10-Speed Automatic)	0.64
Final Drive (10-Speed Automatic)	3.73
Reverse (10-Speed Automatic)	4.87
Fuel Economy & Emissions²	
Fuel	Diesel
Fuel Tank Capacity (Litres)	95
AdBlue Tank (Litres)	21
Brakes	
Front and Rear Disc Brakes	S
Suspension	
Front - Independent MacPherson Struts	S
Steering	
Power Assisted Steering	S
Tilt/Telescopic Steering	S
Turning Circle - Kerb to kerb (m)	13.3
Wheels and Tyres	
Wheel Size	6 x 16"
Wheel Type	Steel
Tyre Size	235/65 R16
Rear Wheel Configuration	Single
Spare Wheel	Conventional Steel
Safety, Security and Driver Assistance	
Airbags - Driver & Front Passenger	S
Airbags - Front Side Curtain	S
Airbags - Front Side Seat	S

	Transit Bus 410L RWD 12-SEAT
Brakes - Electronic Brakeforce Distribution (EBD) ³	S
Brakes - Emergency Brake Assist (EBA) ³	S
Dynamic Stability Control (DSC) incorporating ABS ³	S
Hill Launch Assist ³	S
Roll Over Mitigation ³	S
Emergency Brake Light	S
Load Adaptive Control ³	S
Side Wind Stabilisation ³	S
Trailer Sway Control ³	S
Traction Control System ³	S
Rear Window Defroster	S
Perimeter Anti-Theft	S
Bonnet Release - Key Operated	S
Remote Keyless Entry - 2 Fobs	S
Perimeter Anti-Theft Alarm	S
Twin Stage Locking	S
Tool Kit	S
Vehicle Maintenance Monitor	S
Reverse Camera with Front & Rear Parking Sensors	S
Autonomous Emergency Braking with Pedestrian Detection ³	S
Adaptive Cruise Control ³	S
BLIS with rear Cross Traffic Alert (CTA)	S
Traffic Sign Recognition	S
Lane Keeping Aid with Lane Departure Warning and Driver Alert	S
MyKey	S
First Aid Kit	S
Interior Features	
Comfort and Convenience	
Air Conditioning - Manual Front Single Zone	S
Air Pollen Filter	S
Leather Wrapped Steering Wheel with Cruise Control and SYNC® Control Buttons. Reach and Height Adjustable.	S
Drivers Armrest	S
Header Courtesy Light	S
Power - 12V Power Socket in Rear Compartment	S
Sealed Floor - Partial Rubber, Easy Cleaning	S
4.2' Colour Cluster Screen	S
KPH Speedometer	S
Trip Computer	S
Windows - Power Front (Driver Side One Touch Up/Down)	S
Glass - Tinted	S

S = Standard O = Factory Option that can be ordered before a vehicle is manufactured

1. Auto Stop/Start will not occur in all situations. 2. Fuel consumption and emissions as per ADR 81/02 (combined cycle) and to be used for vehicle comparison purposes only. It is unlikely that this fuel consumption and emissions figure will be achieved in real world driving conditions. Actual fuel consumption and emissions will depend on many factors including the driver's habits, prevailing conditions and the vehicle's equipment, condition and use. 3. Driver-assist features are supplemental and do not replace the driver's attention, judgment and need to control the vehicle. May not operate in some driving and road conditions (including at certain speeds) or adverse weather.

TRANSIT BUS

2021.75MY Transit Bus

	Transit Bus 410L RWD 12-SEAT
Seating	
Single Driver 10-way Manual Adjustment, Arm Rest and Lumbar with Cushion Tilt	S
Dual Front Passenger Fixed Seats with 2-way Manual Adjustment and Under Seat Stowage Compartment	S
Single Front Passenger Seat (in lieu of Dual Front) ⁴ .	O
Heated Driver and Front Passenger Seats	S
Trim - Cloth	S
Storage	
Bottle Holders - Two 2 Litre	S
Cup Holders - 2	S
Door - Storage Pockets (Fit A4 Clipboard and 2 Litre Bottle)	S
Glove Box with Lockable Lid	S
Load - Compartment Lamp	S
Audio, Communications & Instruments	
FordPass Connect - Embedded Modem ⁵	S
6 Speakers	S
Floating 8.0' Capacitive Touch Screen	S
Audio - Steering Wheel Mounted Controls	S
2x USB Ports	S
Audio - DAB+/AM/FM Radio	S
SYNC@3 ⁶ Connectivity System with Applink™	S
Satellite Navigation with TMC & Enhanced Voice Control	O
Exterior Features	
Roof height	
Medium Roof	S
Styling	
Mudflaps - Front	S
Mudflaps - Rear	S
Partial Body Colour Front Bumper	S
Black Grille/Rear Bumper/Bodyside Moulding/Handles/Mirror	S
Shielded Deadlocks	S
Trapezoidal 3-Bar Black Grille	S

	Transit Bus 410L RWD 12-SEAT
Lights	
Front Fog Lamps	S
Headlights - Follow-Me-Home	S
Headlights - Levelling Manual	S
Headlights - Halogen with Daytime Running Lights	S
Auto Headlamps	S
Auto High Beam	S
Quad beam Headlamps	S
High Mounted Stop Light	S
Lights - Side Marker Lights	S
Rear Door Edge Reflector Strip	S
Visibility	
Mirrors - Power Foldable, Heated, Electrically Operated with Side Indicators	S
Heated Windshield	S
Wipers - Auto Windshield Wipers	S
Fixed 2nd, 3rd & 4th Row Right & Left Hand Side Window	S
Privacy Glass	S
Stowage & Carrying	
Doors - Side Load Power Operating (Kerbside - Left Hand Side)	S
Power Side Step	S
BLIS with rear Cross Traffic Alert (CTA)	S
Optional Features	
Regular Production Options	
Prestige Paint ⁷	O
Special Vehicle Options (SVO) Paint ⁷	O
Satellite Navigation with TMC & Enhanced Voice Control	O
Rear Cargo Door Liftgate	O
High Roof with Overhead Stowage Shelves and LED Reading Lights	O

S = Standard O = Factory Option that can be ordered before a vehicle is manufactured

4. Changes total Transit Bus seating capacity to 11. 5. Use of FordPass is subject to the FordPass Terms and Privacy Policy and the Connected Vehicle Terms and Privacy Policy available on ford.com.au/fordpass and requires a compatible mobile device, internet access and software (including software updates from time to time). You are responsible for internet access, mobile network data and voice call services required for your use of the FordPass App on your mobile device, including associated fees. The FordPass Connect Modem and FordPass App can only work when connected to the telecommunications network. Ford cannot guarantee that FordPass will be in fully operating condition at all times and the FordPass App may be unavailable or particular FordPass services interrupted. Ford is not responsible for any limitations or restrictions of the telecommunications network or of your mobile device. 6. Not all SYNC@ features are compatible with all phones. For compatibility, see www.ford.com.au/sync. 7. Regular Production Options are optional and available at additional cost.