



1 9 9 7


TAURUS



A CAR THAT DELIVERS



Taurus GL Sedan shown in
Moonlight Blue Clearcoat Metallic.



Taurus LX Sedan shown in
Pacific Green Clearcoat Metallic.

The design is an automotive tour de force. A symphony of ovals. On the road, it's a true eye catcher. But Taurus is more than just a pretty face. It has established itself as a car that delivers safety, room, comfort, performance and driver reward. A car praised by critics and owners alike.

S H O : P O W E R F U L L Y

S O P H I S T I C A T E D



The power is there, no doubt about it. But it isn't the raw, brash power of the muscle-car variety. This is refined performance. Smooth, exhilarating acceleration. Tight, responsive handling. It's a



Taurus SHO shown in Toreador Red Clearcoat Metallic.

spirited, technologically advanced automobile, one that combines the boundless enthusiasm of a traditional V8 sports car with the civility and comfort of a fine luxury sedan.

P E R F O R M A N C E A N D C I V I L I Z A T I O N



The heart of Taurus SHO is sophisticated performance. The 3.4-liter 235-hp V8 engine has four valves per cylinder for free breathing. A responsive four-speed automatic overdrive transaxle, a special ride-adaptive suspension and a 4-wheel disc anti-lock braking system are all standard.



The dynamic Taurus SHO shown in Black Satin Clearcoat Metallic.



With SHO, your first-time passengers will likely be impressed by the optional leather seating surfaces and beautifully appointed interior. A most luxurious sport sedan, they'll think. They'll be even more impressed when you start taking the curves.



DRAMATIC BY DESIGN



Taurus LX Wagon shown in Medium Willow Green Clearcoat Metallic.



Taurus GL Wagon shown in Light Saddle Clearcoat Metallic.

Designing a great-looking sedan is one thing. Molding that same sophisticated shape into a wagon is quite another. The demands for functionality are greater, making the aesthetic challenges more formidable. For Taurus Wagon, this transformation is most gratifying.

PRACTICALLY INDISPENSABLE



A rear-facing third seat is available with Taurus Wagon. It's ideal for families on the go.

Taurus Wagon combines performance, comfort and sophisticated styling with traditional wagon versatility. When the optional rear-facing third seat is added, Taurus Wagon can seat up to eight. The optional wagon group includes a rear wiper/washer, cargo area cover and handy cargo net.

In Taurus Wagon, open the liftgate window by itself to load small items...



... or open the entire liftgate for easy loading or unloading of bulky cargo.



Under the smooth, sculpted skin of Taurus Wagon lies 142.5 cubic feet of people and cargo capacity.

ROOMY, COMFORTABLE AND QUIET



Passenger comfort was a high priority in the development of this Taurus. A longer wheelbase, more height and more width mean more rear seat knee and leg room. Easy entry and exit for passengers,



too. It's also the quietest Taurus ever, thanks to its aerodynamic shape and sound insulation. Sheet metal, glass and trim panels are designed to fit precisely to minimize wind noise.

THE LOOK OF ADVANCED IDEAS




The patented 3-way flip-fold center console is an example of ergonomic design at its best. It's a Taurus exclusive.

Harmony of design extends to Taurus instrumentation with its modern feel. The integrated control panel, an industry first, combines climate and audio controls into one user-friendly unit.



Right: The Taurus LX interior is shown here in Medium Graphite. 5-passenger seating is standard; 6-passenger seating with center seating console is available.



(A) Speed-sensitive power steering delivers the appropriate amount of assistance at high and low speeds.

(B) The standard 3.0L V6 is mated to a precise, smooth-shifting, electronically controlled 4-speed automatic overdrive transaxle.

(C) The 24-valve Duratec V6, standard with LX, features dual intake runners for improved low-end response. It's also remarkably quiet.

(D) Taurus' rigid chassis promotes a smooth ride with responsive handling capability.

On the road, Taurus is a delight. Its advanced quadralink rear (sedan) and MacPherson front suspensions combine for a smooth ride with responsive handling and control. In addition, all Taurus engines

SMOOTH AND PRECISE



benefit from the latest-generation EEC-V control system and are designed to go 100,000 miles without a scheduled tune-up (under normal driving conditions with routine fluid and filter changes).

ENGINEERED FOR SAFETY



Taurus seats are designed to prevent occupants from sliding forward under their safety belts.



When activated, the standard "child-proof" rear door locks can't be opened from inside the vehicle.

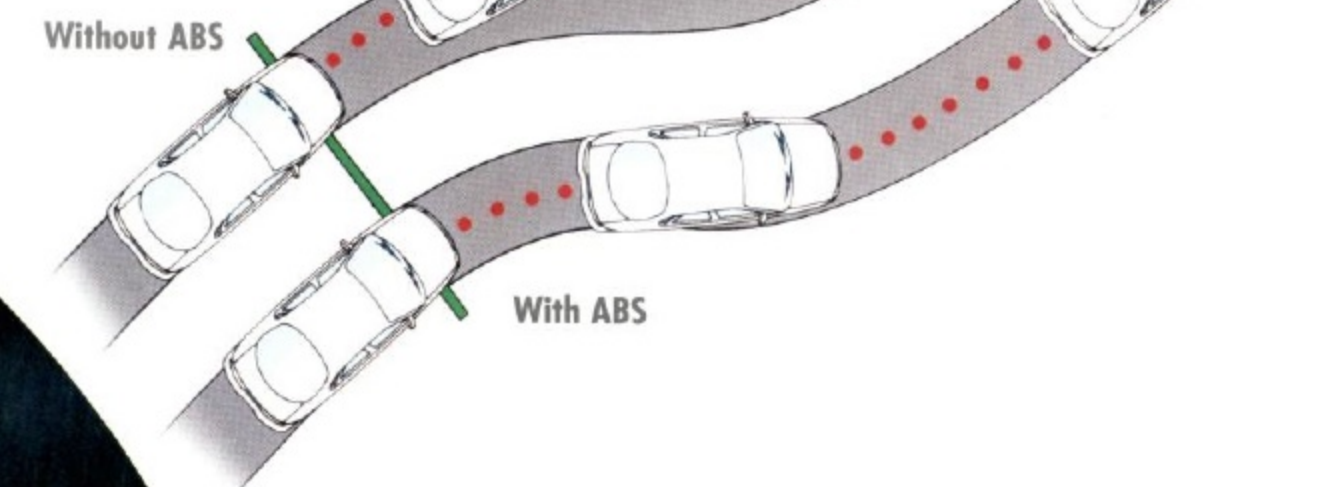


Passive anti-theft, standard with LX and SHO, prevents ignition unless the special coded key is used.



Available anti-lock brakes, standard with SHO, help you come to a surer, more controlled stop under most adverse conditions.

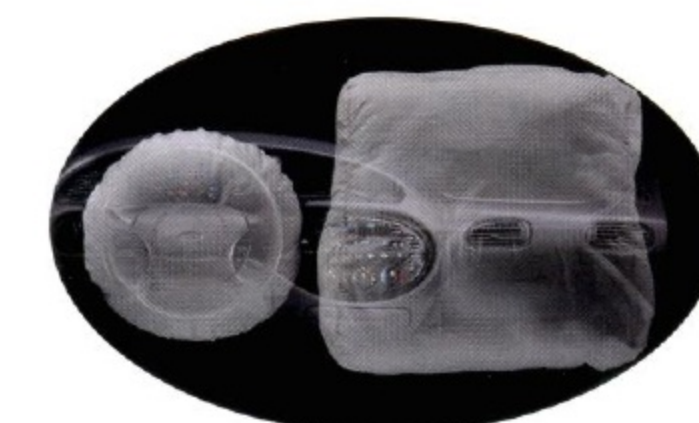
Without ABS




With ABS



The available remote keyless entry system lets you unlock your car from a distance.



Dual air bags are standard equipment. Remember, always wear your safety belts.



A high level of safety has been achieved by means of a safety cell structural design.

P R E F E R R E D E Q U I P M E N T P A C K A G E S

TAURUS SHO



211A

- Remote keyless entry system with perimeter anti-theft
 - Electronic temperature control
- Ford MACH Audio System • Power moonroof
 - Power heated mirrors

TAURUS LX



209A

- Speed control • Leather-wrapped steering wheel
 - 4-wheel disc anti-lock braking system
- Remote keyless entry system with perimeter anti-theft
- Front and rear floor mats • Particulate air filtration system • Passenger-side secondary power point

210A

- All items included in Package 209A • Electronic temperature control • Ford MACH Audio System
 - Power heated mirrors • Chromed aluminum wheels and P205/65R15 tires

TAURUS GL



VALUE PACKAGE 204A

- Speed control • Power door locks
 - Electronic AM/FM stereo radio with cassette
- Particulate air filtration system • Front/rear floor mats
 - Passenger-side secondary power point

205A

- All items included in Package 204A
- Power driver's seat • Aluminum wheels • Light group

TAURUS G



200A

- Notable Taurus G standard features include:
- Dual electric remote-control mirrors • Dual air bags
 - Integrated control panel • Tilt steering column
 - Electronic AM/FM stereo radio • Rear window defroster
 - CFC-free air conditioning
 - Solar tinted glass • Power windows

EXTERIOR FEATURES

	G	GL	LX	SHO
Multi-reflector halogen headlamps	S	S	S	S
Dual electric remote-control mirrors	S	S	S	S
Solar tinted glass — complete	S	S	S	S
Full perimeter dual door seals with third seal on door frame	S	S	S	S
Front and rear splash shields	S	S	S	S
Bodyside protection moldings	S	S	S	S
Clearcoat paint	S	S	S	S
Luggage rack (wagons)	—	S	S	—
Flip-up liftgate window with gas cylinders (wagons)	—	S	S	—

SAFETY AND SECURITY

Driver and right front passenger air bag supplemental restraint system	S	S	S	S
Manual lap/shoulder belts for outboard occupants (height-adjustable for outboard front positions)	S	S	S	S
4-wheel disc anti-lock braking system	O	O	P	S
Variable-timed interval windshield wipers	S	S	S	—
Aerodynamic autobahn windshield wipers	—	—	—	S
Childproof rear door locks	S	S	S	S
Anti-theft (non-drive-away) system	—	—	S	S
Remote keyless entry system with perimeter anti-theft	—	—	P	P
Remote keyless entry system	—	O	—	—

COMFORT AND CONVENIENCE

Manual air conditioning — CFC-free	S	S	S	S
Air conditioning with electronic temperature control; power heated mirrors (included in LX package 210A)	—	—	O	P
Power side windows with illuminated controls, lockout switch, express-down feature for the driver, and accessory delay	S	S	S	S
Power locks with illuminated controls. Lock disabling prevents locking keys inside	O	P	S	S
Cup holders, coin holder and cassette stowage in console	S	S	S	S
Locking, illuminated glove box with dampened door	S	S	S	S
Integrated control panel with controls for clock, climate, rear window defroster and radio	S	S	S	S
Warning lights for air bags, door ajar, battery, oil pressure, brake, service engine soon, and seat belt reminder (addition of low fuel with LX, SHO)	S	S	S	S
Retractable front and rear grab handles with integral rear coat hooks	—	—	S	S
Automatic on/off/delay headlamps	—	—	S	S
Tachometer (except G), 1-million-mile odometer, trip odometer, low brake fluid alert, electric speedometer, temperature and fuel gauges	S	S	S	S
Light group: dual courtesy lights under instrument panel; dual beam reading and dome lights (included with GL package 205A)	—	—	S	S
Wagon group: cargo area cover, cargo net and rear wiper/washer	—	O	O	—
Group 1: includes speed control, front and rear floor mats, air filtration system and passenger-side secondary power point	—	P	P	S
Power moonroof	—	—	O	P
Tilt steering column	S	S	S	S
Soft-feel floor shifter	—	—	S	S
Voice-activated cellular telephone	—	O	O	O
Rear window defroster/defogger	S	S	S	S
Remote decklid release (sedan)	S	S	S	S
Hidden, non-lockable, right-quarter-panel storage compartment (wagon)	—	S	S	—
Rear seat heat ducts	S	S	S	S
Rear seat air conditioning outlet (with 5-passenger seating and fixed console only)	—	—	S	S
Particulate air filter	—	P	P	S
Battery saver (turns off interior lights after 45 minutes)	S	S	S	S
Electronic digital clock with dimming feature	S	S	S	S
Visor mirrors	S	S	—	—
Dual illuminated visor mirrors	—	—	S	S

SEATING

	G	GL	LX	SHO
Six-passenger cloth seating with dual recliners, front armrest, front seat map pockets (GL only), two-way head restraints and 3-way flip-fold center console	S	S	—	—
Five-passenger cloth seating with dual recliners, front and rear armrests, front seat map pockets, two-way head restraints and floor console	—	—	S	—
Cloth sport bucket seats, front seat map pockets, two-way head restraints and floor console	—	—	—	S
6-way power driver's seat with power lumbar (included with GL package 205A)	—	—	S	S
60/40 split fold-down rear seat back	—	S	S	S
Leather seating surfaces — five-passenger with front buckets	—	—	O	O
Six-passenger premium cloth seating with dual recliners, driver power lumbar, front/rear armrests (sedan only), front map pockets, two-way head restraints and 3-way flip-fold center console	—	—	O	—
Rear-facing third seat (wagon)	—	O	O	—

WHEELS AND TIRES

Deluxe wheel covers with P205/65R15 92T BSW tires	S	S	—	—
Bright aluminum wheels with P205/65R15 92T BSW tires	—	—	S	—
Aluminum wheels with P225/55ZR16 BSW tires	—	—	—	S
Aluminum wheels with P205/65R15 92T BSW tires (included in GL package 205A)	—	O	—	—
Chromed aluminum wheels with P205/65R15 92T BSW tires (included with LX package 210A)	—	—	O	—
Chromed aluminum wheels with P225/55ZR16 BSW tires	—	—	—	O

SOUND SYSTEMS

Electronic AM/FM stereo radio	S	S	—	—
Electronic AM/FM stereo radio/cassette with 6 speakers	O	P	S	S
Ford MACH Audio System (included in LX package 210A)	—	—	O	P
6-disc CD changer	—	—	O	O

S = Standard O = Optional P = Preferred Equipment Package feature

PRODUCT CHANGES AND OPTIONS AVAILABILITY

Following publication of the catalog, certain changes in standard equipment, options, prices and the like, or product delays, may have occurred that would not be included. Your Ford Dealer is your best source for up-to-date information. Ford Division reserves the right to change product specifications at any time without incurring obligations.

Options shown or described are available at extra cost and may be offered only in combination with other options or subject to additional ordering requirements or limitations.

G/GL POWERTRAIN

Type	12-valve, single overhead cam V6
Displacement	3.0 liters
Engine control	EEC-V
Scheduled tune-up interval	100,000 miles
Horsepower (SAE net)	145 @ 5,250 rpm
Torque (SAE net lb.-ft.)	170 @ 3,250 rpm
Fuel system	Sequential electronic fuel injection
Transaxle	Electronic 4-speed automatic overdrive

LX POWERTRAIN

Type	24-valve, dual overhead cam V6
Displacement	3.0 liters
Engine control	EEC-V
Scheduled tune-up interval	100,000 miles
Horsepower (SAE net)	200 @ 5,750 rpm
Torque (SAE net lb.-ft.)	200 @ 4,500 rpm
Fuel system	Sequential electronic fuel injection
Transaxle	Electronic 4-speed automatic overdrive with overdrive lockout

SHO POWERTRAIN

Type	32-valve, 60°, dual overhead cam V8
Displacement	3.4 liters
Engine control	EEC-V, integrated electronic coil-on-plug ignition
Scheduled tune-up interval	100,000 miles
Horsepower (SAE net)	235 @ 6,100 rpm
Torque (SAE net lb.-ft.)	230 @ 4,800 rpm
Fuel system	Sequential electronic fuel injection
Transaxle	Electronic 4-speed automatic overdrive with overdrive lockout

BODY/CHASSIS

Body type	Unitized
Front suspension	Independent strut-type with gas-pressurized hydraulic struts and stabilizer bar (semi-active handling components with SHO)
Rear suspension (sedan)	Independent rear quadralink with gas-pressurized hydraulic struts and stabilizer bar (semi-active handling components with SHO)
Rear suspension (wagon)	Independent "short/long arm" (SLA) type with gas-pressurized hydraulic shocks, progressive rate springs and stabilizer bar
Steering	Speed-sensitive power rack-and-pinion; High-precision ZF power rack-and-pinion (SHO)
Brakes	Standard power front disc/rear drum (sedan); Standard power 4-wheel disc (wagon); Optional power 4-wheel disc with anti-lock system (sedan, std. with SHO); Optional anti-lock system (wagon)
Tires	P225/55 ZR16 all-season, low-profile performance (SHO); P205/65R15 92T BSW;
Fuel capacity	16 gallons

DIMENSIONS

	4-DOOR	SHO	WAGON
Wheelbase	108.5"	108.5"	108.5"
Length	197.5"	198.4"	199.6"
Height	55.1"	55.8"	57.6"
Width	73.0"	73.0"	73.0"
Front tread	61.6"	61.6"	61.6"
Rear tread	61.4"	61.4"	61.8"
Trunk/cargo volume (cu. ft.)	15.8	15.8	81.3*
Passenger capacity	6	5	6

*Rear seat backs down; 38.4 cu. ft. rear seat backs up.

FEATURES AND OPTIONS




The Ford MACH Audio System and a six-disc CD changer are available with LX and SHO models.



A convenient cargo net is optional with wagons, available as an accessory for sedans through your Ford Dealer.



The particulate air filtration system (SHO) keeps out over 90% of pollen and dust particles larger than three microns.



Standard solar tinted glass reduces heat build-up and helps the air conditioner cool the car faster.



A power moonroof is optional with LX, included in the SHO Preferred Equipment Package.



Available remote keyless entry includes a perimeter anti-theft system for added security (LX and SHO).

COLORS



Light Saddle Clearcoat Metallic



Toreador Red Clearcoat Metallic



Black Satin Clearcoat Metallic



Light Denim Blue Clearcoat Metallic




Moonlight Blue Clearcoat Metallic



Pacific Green Clearcoat Metallic



Medium Willow Green Clearcoat Metallic



Silver Frost Clearcoat Metallic



Vibrant White Clearcoat

EXTERIOR PAINT COLORS

Light Saddle Clearcoat Metallic†
Toreador Red Clearcoat Metallic†
Light Denim Blue Clearcoat Metallic*
Moonlight Blue Clearcoat Metallic†
Pacific Green Clearcoat Metallic*
Medium Willow Green Clearcoat Metallic†
Silver Frost Clearcoat Metallic*
Black Satin Clearcoat Metallic*
Vibrant White Clearcoat†

INTERIOR TRIM COLORS

	Medium Graphite	Saddle	Willow Green
Light Saddle Clearcoat Metallic†		■	■
Toreador Red Clearcoat Metallic†	■		
Light Denim Blue Clearcoat Metallic*	■		
Moonlight Blue Clearcoat Metallic†	■	■	
Pacific Green Clearcoat Metallic*		■	■
Medium Willow Green Clearcoat Metallic†		■	■
Silver Frost Clearcoat Metallic*	■		
Black Satin Clearcoat Metallic*	■	■	
Vibrant White Clearcoat†	■		■

TAURUS SHO

Toreador Red Clearcoat Metallic
Pacific Green Clearcoat Metallic
Silver Frost Clearcoat Metallic
Black Satin Clearcoat Metallic
Vibrant White Clearcoat

*Available on Taurus G with Medium Graphite interior only. †Not available on Taurus G.

OWNERSHIP EXPERIENCE



ROADSIDE ASSISTANCE PROGRAM

Every new Ford includes the assurance of a 24-hour emergency Roadside Assistance Program provided during the 3-year/36,000-mile bumper-to-bumper warranty. Ask your dealer for complete details on this program which includes such services as fuel delivery, tire change, jump start, or even help when you're locked out of your car.

Ford Credit offers a wide variety of financing and leasing programs to qualified buyers which can be arranged right at the dealership. Ask your Ford Dealer for the facts on these programs.



Optional Ford Extended Service Plans go beyond the basic 3-year/36,000-mile warranty. Ask your dealer for complete details on the optional plans and for a copy of the limited warranty.

Using your Ford Citibank VISA® or MasterCard® could earn you hundreds, even thousands of dollars from Ford toward the purchase or lease of



a new Ford, Lincoln or Mercury product. To apply or get more information, call 1-800-374-7777. Or visit a Ford or Lincoln-Mercury Dealer, or a branch of Citibank.

DEALER-INSTALLED ACCESSORIES

Your Ford Dealer offers a variety of quality Ford-brand accessories that meet or exceed our strict specifications.

FLEXIBLE FUEL

There is also a flexible-fuel version of Taurus. See your Ford Dealer for all the details.

For more information, visit our Web site at <http://www.ford.com>



L to R: standard G deluxe wheel cover; GL deluxe wheel cover; optional aluminum wheel (GL); standard bright aluminum wheel (LX); optional chromed aluminum wheel (LX); standard 5-spoke aluminum wheel (SHO); optional 5-spoke chromed aluminum wheel (SHO).



BUILDING A COMPLETE LINE-UP OF QUALITY CARS AND TRUCKS



Aspire



Explorer



Escort




Windstar




Probe



Aerostar



Mustang



Club Wagon



Contour



Econoline



Thunderbird



Taurus



F-Series



Crown Victoria



Expedition



Ranger