


1 9 9 7

M e r c u r y



M y s t i q u e



Mercury Mystique

Driver-Focused Interior

Mystique's interior is designed for your convenience. Instrumentation is bright, bold and easy to read. Control knobs and switches are generously sized and placed right at your fingertips. Another convenient feature is Mystique's 60/40 split-fold rear seatback. It provides extra versatility when you need it.



Mystique LS interior shown with optional Opal Grey leather seating surfaces. Some features may be optional.

Imagine a car that's truly fun to drive.

The 1997 Mercury Mystique is for individuals who like to drive, not merely ride. It contains all the ingredients that add up to an exhilarating performance sedan: exceptional handling, solid road feel and plenty of power. Plus, it has a wide array of convenient and comforting features.


This fun-to-drive car is available in three models: the affordable new entry-level Mystique,* the well-equipped GS and the more luxurious LS. Each is available with a long list of standard features and options.

*Not available in California.

Standard Features

Mystique offers a comprehensive array of standard features—including:

- Dual air bag supplemental restraint system
- Patented dynamic side-impact protection system
- Four-wheel independent suspension
- Five-speed manual transaxle
- Power-assisted rack-and-pinion steering
- Tilt steering wheel
- Center console with armrest and integrated cup holders
- Ergonomic interior with full instrumentation
- Rear seat heat ducts
- Solar tint glass
- Safety cell body structure
- Five-mph impact bumpers
- Power front disc/rear drum brakes
- Child-proof rear door locks
- Sound and noise insulation package
- Fully reclining front seatbacks

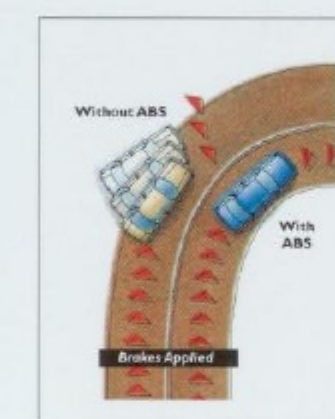


Powerful Choices

A 2.0-liter, 16-valve DOHC four-cylinder Zetec engine is standard. It delivers 125 horsepower. For those looking for more performance, there's the available 2.5-liter, 24-valve DOHC Duratec V-6. It provides 170 horsepower and can go up to 100,000 miles between scheduled tune-ups, under normal driving conditions with routine fluid/filter changes. Both engines use electronic engine controls and sequential electronic fuel injection for the optimum balance of power, efficiency and low emissions.

Outstanding Ride and Handling

An advanced Quadralink independent rear suspension and an innovative front subframe work together to provide ride stability, comfort and responsive handling. This combination gives Mystique a tight, solid feel and the agility to handle sharp curves easily.



Controlled Stops

To help you maintain steering control during hard braking, even on slippery road surfaces, Mystique is available with a four-wheel anti-lock braking system. Power front disc and rear drum brakes are standard on Mystique. Also standard on Mystique models with an automatic transaxle is a brake/shift interlock. It prevents shifting out of park unless the brake pedal is depressed.

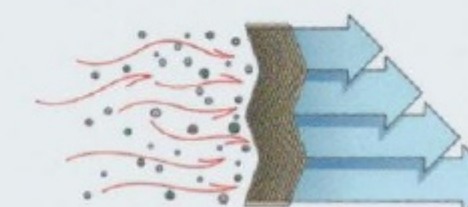


Mystique Safety

Mystique offers outstanding standard safety features. For your peace of mind there are child-proof rear door locks and a dual air bag supplemental restraint system. Always wear your safety belt. Integrated steel door beams help protect you and your passengers. Front doors also feature a patented door trim safety system for dynamic side-impact protection. There's even a windshield water management system for improved visibility. It helps keep rain water, displaced by wipers, from spreading over the windshield and side glass.

Air-Filtration System

One of Mystique's standard features can help you breathe easier. It's called a particulate air-filtration system. It filters out over 90% of particles larger than three microns from the outside air before the air enters the passenger compartment.



Mercury CommitmentSM

Every 1997 Mercury is covered by the Mercury Commitment—an owner benefits program that helps to ensure your driving needs always receive immediate attention. It provides 24-hour roadside assistance during the warranty period (for towing, fuel delivery, jump-starts, tire changing and lock-out assistance), a 3-year/36,000-mile bumper to bumper limited warranty and toll-free access to the Mercury Customer Assistance Center. See your Mercury dealer for complete details and a copy of the limited warranty.





Mercury Mystique Options and Specifications

While equipped with many standard features, Mercury Mystique offers a number of available options* to meet your specific driving needs and personal preferences. Here are just a few:

- Four-wheel anti-lock braking system
- CFC-free air conditioner
- Power windows with driver's side express-down and illuminated switches
- Remote keyless entry with panic button
- Four-speed electronic automatic transaxle
- Power antenna (standard on LS)
- Power door locks with illuminated switches
- Leather seating surfaces (LS only)
- Power moonroof
- Rear window defroster (standard on LS)
- Fingertip speed control
- Ten-way power driver's seat (standard on LS)
- Light group, including front map light, illuminated entry and illuminated visor mirrors
- Electronic AM/FM stereo radio with cassette player and Premium Sound System
- High-Level Audio system with AM/FM stereo radio and compact disc player

*Some options may not be available on all models.

PREFERRED EQUIPMENT PACKAGES

To make ordering easy, we've grouped certain popular options into Preferred Equipment Packages. These convenient option packages allow you to tailor Mystique to your exact specifications. Here's one you could choose:

Mystique GS with Preferred Equipment Package 372A

- Rear defroster
- Electronic AM/FM stereo radio with cassette player
- CFC-free air conditioner
- Power door locks
- Power windows
- Light group
- Speed control
- Duratec V-6 System, including 2.5-liter DOHC 24-valve V-6 engine, P195/65R14 tires, performance-tuned steering and suspension, 100,000-mile scheduled tune-up interval—*under normal driving conditions with routine fluid/filter changes*

DIMENSIONS (in inches)

Wheelbase	106.5
Overall length	183.5
Overall height	54.5
Overall width	69.1

CAPACITIES

Trunk volume	13.9 cu. ft.
Fuel tank	14.5 gal.
Curb weight	2,808 lbs. (GS), 2,832 lbs. (LS)

STANDARD ENGINE

Layout	Front engine (front-wheel drive)
Type	16-valve DOHC Zetec I-4
Displacement	2.0 liters
Horsepower (SAE net)	125 @ 5,500 rpm
Torque (SAE net)	130 lbs.-ft. @ 4,000 rpm
EPA estimated mpg with manual transaxle	24 city/33 hwy

OPTIONAL ENGINE


Layout	Front engine (front-wheel drive)
Type	24-valve DOHC Duratec V-6
Displacement	2.5 liters
Horsepower (SAE net)	170 @ 6,250 rpm
Torque (SAE net)	165 lbs.-ft. @ 4,250 rpm
EPA estimated mpg with manual transaxle	20 city/29 hwy

TRANSAXLE

- Manual: Fully synchronized, including reverse, five-speed overdrive with ultra-compact design, low internal friction, and two-piece die-cast aluminum case
- Automatic: Four-speed electronic automatic overdrive with lockup torque converter; shift sensors, automatic overdrive lock-out switch and brake/shift interlock

SUSPENSION

- Front: Independent MacPherson strut-type with lower A-arms and hydromount connecting bushings, strut-mounted coil springs and stabilizer bar; all steering and suspension components are connected to a rubber-mounted subframe
- Rear: Quadralink fully independent suspension, strut-mounted coil springs, passive rear-wheel steering, and rear stabilizer bar attached to a rigidly mounted subframe



To learn more about the new 1997 Mercury Mystique, visit our Worldwide website at <http://www.mercuryvehicles.com>

THE INFORMATION IN THIS BROCHURE WAS CORRECT AT TIME OF PRINTING. YOUR MERCURY DEALER IS YOUR BEST SOURCE FOR UP-TO-DATE AND ADDITIONAL INFORMATION.