

 Imagine yourself in a Mercury

1997 MYSTIQUE



Imagine A RELATIONSHIP SO PERFECT

YOU SEEM TO COMMUNICATE WITHOUT SPEAKING.

A TIME WHEN EVERYTHING SEEMS TO GO IN YOUR FAVOR.

AND WISHING IT WOULD LAST FOREVER. IMAGINE HAVING
THE FREEDOM TO BE **yourself** ALL THE TIME.

IMAGINE FEELING SO SECURE YOU THINK FOR A MOMENT

YOU'RE **in a** DIFFERENT WORLD.

OR MAKING A DISCOVERY YOU CAN'T WAIT TO SHARE

WITH YOUR BEST FRIEND. IMAGINE TAKING THE LONG WAY HOME

JUST BECAUSE YOU'RE HAVING SUCH A GREAT TIME.

IMAGINE A CAR THAT DELIVERS TRUE DRIVING EXHILARATION.

Mercury MYSTIQUE.



Mystique LS shown in Moonlight Blue Clearcoat Metallic with cast aluminum wheels. Some features shown may be optional. See specification pages for feature availability.

Agile.

MYSTIQUE CONTAINS ALL THE INGREDIENTS THAT ADD UP TO ONE EXHILARATING PERFORMANCE SEDAN. A TEST DRIVE WILL REVEAL ITS EXCEPTIONAL HANDLING, SOLID ROAD FEEL, AND YES, FLEETNESS OF FOOT. IT WILL ALSO SHOW YOU WHY IT WAS

Handles

NAMED ONE OF
AUTOMOBILE MAGAZINE'S
ALL-STARS FOR 1995 AND
1996. POWERING THE

with

MYSTIQUE IS A STANDARD 2.0L
16-VALVE, 4-CYLINDER, DOHC
ZETEC ENGINE WHICH PRODUCES
125 HORSEPOWER. OR CHOOSE


care.

THE AVAILABLE 24-VALVE V-6 DURATEC ENGINE
WHICH IS DESIGNED FOR PULSE-QUICKENING
PERFORMANCE. AND IT CAN RUN FOR 100,000
MILES WITHOUT A SCHEDULED TUNE-UP.* BUT
MYSTIQUE'S ENGINES TELL ONLY PART OF THE
STORY. THERE IS MUCH MORE HERE THAN
MEETS THE EYE.



A 24-valve V-6 Duratec engine produces 170 horsepower from only 2.5 liters. It has an all-aluminum engine block, heads and piston design.

100000



Mystique's standard powerplant is a 2.0-liter, 16-valve, dual-overhead-cam 4-cylinder engine producing 125 horsepower. It shares with Duratec such advanced technology as EEC-V Electronic Engine Control and sequential electronic fuel injection for an optimal blend of power, efficiency,** and low emissions.

Mystique's carefully calculated suspension geometry, coupled with its advanced Quadralink rear suspension, provides ride stability, comfort and handling responsiveness.



Mystique GS shown in Pacific Green Clearcoat Metallic. Some features shown may be optional. See specification pages for feature availability.
*Under normal driving conditions with routine fluid/filter changes.

**See EPA statement in the back of this brochure.

Please

MYSTIQUE IS UNDENIABLY A DRIVER-FOCUSED AUTOMOBILE. CONTROLS AND SWITCHES SURROUND YOU AND ARE PLACED AT YOUR FINGERTIPS. GAUGES ARE BRIGHT AND EASY TO READ AT A GLANCE. YOUR PASSENGERS ARE INDULGED AS

be

WELL INCLUDED ARE NUMEROUS CONVENIENT AND COMFORTING MERCURY FEATURES. FROM THE NUMEROUS ILLUMINATED SWITCHES

seated.

AND THE RETRACTABLE CUP HOLDERS TO REAR SEAT HEAT DUCTS AND A REAR CENTER ARMREST. OF COURSE, YOU'LL ALSO FIND MYSTIQUE'S SEATING QUITE GRATIFYING. AND ITS 60/40 SPLIT-FOLD REAR SEAT IS VERY ACCOMMODATING AS WELL.

The warm, jewel-green glow of Mystique's interior lighting makes it easier to locate and operate controls at night. Heater and headlamp controls, and switches for the available power door locks and power windows are all illuminated.



To help you breathe easier, Mystique's particulate air-filtration system filters out over 90% of particles larger than three microns.

Head restraints adjust four ways for a more comfortable fit. They are designed to help protect in certain collisions.

The driver's seat cushion adjusts by tilting to your preferred position.

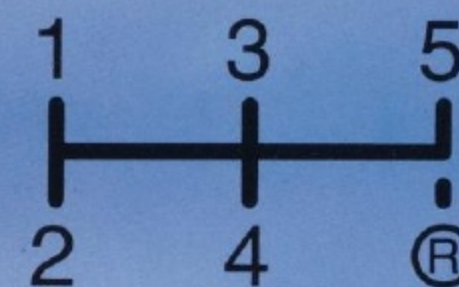
Both fully reclining front seatbacks dial to your optimum position—no more "feeling around" for the seatback to click into one of a few set levels.

PUT YOUR MYSTIQUE INTO GEAR, AND YOU'LL FEEL A CHARGE FLOW THROUGH YOUR NERVES. IT HAS AN UNCANNY ABILITY TO BRING OUT THE DRIVER IN YOU. YOU'LL TAKE CORNERS A LITTLE DIFFERENTLY. PASSING WILL TAKE ON NEW MEANING. WHO KNOWS? YOU MIGHT EVEN SMILE MORE THAN USUAL WHEN YOU'RE BEHIND THE WHEEL. WHAT MAKES MYSTIQUE SO ENTICING? FOR STARTERS, ITS STANDARD 5-SPEED MANUAL TRANSAXLE HAS BEEN DESIGNED TO LET YOU PRACTICALLY DASH THROUGH THE GEARS. A SOPHISTICATED 4-SPEED AUTOMATIC IS ALSO AVAILABLE WHICH INCLUDES A PATENTED SHIFT-LOGIC STRATEGY THAT TAILORS SHIFTING TO WEATHER, ALTITUDE AND DRIVING CONDITIONS. AN OVERDRIVE LOCK-OUT SWITCH IS ALSO INCLUDED. OTHER ELEMENTS CONTRIBUTING TO MYSTIQUE'S OUTSTANDING RIDE AND HANDLING CHARACTERISTICS ARE AN ADVANCED QUADRALINK REAR SUSPENSION AND AN INNOVATIVE FRONT SUBFRAME. IN ALL, MYSTIQUE HAS A TIGHT, SOLID FEEL WHILE BEING AGILE ENOUGH TO HANDLE SHARP CURVES QUITE DEFTLY. ROUGHLY TRANSLATED: FUN TO DRIVE.



A 4-speed electronic automatic transaxle is available for Mystique.

Mystique's standard 5-speed offers synchromesh in all gears including reverse. A shift collar prevents accidentally shifting into reverse.



Mystique's front subframe is formed from a single U-shaped steel tube and joined by a welded cross-member—a radical manufacturing technique that enhances rigidity to help resist torsional twisting. This is something you'll appreciate, especially on bumpy, twisty roads.

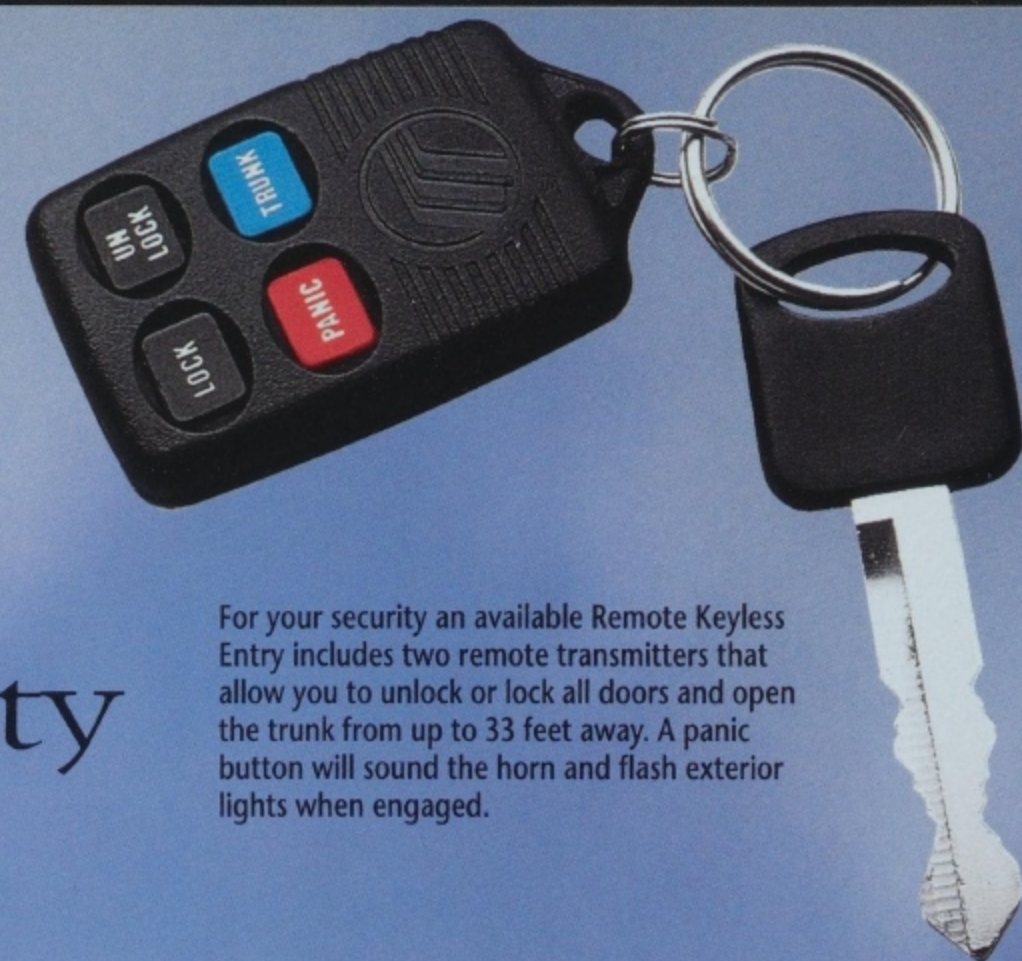


Mystique GS with Spree Package shown in Pacific Green Clearcoat Metallic. Some features shown may be optional. See specification pages for feature availability.



Mystique LS interior shown with optional Opal Grey leather seating surfaces. Some features may be optional. See specification pages for feature availability.

Safety and Security



For your security an available Remote Keyless Entry includes two remote transmitters that allow you to unlock or lock all doors and open the trunk from up to 33 feet away. A panic button will sound the horn and flash exterior lights when engaged.

Mystique wipers include intermittent wiping to adjust for optimal visibility in everything from a light mist to a heavy downpour.

Side window demisters help clear your view in cold or rainy weather by blowing heated or air-conditioned air over the side windows.

In certain moderate-to-severe frontal collisions, both air bags will deploy in less than the blink of an eye, providing added protection to the driver and front passenger. (Always wear your safety belt.)

Driver's safety-belt grabber is designed to grab and hold driver's safety belt during an impact or emergency braking situation to limit belt slippage.

Brake shift interlock prevents shifting the transmission out of park unless the brake pedal is depressed.

Front safety belts move with the seat, providing proper belt placement regardless of seat position.

All five seating positions in Mystique incorporate a specially designed seat to help prevent occupants from sliding forward under safety belts in a frontal collision.

Heavy gauge steel beams are mounted inside each door for additional protection. For dynamic side-impact protection a patented door trim safety system, which utilizes energy-absorbing foam, is also included in the front doors.

Both front and rear bumpers are designed to help absorb 5-mph impacts to minimize vehicle damage.

Uniquely designed cowl-top grille and "A" pillar water channel moldings improve visibility by helping keep water displaced by the wipers from spreading over the windshield and side glass.

When activated, child-proof safety locks keep children in the rear seat from opening doors from inside the car while parents can still open doors from the outside.

Mystique's rigid body structure serves as a protective "safety cell" that will absorb impacts to protect occupants in a frontal, offset, side or rear collision, as well as in a rollover accident. It also helps absorb low-speed impacts without causing substantial structural damage.

Options



An electronic AM/FM stereo radio with cassette player (not shown) is standard on LS and available on GS models. This system can be upgraded to a Premium Sound system with 80 watts of power and premium speakers. Also available is an electronic AM/FM radio with CD player and Premium Sound that includes a scan feature (top). For cassette and CD capability, a dealer-installed CD player (bottom) can be added to the electronic AM/FM stereo cassette radio with Premium Sound.



Invite the sun, the moon and fresh air along for the ride. The power moonroof opens and closes at the touch of an overhead tactile switch.



Controls for the 10-way power driver's seat are conveniently located on the side of the seat and adjust for fore/aft, recline, tilt/height. They also provide lumbar support, making it easy to find your desired level of comfort. (Standard on LS)

This optional air-conditioning system helps you keep your cool and operates free of ozone-depleting CFCs.



An optional power antenna automatically retracts when the sound system is not in use. (Standard on LS)



With its aerodynamic design, a rear spoiler gives Mystique a sleek, sporty look. It's available as a stand-alone option or as part of the Sport Appearance Package.

A sporty Spree Edition Mystique is available. It includes 15-inch tires with alloy wheels, unique interior trim, leather-wrapped steering wheel and shifter, fog lamps and special floor mats. A spoiler can also be added to your Spree.



Mercury Mystique Specifications

ENGINE	STANDARD	OPTIONAL
Type	16-valve DOHC Zetec I-4	24-valve DOHC Duratec V-6
Construction	Cast-iron cylinder block with aluminum heads	Aluminum block 60° modular with aluminum heads
Displacement	2.0 liters	2.5 liters
Horsepower (SAE net)	125@5500 rpm	170@6250 rpm
Torque (SAE net)	130 lbs-ft @ 4000 rpm	165 lbs-ft @ 4250 rpm
Oil capacity	3.96 qts	5.50 qts
Compression ratio	9.6:1	9.7:1
Fuel delivery	Sequential multi-port electronic fuel injection	
Engine control	EEC-V Electronic Engine Control	

BRAKES	GS	LS
Front/rear	10.24-inch disc/8.00-inch drum	10.24-inch disc/8.00-inch drum
w/2.5L Duratec V-6 System	10.24-inch disc/9.00-inch drum	10.24-inch disc/9.00-inch drum

CAPACITIES	
Fuel tank	14.5 gals

TRANSAXLE	
Manual—Fully synchronized, including reverse, 5-speed overdrive with ultra-compact design, low internal friction and two-piece die-cast aluminum case	
Automatic—4-speed electronic automatic overdrive with lock-up torque converter, shift sensors, automatic overdrive lockout switch and brake/shift interlock	

STEERING	
Type—Power-assisted rack-and-pinion steering with 14.5:1 ratio	
Curb-to-curb turning diameter: 36.5 ft w/GS, 37.3 ft w/LS	

SUSPENSION	
Front—Independent MacPherson strut-type with lower A-arms and hydromount connecting bushings, strut-mounted coil springs and stabilizer bar. All steering and suspension components are connected to a rubber-mounted subframe	
Rear—Quadralink fully independent suspension, strut-mounted coil springs, passive rear-wheel steering and rear stabilizer bar attached to a rigidly mounted subframe	

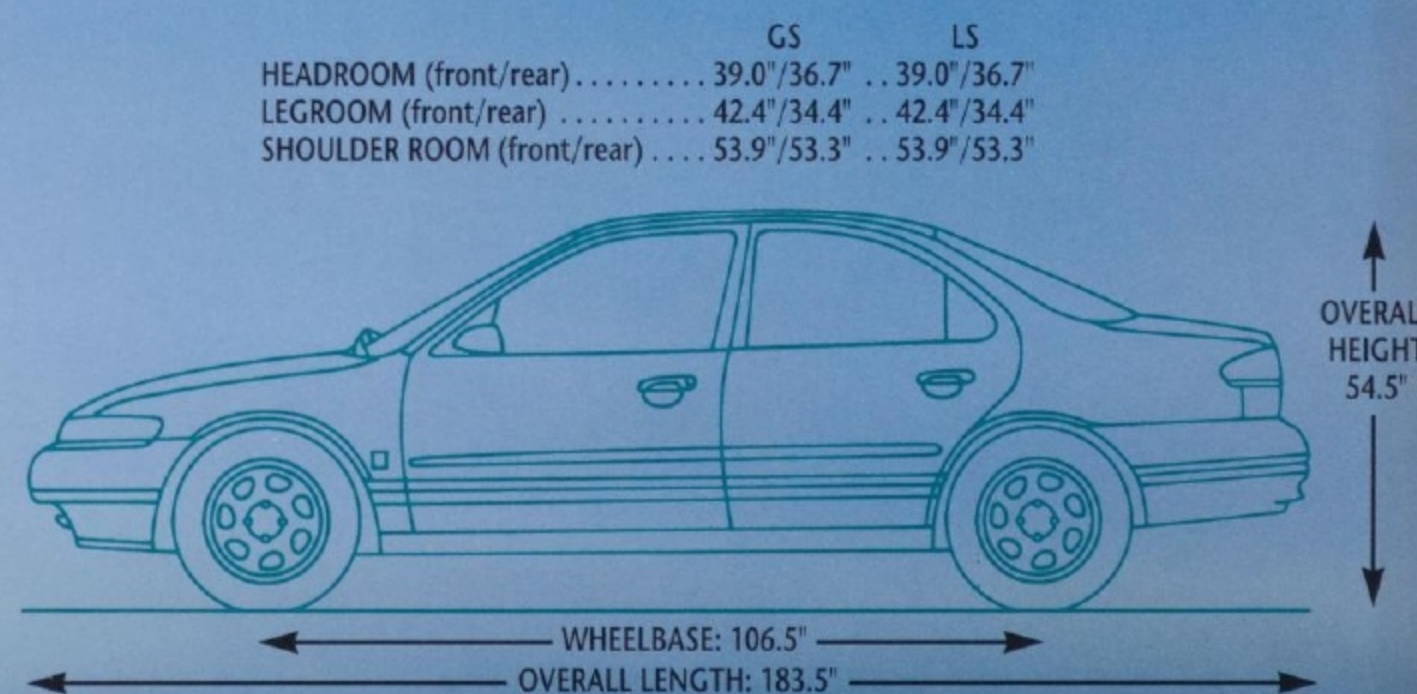
INTERIOR COMFORT AND CONVENIENCE FEATURES	MYSTIQUE	GS	LS
Ergonomic interior with full instrumentation	STD	STD	STD
Particulate air-filtration system	STD	STD	STD
Tilt steering wheel	STD	STD	STD
Remote decklid/release	STD	STD	STD
Integrated cup holders (two w/automatic; one w/manual)	STD	STD	STD
Sound and noise insulation package	STD	STD	STD
Side window demisters	STD	STD	STD
Rear seat heat ducts	STD	STD	STD
Rear seat center armrest and rear dome light	STD	STD	STD
Compact disc/cassette stowage	STD	STD	STD
Individual front bucket seats with full console	STD	STD	STD
4-way tilt front head restraint adjustment	STD	STD	STD
Infinitely adjustable front seatback	STD	STD	STD
60/40 split-fold rear seat	STD	STD	STD
Rear seat hip bolsters	STD	STD	STD
Front footwell illumination	STD	STD	STD
Decklid gas-assist struts	STD	STD	STD
4-spoke soft-feel steering wheel	STD	STD	STD
Driver/passenger visor mirrors	STD	STD	STD
Grab handles—front passenger and rear outboard seats	STD	STD	STD
Offset parking brake handle	STD	STD	STD
10-way power driver's seat		OPT	STD
Rear window defroster	OPT	OPT	STD
Front and rear floor mats		OPT	STD
CFC-free air conditioner	OPT	OPT	OPT
Power windows with driver's side express-down and illuminated switches		OPT	OPT
Power door locks with illuminated switches		OPT	OPT
Light group		OPT	OPT
Includes:			
—Front map reading light			
—Illuminated entry			
—Illuminated visor mirrors			
Fingertip speed control		OPT	OPT
Power moonroof		OPT	OPT
Leather seating surfaces			OPT

Based on official AAMA specifications.
For more information on available accessories, please visit your local Mercury dealer.

FUNCTIONAL FEATURES	MYSTIQUE	GS	LS
Zetec 2.0L DOHC 16-valve I-4 engine	STD	STD	STD
5-speed manual transaxle	STD	STD	STD
4-wheel independent suspension	STD	STD	STD
Power front disc/rear drum brakes	STD	STD	STD
Overdrive lockout switch (automatic only)	STD	STD	STD
Power-assisted rack-and-pinion steering	STD	STD	STD
Platinum tipped spark plugs	STD	STD	STD
Diagnostic data link connector	STD	STD	STD
MacPherson strut front suspension	STD	STD	STD
Quadralink strut rear suspension	STD	STD	STD
Sequential multi-port electronic fuel injection	STD	STD	STD
Front and rear stabilizer bars	STD	STD	STD
Duratec V-6 System		OPT	OPT*
Includes:			
• 2.5L DOHC 24-valve V-6 engine			
• Larger tires (P195 with GS Series; P205 with LS Series)			
• Performance-tuned steering and suspension			
• 100,000-mile scheduled tune-up†			
4-speed electronic automatic transaxle	OPT	OPT	OPT

EXTERIOR FEATURES			
Cab-forward design	STD	STD	STD
Flush halogen headlamps with side markers	STD	STD	STD
Semi-flush side glass	STD	STD	STD
Solar tint glass	STD	STD	STD
Body-color door handles, mirrors and moldings	STD	STD	STD
Low-liftover luggage compartment	STD	STD	STD
Bright chrome grille with center blackout	STD	STD	STD
Wraparound taillamps with integrated reflex	STD	STD	STD
Dual intermittent wipers	STD	STD	STD
Tethered fuel cap with fueling hook	STD	STD	STD
Dripless roof construction	STD	STD	STD
Extensive corrosion protection	STD	STD	STD
Dual power outside mirrors		STD	STD
Fog lamps			STD
Power antenna		OPT	STD
Rear decklid spoiler		OPT	OPT

SAFETY AND SECURITY FEATURES			
Dual air bag supplemental restraint system	STD	STD	STD
Height adjustable front outboard shoulder safety belts	STD	STD	STD
Seat-mounted front safety belt buckles	STD	STD	STD
Safety cell body structure	STD	STD	STD
Driver's safety belt grabber	STD	STD	STD
Windshield water management system	STD	STD	STD
Rear door child safety locks	STD	STD	STD
Brake/shift interlock (automatic only)	STD	STD	STD
5-mph bumpers front/rear	STD	STD	STD
Remote keyless entry system with panic button		OPT	OPT
4-wheel Anti-lock braking system (ABS)	OPT	OPT	OPT



SOUND SYSTEMS	MYSTIQUE	GS	LS
Electronic AM/FM stereo radio	STD	STD	
Electronic AM/FM stereo radio with cassette player	OPT	OPT	STD
Electronic AM/FM stereo radio with cassette player and Premium Sound System		OPT	OPT
High-level audio system with AM/FM stereo compact disc radio		OPT	OPT
Power antenna		OPT	STD

WHEELS AND TIRES		
P185/70R14 BSW tires with 14-inch deluxe wheel covers	STD	STD
P205/60R15 BSW tires with 15-inch machined alloy wheels		STD
P205/60R15 tires with 15-inch cast aluminum wheels	OPT	

Note: Included with the Duratec V-6 System, P195/65R14 tires on GS; P205/60R15 tires on LS

PREFERRED EQUIPMENT PACKAGES	
To make ordering easy we've grouped certain options together into the Preferred Equipment Packages listed below, and priced them to offer sticker price savings over ordering these items individually.**	

OPTIONAL SERIES	MYSTIQUE	GS	LS
	360A	371A 372A	381A
Rear defroster	OPT	•	STD
Electronic AM/FM stereo radio with cassette	OPT	•	STD
CFC-free air conditioner	OPT	•	•
Power door locks		•	•
Power windows		•	•
Light group		•	•
Speed control		•	•
Remote locking			•
Leather-wrapped steering wheel			•
Duratec V-6 System		•	•
Includes:			
• 2.5L DOHC 24-valve V-6 engine			
• Larger tires (P195 with GS Series; P205 with LS Series)			
• Performance-tuned steering and suspension			
• 100,000-mile scheduled tune-up interval†			

GS SPORT APPEARANCE PACKAGE	
Rear spoiler • 15-inch cast aluminum wheels • P205/60R15 tires	
GS SPREE PACKAGE	
15-inch alloy wheels • P205/60R15 tires • Unique interior trim • Fog lamps • Leather-wrapped steering wheel • Leather-wrapped shifter • "Spree" badging • Floor mats	

** Specific content is subject to change throughout model year. Consult your dealer for the most up-to-date information.

† Under normal driving conditions with routine fluid/filter changes.

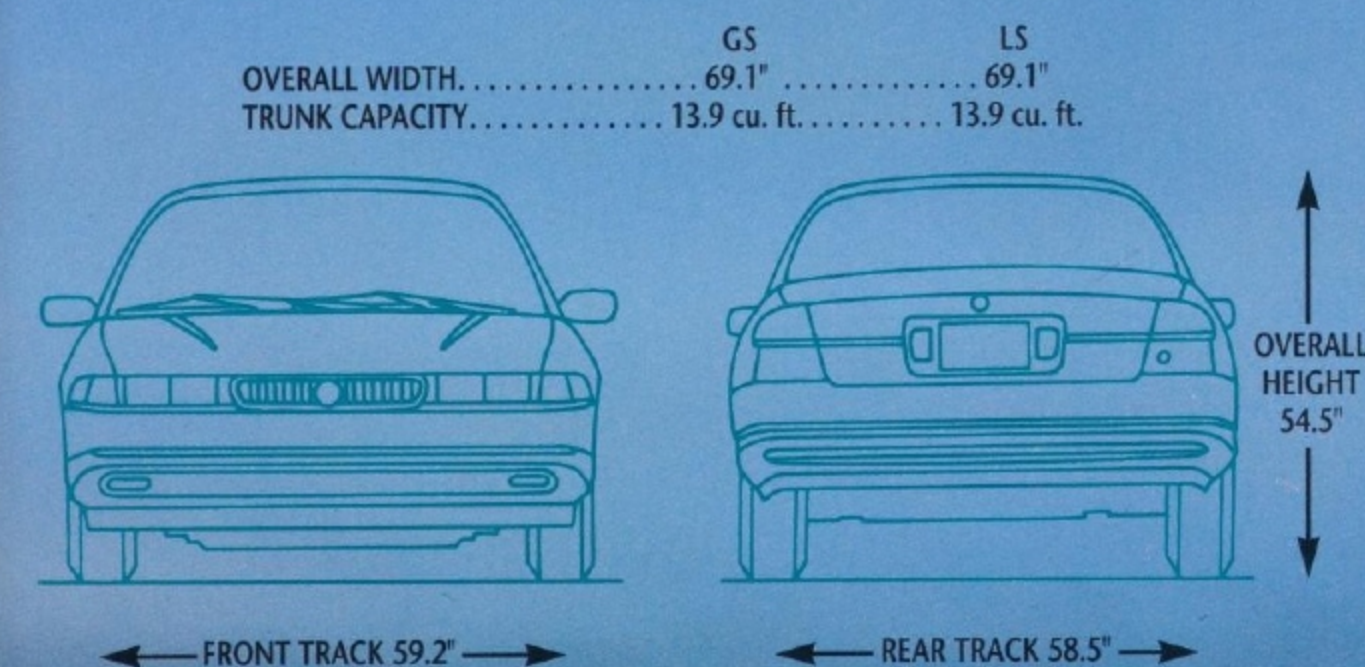
• Contained in PEP.

EPA Statement: 1997 EPA mileage estimates were unavailable when this brochure was printed. The 1997 Mercury Mystique, however, should post good mileage figures. Ask your Lincoln-Mercury dealer for the latest information.

Option Availability: Options shown or described in this brochure are available at extra cost and may be offered only in combination with other options or subject to additional ordering requirements or limitations.

STD = Standard; OPT = Optional Feature; DLR = Dealer-Installed Accessory

PRODUCT CHANGES	
Following publication of this brochure, certain changes in standard equipment, options, prices and the like, or product delays, may have occurred which would not be included in these pages. Your Mercury dealer is your best source for up-to-date information.	
Lincoln-Mercury Division reserves the right to change product specifications at any time without incurring obligations.	



The Mercury CommitmentSM



Tracer



Mystique



Sable



Cougar XR7



Grand Marquis



Villager



Mountaineer

IMAGINE A FULL LINE OF CARS FEATURING SOPHISTICATED STYLING AND QUALITY CRAFTSMANSHIP. IMAGINE AN AUTOMAKER WHO'S CONCERNED ABOUT EVERY ASPECT OF THE CARE YOU RECEIVE FROM YOUR DEALER. IMAGINE A COMPREHENSIVE PROGRAM DEDICATED TO YOUR TOTAL SATISFACTION. IT'S CALLED THE MERCURY COMMITMENT AND IT'S ONE OF THE EXTRA COMFORTS OF OWNING A MERCURY.

ROADSIDE ASSISTANCE.

THROUGHOUT THE THREE-YEAR/36,000-MILE WARRANTY PERIOD, YOU GET COMPLIMENTARY 24-HOUR, SEVEN-DAY-A-WEEK COVERAGE FOR TOWING, FUEL DELIVERY, JUMP-STARTS, TIRE CHANGING AND LOCK-OUT ASSISTANCE.

MERCURY VEHICLE WARRANTY.

AS PART OF THE MERCURY COMMITMENT, YOU RECEIVE THE MERCURY BUMPER TO BUMPER LIMITED WARRANTY, COVERING YOUR AUTOMOBILE FOR THREE YEARS OR 36,000 MILES WITH NO DEDUCTIBLE. YOU ALSO RECEIVE A CORROSION PROTECTION LIMITED WARRANTY PROVIDING COVERAGE FOR FIVE YEARS WITH UNLIMITED MILEAGE AND NO DEDUCTIBLE. ASK YOUR MERCURY DEALER FOR COMPLETE DETAILS AND A COPY OF THE LIMITED WARRANTIES.

SPECIAL DELIVERY PROCESS.

PRIOR TO DELIVERY, YOUR DEALER'S SERVICE DEPARTMENT THOROUGHLY PREPARES YOUR VEHICLE. AT DELIVERY, THE DEALERSHIP SALES STAFF PROVIDES A CUSTOMER DELIVERY MEETING, SERVICE DEPARTMENT TOUR, CHECKLIST REVIEW AND OTHER SERVICES.

MERCURY CUSTOMER ASSISTANCE CENTER.

IF YOU HAVE QUESTIONS ABOUT YOUR MERCURY VEHICLE OR THE MERCURY COMMITMENT, YOU'RE INVITED TO CONTACT YOUR SELLING DEALER. OR IF YOU WISH, FEEL FREE TO CALL OUR CUSTOMER ASSISTANCE CENTER AT 1-800-392-3673.

OWNER IDENTIFICATION CARD.


YOU'LL RECEIVE A MERCURY COMMITMENT ID CARD FOR YOUR WALLET. YOU'LL WANT TO KEEP IT HANDY BECAUSE IT INCLUDES THE MERCURY COMMITMENT HOTLINE NUMBERS FOR CUSTOMER SERVICE AND ROADSIDE ASSISTANCE.



Exterior colors



Black Clearcoat



Vibrant White Clearcoat



Dark Toreador Red




Moonlight Blue Clearcoat Metallic



Toreador Red Clearcoat Metallic



Champagne Clearcoat Metallic



Teal Clearcoat Metallic



Willow Green Frost Clearcoat Metallic



Pacific Green Clearcoat Metallic



Alpine Green (Spree and LS only)



Portofino Blue Clearcoat Metallic

Interior colors

Medium Graphite • Willow Green
• Opal Grey • Atlantis Blue • Pumice
• Dark Pumice (Spree only)



FORD CREDIT OFFERS A WIDE VARIETY OF FINANCING AND LEASING PROGRAMS TO QUALIFIED BUYERS THAT CAN BE ARRANGED RIGHT AT THE DEALERSHIP. ASK YOUR DEALER FOR THE FACTS ON THESE PROGRAMS, OR CALL FORD CREDIT CUSTOMER SERVICE AT 1-800-727-7000.



For more information via the Internet enter:
<http://www.Mercuryvehicles.com>



LITHO IN USA (450,000) 7-96 P-7383
Buckle up—together we can save lives.

Mercury
IMAGINE YOURSELF
IN A MERCURY



