


*the nineteen hundred and ninety eight*  
**RANGER**







# The New 1998 Ranger from Ford

*Saturday and Sunday are infinitely more important than the other days of the week.*

*That's because they're owned by you. You're free to go wherever you want.*

*Free to do whatever you want. That, coincidentally, is a Ranger specialty.*

*Sure, Ranger will haul the concrete and two-by-fours for the deck you're doing.*

*That's why we build it Ford tough. But it usually has its speedometer set on something a little more fun and action oriented. That's what makes it a Ranger.*

*Ranger is new for 1998. With a sporty style. With comfort and convenience enhancements. And improved hardware that lets it play harder than ever.*



# Whatever.

Go-anywhere, do-anything Ranger. It's better than ever.





## Feature highlights

- (1) New tow hooks assist in towing and in being pulled out of trouble (4x4 only)
- (2) New 2.5L I4 engine with increased engine size, horsepower and torque is standard on 4x2 (4x4 with 3.0L V6 shown)
- (3) Front crush zone helps absorb energy in the event of a frontal collision
- (4) New Pulse Vacuum Hublock (4x4) allows "shift on the fly" capability at just about any speed with smooth, virtually silent operation
- (5) New "A pillar" grab handles assist entering and leaving vehicle (XLT and Splash 4x4 only)
- (6) New Second Generation depowered standard driver/passenger air bags with manual passenger deactivation switch (always wear your safety belt and deactivate the passenger air bag when using a rear-facing child safety seat)
- (7) New power rack-and-pinion steering for precise cornering
- (8) New short/long arm suspension contributes to improved ride and cornering stability



## of the 1998 Ranger.

- (9) Standard rear-wheel ABS; available 4-wheel ABS
- (10) New larger Regular Cab - 3" deeper with additional interior space
- (11) New fully boxed front frame increases front torsional rigidity 370%
- (12) New seats have a sporty style and feature excellent comfort and lateral support
- (13) Side door intrusion beams add protection in the event of certain side impacts
- (14) Tie-downs in bed help secure cargo
- (15) Corrosion protection measures include stainless steel exhaust system and aluminum hood
- (16) Larger standard 4x2 tire for improved traction
- (17) New 4-pin towing harness standard for more convenient trailer electrical hook-up (XLT and Splash only)







G o y o u r o w n w a y i n R a n g e r 4 x 4

### Off-road appeal

*There's really nothing mysterious about the enjoyment of four wheeling. Traveling where the paved roads aren't, you feel a special kind of solitude, a satisfying separation from society that has nothing to do with loneliness. Those who find themselves attracted to this kind of freedom find a kindred spirit in Ranger 4x4.*

*It's a fresh and refreshing look at the world around you. It's an adventure in life.*



### Pulse Vacuum Hublocks for high-tech 4WD.

*The Ranger 4-wheel-drive system is described on page 16.*

*It provides superb operation in all kinds of weather conditions and on-the-fly shifting at just about any speed.*

*In addition to enhanced styling, Ranger 4x4s now include functional front and rear tow hooks as well as passenger assist handles.*



*Ranger XLT 4x4 Regular Cab Flareside in Bright Atlantic Blue Clearcoat Metallic with the optional Off-Road Package.*







*Ranger is engineered to take on the tough jobs.  
Long-wheelbase Regular Cab models provide a  
cargo bed that's 54.4" wide and 83.8" long.*

*R a n g e r 4 x 2*

**T h e t o u g h c o m p a c t p i c k u p t h a t c a n d o i t a l l .**

*When you come right down to it, there's really  
nothing quite as versatile as a pickup truck for  
those with a full agenda. Ford Ranger is a  
pickup with the power, the toughness and the  
versatility to handle everything from potted  
petunias to cinder blocks. It's ready to deal  
with just about any project you can dream up  
with attitude and style. If you rely on yourself,  
you can rely on your Ranger to get things done.*



**Ford Ranger is  
always ready and able.**

*Ranger XLT Regular Cab Flareside in  
Pacific Green Clearcoat Metallic.*



*Above: Ranger XLT  
Regular Cab Flareside  
in Black Clearcoat.*



*Ranger XLT SuperCab  
Styleside in two-tone  
Toreador Red Clearcoat  
Metallic/Light Prairie  
Tan Clearcoat Metallic.*



*Sporty Splash is every inch a Ranger. And that means it's the real deal. The "go to" truck. The vehicle you count on for weekday doings and weekend goings. It's your iron-clad contract as well as your escape clause. The truck you choose because nothing else quite measures up.*

## *R a n g e r   S p l a s h*

*R a n g e r   S p l a s h   m a k e s   t h e   r i g h t   k i n d   o f   w a v e s .*

### *D e a l e r - I n s t a l l e d   A c c e s s o r i e s*

*The stylish sport hood cover accessory helps protect the finish.*



*Help protect your Ranger from damage with this bedliner, which includes a protective tailgate panel.*



*Molded running boards make for a distinctive, retro, sporty look.*



*Add a light bar dealer accessory and add flair. (See your dealer for selection and availability.)*




**Add a Splash**  
of fun to your life.

*Ranger Splash Regular Cab in  
Autumn Orange Clearcoat Metallic.*



*Properly equipped, Ranger can tow trailers weighing up to 6,000 pounds. The new 4-pin trailer tow harness (standard with XLT and Splash) simplifies the trailer's electrical hook-up.*





Ranger Regular Cab models have been lengthened 3 inches, providing more seat travel and a greater degree of seat back recline. The longer cab also means more space for storage.

M o r e   t h a n   e v e r ,   d o   w h

a t e v e r   y o u   d o   i n   c o m f o r t .

Clockwise from left: The optional AM/FM stereo/single CD radio; standard 12-volt powerpoint; standard SuperCab (XLT/Splash only) rear cup holders.



### Enhanced interior

A comfortable ride should always be part of your trip. Ranger seats feature multi-position recliners and available manual lumbar support to better suit individual needs. The seats themselves track back farther for increased leg room. And the foam padding has been reconfigured for increased support. (Interior shown with optional equipment.)

**Standard 60/40 split bench**  
medium prairie tan  
SuperCab XLT

**Optional sport cloth buckets**  
medium prairie tan  
SuperCab XLT





*The Pulse Vacuum  
Hublock 4-wheel-drive  
system (4x4 models)  
allows "shifting on the fly"  
at just about any speed.  
Its operation is smooth  
and quiet, with virtually  
silent engagements and  
disengagements – a good  
example of how techno-  
logy works for Ranger.*


*S m o o t h ,   q u i e t   4 W D*

**R a n g e r   p o w e r**



#### POWERTRAIN AVAILABILITY BY TRIM MODEL

	Regular Cab 4x2			SuperCab 4x2		
	XL	XLT	Splash	XL	XLT	Splash
2.5L I4/5-Speed Manual	S	S	S	S	S	–
2.5L I4/4-Speed Automatic	O	O	O	–	–	–
3.0L V6/5-Speed Manual	O	O	O	O	O	S
3.0L V6/4-Speed Automatic	O	O	O	O	O	O
4.0L V6/5-Speed Manual	–	O	O	–	O	O
4.0L V6/5-Speed Automatic	–	O	O	–	O	O
	Regular Cab 4x4			SuperCab 4x4		
	XL	XLT	Splash	XL	XLT	Splash
3.0L V6/5-Speed Manual	S	S	S	S	S	S
3.0L V6/4-Speed Automatic	O	O	O	O	O	O
4.0L V6/5-Speed Manual	–	O	O	–	O	O
4.0L V6/5-Speed Automatic	–	O	O	–	O	O




*With a 6% increase in horsepower and an 8% increase in torque, Ranger's standard engine now displaces 2.5 liters. The 3.0L V6 gets a healthy 14% boost in torque. And the optional 4.0L V6, Ranger's most muscular powerplant, can be teamed with a 5-speed automatic transmission, a Ford exclusive in compact trucks. Having five forward speeds helps improve the vehicle's performance.*

**a n d   p e r f o r m a n c e .**

#### ENGINE SPECIFICATIONS

Engine	Displacement (liters/cubic inches)	Bore x Stroke	Compression Ratio	Horsepower (SAE net)	Torque, lbs./ft. (SAE net)
2.5-Liter SEFI I4	2.5/153	3.78 x 3.40	9.37:1	119 @ 5,000 rpm	146 @ 3,000 rpm
3.0-Liter SEFI V6	3.0/182	3.50 x 3.14	9.14:1	150 @ 5,000 rpm	185 @ 3,750 rpm
4.0-Liter SEFI V6	4.0/245	3.95 x 3.32	9.0:1	160 @ 4,200 rpm	225 @ 2,750 rpm



**Stiffer front frame**  
contributes to better  
ride and handling.

*The fully boxed front frame has achieved a 370% increase in torsional rigidity. It also means better fit and finish due to its precise welds.*



*Standard speed-sensitive  
wipers sweep more  
frequently as speed  
increases to improve  
windshield clearing.*




*Standard side door  
intrusion beams add  
protection in the event  
of certain side impacts.*

*Special crush zone helps  
absorb energy in the event  
of a frontal collision.*

## Ranger

## s a f e t y   a n d   s e c u r i t y .



*The available Remote Keyless Entry  
system includes an anti-theft system  
and two key-fob transmitters.*

*Second Generation depowered air bags on Ford  
vehicles are designed to further enhance protection  
for the driver and passenger (always wear your  
safety belt). To help protect an infant, a standard  
switch is provided to deactivate the passenger air  
bag when a rear-facing child safety seat is used.*

*p a s s e n g e r - s i d e   a i r   b a g  
s a f e t y   s w i t c h*



## ABS brakes mean controlled stops.

*Both the standard rear anti-lock braking system  
(ABS) and optional 4-wheel system (XLT, Splash)  
help provide steering control while braking under  
most conditions, even on wet or slippery surfaces.*







#### STYLESIDE MAXIMUM TRAILER WEIGHTS\*

Manual	Axle Ratio	GCWR Max.	Regular Cab		SuperCab	
			4x2	4x4	4x2	4x4
2.5L SEFI I4	3.73	4,800	1,580	—	1,380	—
3.0L SEFI V6	3.45	5,000	1,740	—	1,540	—
	3.73	6,000	2,700	2,380	2,500	2,220
4.0L SEFI V6	3.08	5,000	1,660	—	1,460	—
	3.27	6,000	—	2,000	—	2,000
	3.55	7,000	3,640	—	3,420	—
	3.73	7,000	—	3,340	—	3,180

\* See your dealer for trailer towing weights for Splash model and for Styleside models with the Splash sport suspension.

#### PAYLOAD PACKAGE SELECTOR\*

Regular Cab	Package No.	Payload	GVWR	Tires (Min.)
4x2 SWB	#1 Std.	1,260 lbs.	4,320 lbs.	P205/75R14SL
4x2 SWB	#2 Opt.	1,660 lbs.	4,740 lbs.	P205/75R14SL
4x2 LWB	#1 Std.	1,260 lbs.	4,360 lbs.	P205/75R14SL
4x2 LWB	#2 Opt.	1,660 lbs.	4,800 lbs.	P205/75R14SL
4x4 SWB	#1 Std.	1,260 lbs.	4,760 lbs.	P215/75R15SL
4x4 SWB	#2 Opt.	1,500 lbs.	4,980 lbs.	P215/75R15SL
4x4 LWB	#1 Std.	1,260 lbs.	4,820 lbs.	P215/75R15SL
4x4 LWB	#2 Opt.	1,500 lbs.	5,020 lbs.	P215/75R15SL
<b>SuperCab</b>				
4x2	#1 Std.	1,260 lbs.	4,540 lbs.	P205/75R14SL
4x2	#2 Opt.	1,620 lbs.	4,900 lbs.	P205/75R14SL
4x4	#1 Std.	1,260 lbs.	4,940 lbs.	P215/75R15SL
4x4	#2 Opt.	1,500 lbs.	5,120 lbs.	P215/75R15SL

\* Ranger Styleside model information provided. See your Ford Dealer for Splash model information. SWB = short wheelbase (112.0" Regular Cab). LWB = long wheelbase (118.0" Regular Cab). Payload is the maximum allowable weight of people, cargo, and body equipment and is reduced by the weight of optional equipment.

#### MEASUREMENTS (EXTERIOR/INTERIOR)

Wheelbase	Cab Length	Box Length (at Cargo Floor)	Box Width (maximum)
111.6" Regular Cab (SWB)	107.3"	71.8"	54.4"
117.5" Regular Cab (LWB 4x2)	107.3"	83.8"	54.4"
117.6" Regular Cab (LWB 4x4)	107.3"	83.8"	54.4"
125.7" SuperCab (4x2)	121.3"	71.8"	54.4"
125.9" SuperCab (4x4)	121.3"	71.8"	54.4"
Load Height at Cargo Floor (Empty)	Front Tread	Rear Tread	Axle Clearance
4x2/4x4	4x2/4x4	4x2/4x4	4x2/4x4
28.5"/31.3"	58.6"	57.3"	6.7"/7.4"
28.1"/31.3"	58.6"	57.3"	6.7"/7.4"
28.2"/31.0"	58.6"	57.3"	6.6"/7.4"
Cargo Compartment*	Regular Cab		SuperCab
Pickup box depth	16.5"		16.5"
Cargo volume — cu. ft. (no allowance for wheelhouses)			
Short wheelbase	37.3		—
Long wheelbase	43.4		37.3

\*Does not include Splash.

## The hard facts on Ford Ranger.

#### RANGER REGULAR CAB SPECIFICATIONS

	4x2	4x4
GVW Rating (max.)	4,800 lbs.	5,020 lbs.
Front suspension	Short/long arm with coil springs	Short/long arm with torsion bars
Shock absorbers	Gas-pressurized	HD gas-pressurized
Front stabilizer bar	Standard	Standard
Rear stabilizer bar	Optional*	Standard
Power brakes with rear anti-lock	Standard	Standard
Power brakes with 4-wheel anti-lock	Optional**	Optional**
4x4 front hubs	—	Pulse vacuum hublock automatic locking
4x4 transfer case	—	Select-drive electric shift
Fuel capacity	16.5 gals. (short wb) 20 gals. (long wb)	16.5 gals. (short wb) 20 gals. (long wb)
Steering	Power rack-and-pinion	Power rack-and-pinion

\*Included with Splash. \*\*XLT and Splash.


#### RANGER SUPERCAB SPECIFICATIONS

	4x2	4x4
GVW Rating (max.)	4,900 lbs.	5,120 lbs.
Front suspension	Short/long arm with coil springs	Short/long arm with torsion bars
Shock absorbers	Gas-pressurized	HD gas-pressurized
Front stabilizer bar	Standard	Standard
Rear stabilizer bar	Optional*	Standard
Power brakes with rear anti-lock	Standard	Standard
Power brakes with 4-wheel anti-lock	Optional**	Optional**
4x4 front hubs	—	Pulse vacuum hublock automatic locking
4x4 transfer case	—	Select-drive electric shift
Fuel capacity	19.5 gallons	19.5 gallons
Steering	Power rack-and-pinion	Power rack-and-pinion

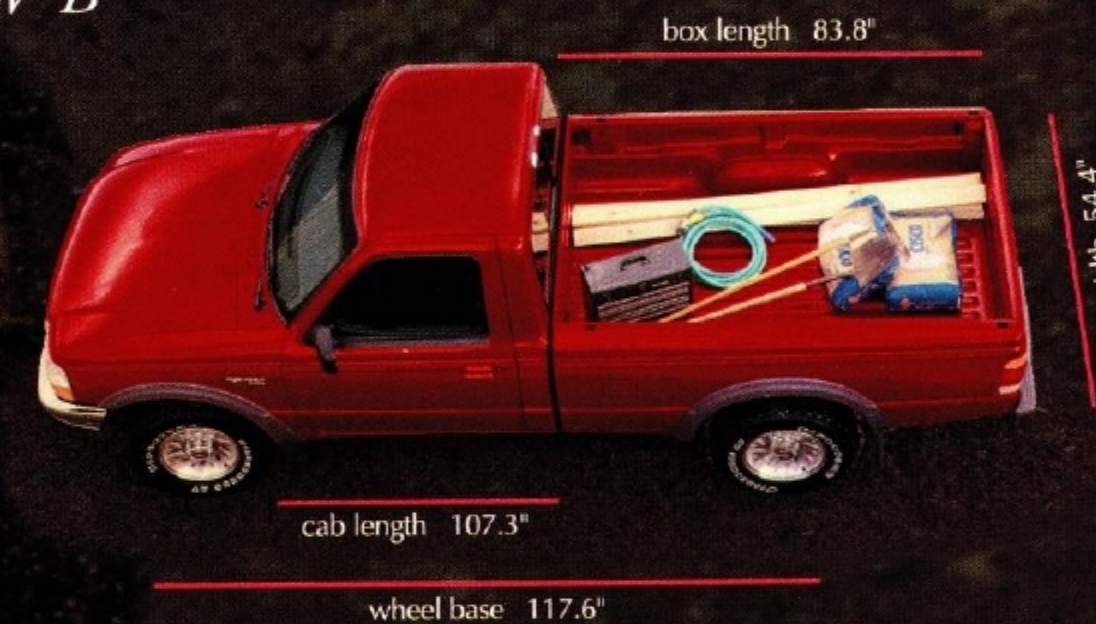
\*Included with Splash. \*\*XLT and Splash.

### dimensions


#### SWB



#### LWB



#### SuperCab



#### STYLESIDE MAXIMUM TRAILER WEIGHTS\*

Automatic	Axle Ratio	GCWR Max.	Regular Cab		SuperCab	
			4x2	4x4	4x2	4x4
2.5L SEFI I4	4.10	5,500	2,200	—	—	—
3.0L SEFI V6	3.45	7,000	3,660	—	—	—
	3.73	7,500	4,000	3,840	3,960	3,680
	4.10	8,000	—	4,340	—	4,180
4.0L SEFI V6	3.08	6,000	2,600	—	2,380	—
	3.27	7,500	—	3,800	—	3,640
	3.55	9,500	6,000	—	5,900	—
	3.73	9,500	—	5,800	—	5,640

\* See your dealer for trailer towing weights for Splash model.



## RANGER MAJOR EQUIPMENT SUMMARY

### GROUP FEATURES

	XL 861A	XLT 864A 867A*	Splash 866A
XLT Group: tape stripe; sliding rear window/privacy glass; deep-dish aluminum wheels	—	P	P
Luxury Group: air conditioning; speed control/tilt steering wheel; tachometer (standard with 4x4); remote keyless entry with anti-theft; power equipment group (power windows with driver's side "one touch down," power door locks, power mirrors); AM/FM stereo/single CD radio/digital clock	—	—	P
Splash Group: sliding rear window with privacy glass; power mirrors; bodyside protection moldings; AM/FM stereo/single CD radio/digital clock	—	—	P

### SEATING

Vinyl 60/40 split bench seat (Regular Cab)	S	—	—	—
60/40 cloth split bench seat with floor console	O(1)	S	S	S
Sport cloth bucket seats with floor console	—	—	O	O

### AUDIO SYSTEMS

Radio credit option — deletes standard AM radio(2)	S	—	—	—
AM/FM stereo/digital clock	O	S	S	S
AM/FM stereo/cassette/digital clock	O	P	—	—
AM/FM stereo/single CD radio/digital clock	—	O	P	P
80-watt Premium AM/FM stereo/cassette/single CD radio/RDS and digital clock	—	—	O	O
6-disc radio-controlled CD changer (dealer installed)(3)	—	—	O	O

### COMFORT/CONVENIENCE

Air conditioning	O	O	P	O
Power Equipment Group: power windows with driver's side "one touch down," power door locks and power mirrors	—	O	P	O
Speed control and tilt steering wheel	—	O	P	O
Leather-wrapped steering wheel	—	—	O	O
Sliding rear window with privacy glass	—	P	P	P
Power mirrors	—	O	P	S
Pivoting quarter windows with privacy glass (SuperCab)	—	O	O	O
Heater, engine block	O	O	O	O
License plate bracket	O	O	O	O

### SPECIAL PACKAGES

XLT Appearance Package (Styleside only): two-tone paint; single CD radio; 15" chrome wheels (4x2); P225/70R15 OWL all-season tires (4x2); tachometer (4x2); fog lamps (4x4)	—	O	O	—
Power Security Package: power windows; power door locks; power mirrors; Remote Keyless Entry	—	O	—	O
Flareside Plus Package: Flareside box; single CD radio; 15" chrome wheels (4x2); P225/70R15 OWL all-season tires (4x2); tachometer (4x2); fog lamps (4x4)	—	O	O	—
4x4 Off-Road Package: painted front and rear bumpers; painted grille; fog lamps P235/70R16SL OWL all-terrain tires; 16" polished aluminum wheels**; off-road shock absorbers; "4x4 Off-Road" decal; P235 BSW branded temporary spare tire; 15" argent steel spare wheel	—	O	O	—

### APPEARANCE/PROTECTION

Fog lamps (with V6 engine only)	—	O	O	—
Bodyside protection moldings	—	O	O	P
Deluxe two-tone paint	—	O	O	—
Flareside box	O	O	O	S

### PERFORMANCE/SECURITY

4-wheel anti-lock brakes	—	O	O	O
Remote Keyless Entry with anti-theft	—	O	P	O
Tachometer (standard on 4x4)	—	O	P	S
Limited-slip axle (for V6 engine)	O	O	O	O
Payload package #2	O	O	O	O

### TIRES AND WHEELS

P205/75R14SL BSW all-season — 4x2	S	S	S	—
P225/70R14SL OWL all-season — 4x2	O	P	P	—
P225/70R15SL OWL all-season — 4x2	—	O	O	—
P235/60R15SL BSW all-season — 4x2	—	—	—	S
P215/75R15SL OWL all-terrain — 4x4	S	S	S	—
P235/75R15SL OWL all-terrain — 4x4	O	P	P	S
P265/75R15SL OWL all-terrain — 4x4	—	O	O	—
Argent styled steel wheels with bright hub caps (14" 4x2 / 15" 4x4)	S	—	—	—
5-spoke full face steel wheels — 4x2 (14")	O	S	S	—
Full face steel wheels — 4x4 (15")	O	S	S	—
Deep-dish polished aluminum wheels** — 4x2 (14")	—	P	P	—
Deep-dish aluminum wheels — 4x4 (15")	—	P	P	S
Full face chrome wheels — 4x2 (15")	—	O	O	S

\* Features designated as "P" may not be deleted from the Preferred Equipment Package. (1) Standard with SuperCab. (2) Available with 2.5L engine only. (3) Requires 80-watt Premium AM/FM stereo/cassette/single CD radio. \*\*Late availability.

Note: Package content is subject to change. P = Included in package S = Standard O = Optional

## Features and Preferred equipment packages.

### MAJOR RANGER STANDARD FEATURES

#### Exterior

- Aero halogen headlamps
- Grille: painted (XL); chrome (XLT); color-keyed (Splash)
- Front bumper/rear step bumper: painted (XL); chrome (XLT); color-keyed (Splash); painted with 4x4 off-road package
- LH/RH black manual foldaway mirrors (RH convex); power, color-keyed mirrors on Splash
- Interval speed-sensitive windshield wipers
- Solar tinted glass
- Theft-resistant tailgate
- 4-pin trailer tow wiring harness (prep only with XL)
- Tow hooks: two front, one rear (4x4)
- Wheel lip moldings with integrated mud flaps (4x4 models except Splash and flareside box option)
- Mud flaps (4x2/4x4 Splash and Flareside box option)

#### Interior

- Second Generation depowered driver and passenger air bags to supplement the safety belts (with passenger air bag deactivation switch)
- Height-adjustable 3-point shoulder belts for outboard seating positions
- Fuel, temperature, oil pressure and voltmeter gauges; trip odometer
- Cargo box and map lights (XLT and Splash)
- Cargo area cover (XLT and Splash SuperCabs)
- Floor console with cup holder(s)
- A cigarette lighter and 12-volt power accessories outlet
- Tachometer (standard with 4x4 and Splash)
- Behind seat storage tray (XLT and Splash Regular Cab)
- Back panel storage tray with cup holders (XLT and Splash SuperCab)
- Floor covering: black vinyl with insulation (XL); color-keyed carpet (XLT, Splash)
- Jump seats, rear (SuperCab)

#### Ranger XL

##### 861A

- Rear step bumper
- Dual foldaway mirrors — right-hand convex
- Solar tinted glass
- Mud flaps
- Driver- and passenger-side air bag
- A cigarette lighter and 12-volt powerpoint
- Interval speed-sensitive windshield wipers
- Tachometer (4x4)
- Rear jump seats (SuperCab)

#### Ranger XLT

##### 864A

- All the contents of package 861A, plus:
- Deep-dish aluminum wheels
- Sliding rear window/privacy glass
- Tape stripe
- AM/FM stereo/cassette/digital clock
- P225/70R14SL OWL all-season tires (4x2)
- P235/75R15SL OWL all-terrain tires (4x4)

##### 867A (package items may not be deleted)

- All the contents of package 864A, plus:
- AM/FM stereo/single CD radio/digital clock (replaces cassette radio in 864A)
- Air conditioning
- Power mirrors
- Power windows
- Power door locks
- Speed control and tilt steering wheel
- Remote Keyless Entry with anti-theft
- Tachometer

#### Ranger Splash

##### 866A

- Sliding rear window with privacy glass
- Power mirrors
- Bodyside protection moldings
- Splash decal
- AM/FM stereo/single CD radio/digital clock





# Options, wheel styles and colors.




Optional fog lamps are not only functional, but they look great as well. They're included in the 4x4 off-road package.

Ranger speed control has a feature that lets you increase your speed in increments of one mile per hour.



The 80-watt Premium AM/FM stereo/cassette/single CD radio is one of four Ranger sound systems.

Power windows include a "one touch down" feature for the driver.



14" argent wheel with bright hub cap



14" 5-spoke full face steel



14" polished aluminum deep dish



15" full face chrome



## 4 x 2 Wheels

15" argent wheel with bright hub cap



15" full face steel



15" cast aluminum deep dish



16" 5-spoke polished aluminum\*



## 4 x 4 Wheels

\*Late availability.

### EXTERIOR PAINT AND TRIM COLORS

#### XL, XLT

##### Exterior Paint Colors

Light Prairie Tan Clearcoat Metallic
Bright Red Clearcoat
Toreador Red Clearcoat Metallic
Boysenberry Blue Clearcoat Metallic
Light Denim Blue Clearcoat Metallic
Bright Atlantic Blue Clearcoat Metallic
Deep Emerald Green Clearcoat Metallic
Pacific Green Clearcoat Metallic
Medium Platinum Clearcoat Metallic
Black Clearcoat
Oxford White Clearcoat

##### Interior Trim Colors

Denim Blue*	Willow Green*	Medium Graphite	Medium Prairie Tan

\*XLT only. Note: See your dealer for deluxe two-tone color combinations available for Ranger XLT Styleside. Also see your dealer about availability of colors for Ranger XL and XLT models with the Flareside box option.

#### Splash

##### Exterior Paint Colors

Autumn Orange Clearcoat Metallic
Toreador Red Clearcoat Metallic
Boysenberry Blue Clearcoat Metallic
Black Clearcoat

##### Interior Trim Colors

Medium Graphite	Medium Prairie Tan

### ROADSIDE ASSISTANCE PROGRAM

Every new Ford includes the assurance of a 24-hour emergency Roadside Assistance Program provided during the 3-year/36,000-mile bumper-to-bumper warranty. Ask your Ford Dealer for complete details on this program and for a copy of the limited warranty.

### PRODUCT CHANGES

Following publication of the catalog, certain changes in standard equipment or options, or product delays, may have occurred which would not be included in it. Ford reserves the right to change product specifications at any time without incurring obligations.







# 1998 RANGER

