



# 1999

## POLICE INTERCEPTOR & SPECIAL SERVICE VEHICLES





# 1999 Ford Crown Victoria Police Interceptor



## Crown Victoria Major Standard Features

- Airbags, Second Generation driver and right-front passenger
- Air conditioning, manual with positive shutoff registers
- Battery saver
- Carpet, 12.0-oz., color-keyed, floor
- Cupholders, dual, ashtray-mounted
- Defroster, rear window
- Fuel filler cap, tethered
- Fuel tank – 19 gal. (72 liters)
- Gauge cluster, voltmeter, oil pressure, water temperature, fuel level and trip odometer
- Glass – solar tinted, full
- Glove box, illuminated, large bin, lockable with dampened glove box door
- Ignition system, distributorless (coil on plug)
- Luggage compartment trim – full carpet
- Map lamp, header-mounted 21 C.P.
- Map pockets – integral front door
- Mirrors – exterior, black, foldaway, dual remote-control power
- Mirrors – interior, day/night, inside, rearview
- Power steering
- Radio, electronic AM/FM stereo including electronic digital clock (clock in dash on Natural Gas Vehicles)
- Safety belts, 3-point for front and rear outboard passengers, rear center lap belt (comfort adjustment on front seat shoulder belts)
- Tilt steering column, stalk controls for washer/wiper, hi/lo beams, turn signal and flash-to-pass
- Transmission, electronically controlled automatic overdrive with overdrive lockout
- Voltage regulator, electronic
- Wheel covers, full
- Wheels, heavy-duty steel, 16" x 7"
- Windows, power
- Windshield wipers, interval, dual-jet washers

## Crown Victoria Police Interceptor Features

- Alternator, 130-amp, heavy-duty w/unique drive pulley for improved charging system output at idle
- Axle ratio, rear 3.55:1 (2:73 axle ratio for Natural Gas Vehicles)
- Battery, extra heavy-duty, 78 amp-hr (750 CCA) with heat shield
- Conventional headliner without grab handles
- Cooling package, police level, with 8-blade plastic fan
- Decklid release located in center of instrument panel (gasoline-fueled vehicles only)
- Drive shaft and U-joints, heavy-duty (n/a Natural Gas Vehicles)
- Engine, unique gasoline, 4.6L V8 with police pursuit calibration including increased idle speed for improved charging system output and cooling
- Engine oil cooler (n/a Natural Gas Vehicles)
- Exhaust system, stainless steel, dual (n/a Natural Gas Vehicles)
- Frame and body mounts, heavy-duty
- Light, engine compartment
- Lock system, single key (all vehicles different)
- Power steering gear, unique, for improved road feel, with front-mounted oil cooler
- Seats, cloth bucket – manual reclining with anti-stab plate driver/passenger – excludes armrests
- Speedometer, electronic certified calibration in 2 mph increments, 0 to 140 mph
- Suspension, police, heavy-duty front and rear springs, shock absorbers and stabilizer bars
- Tires, P225/60R16-97V BSW, all-season speed-rated with conventional spare
- Transmission oil cooler, external, front-mounted
- Wheel covers – full (stainless steel/plastic composite with stainless steel retainers)
- Wiring, courtesy lamp
- Accessory feed wires:
  - one ignition feed (3 connectors, 30-amp fuse)
  - one direct feed (3 connectors, 50-amp fuse)

## Natural Gas Vehicle Features

- Axle ratio, 2.73:1
- Clock, electronic digital with dimming feature, instrument panel mounted
- Decklid release, remote on left door trim panel
- Engine, 4.6L V8 dedicated Natural Gas Vehicle engine:
  - 10:1 compression ratio
  - Fine-wire platinum, nickel-plated spark plugs
  - Premium valve seat materials
- Fast fuel fill (3 to 4 minutes)
- Fuel tanks, four (4) (usable fuel equivalent of 10 U.S. gallons of gasoline)
- Heavy-duty Natural Gas Vehicle cooling
- Radio – electronic AM/FM stereo
- Single exhaust system
- Steel driveshaft
- Trunk, deep-well, 14 cu. ft.

## Dimensions & Capacities

General	English	Metric
Wheelbase	114.7"	2913 mm
Overall length	212.0"	5384 mm
Overall height	56.8"	1443 mm
Overall width	78.2"	1986 mm
Tread: Front	63.4"	1610 mm
Rear	65.3"	1658 mm
Base model curb weight	3917 lbs.	1800 kg
Fuel tank capacity (gasoline)	19 gals.	72 liters
Natural Gas Vehicle – BTU content equivalent to 10 gallons of gasoline		
Front Seat	Head room	39.4" 1000 mm
	Shoulder room	60.8" 1544 mm
	Hip room	57.1" 1516 mm
	Leg room, max.	42.5" 1079 mm
Rear Seat	Head room	38.0" 970 mm
	Shoulder room	60.3" 1529 mm
	Hip room	59.0" 1499 mm
	Leg room, min.	39.6" 1003 mm
<b>Luggage Compartment</b>		
Luggage capacity:	Gasoline	20.6 cu. ft. 583.3 liters
	Natural Gas	14.0 cu. ft. 396.4 liters
Liftover height	26.6"	675 mm
EPA passenger volume index	111.4 cu ft.	3094.8 liters

## Regular Production Options

	Option Code
Anti-Lock Braking System	552
Courtesy Lamp Disable	478
Decklid Release on Door	618
Decklid Release on Instrument Panel	614
Electronic AM/FM Stereo/Cassette	58H
Floor Covering, Heavy-Duty Rubber	127
Floor Mats, Front Color-Keyed Carpet	12H
Floor Mats, Rear Color-Keyed Carpet	12Q
Hub Cap	64C
Lamp Pre-wire Group	476
License Plate Bracket	153
Limited Slip Differential	45F
Locking Gas Cap	18H
Moldings, Front Door Bodyside, Installed	96C
Power Driver's Seat	21A
Radio Suppression Package	53M
2-Way Radio Pre-wire	946
Speed Control	525
Spot Lamp Prep Package, Driver's Side	51B
Spot Lamp Prep Package, Dual	51Z
Spot Lamp, Driver's Side	51A
Spot Lamp, Dual	51Y
Street Appearance Group	60B
Two-Tone #1	952
Two-Tone #2	953
Two-Tone #3	955

## Color and Trim Selections

Interior Trim Type and Color Selector		Interior Trim Colors		
NOTE: First letter denotes type and second, color.		Dark Denim Blue	Medium Parchment*	Light Graphite
Cloth Front Buckets/Cloth Rear		HR	HH	H2
Cloth Front Buckets/Vinyl Rear		IR	IH	I2
Cloth Split Bench/Cloth Rear		PR	PH	P2
Vinyl Split Bench/Vinyl Rear		RR	RH	R2
Exterior Color	Code	Availability		
* Harvest Gold Clearcoat Metallic	B2		•	
Toreador Red Clearcoat Metallic	FL		•	•
Spruce Green Clearcoat Metallic	FS		•	•
Dark Green Satin Clearcoat Metallic	FU		•	•
* Deep Wedgewood Blue Clearcoat Metallic	LL	•		•
* Light Blue Clearcoat	M7	•		•
Medium Grey Clearcoat Metallic	TP	•		•
Silver Frost Clearcoat Metallic	TS	•		•
Black Clearcoat	UA	•	•	•
Vibrant White Clearcoat	WT	•	•	•
Police Only Colors				
Police Cream Yellow	B1		•	
Medium Brown Metallic	BU		•	
Dark Blue	LK	•		•
Royal Blue	LM	•		•
Light Blue Metallic	LN	•		•
Ultra Blue Clearcoat Metallic	MM	•		•
Light Grey	TM	•		•
Silver Grey Metallic	TN	•		•
Medium Titanium Clearcoat Metallic	YG			•

\* New for this model year. • = Available.

**WARNING:** Aftermarket police equipment (such as communications gear) must not be mounted in the airbag deployment zone. Vehicles equipped with bench seats may not have sufficient room to mount such equipment. Bucket seats may be required. See diagrams on page 7.

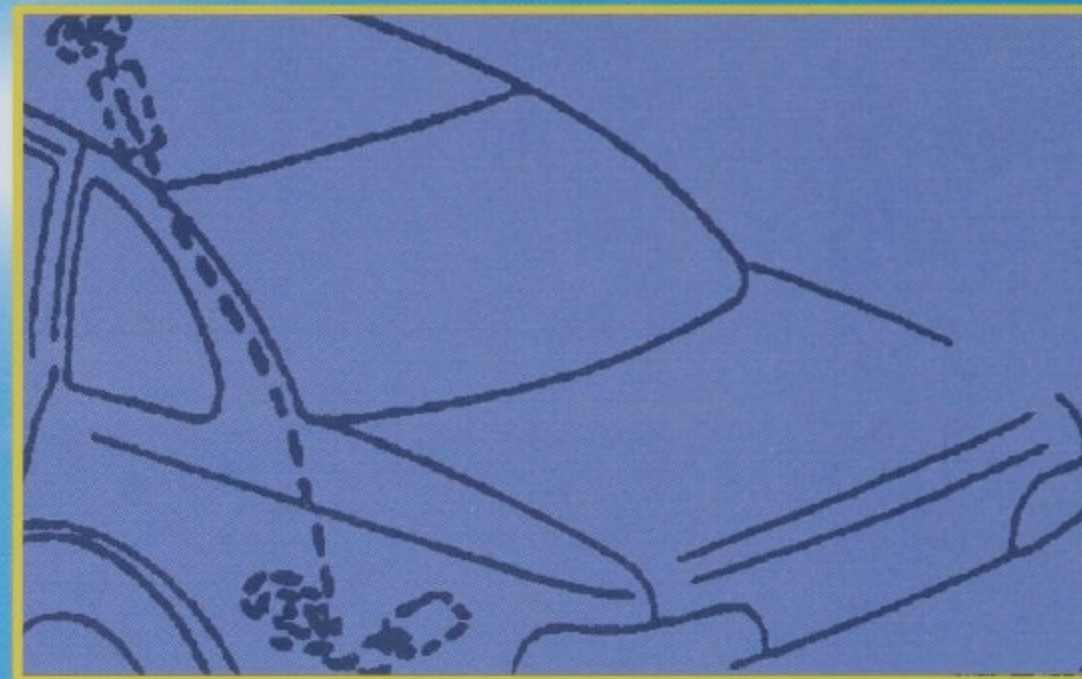
**NOTE:** Exterior colors are available in three different two-tone configurations (see page 6). Accent color can be any of the available exterior colors.



# CROWN VICTORIA POLICE INTERCEPTOR SPECIAL ORDER OPTIONS

**PRC/PRE — PRC — Radio Antenna Cable  
RG-58 A/U (Stranded)  
PRE — Radio Antenna Cable  
RG-58U (Solid)**

Does not include hole in the roof. Cable is routed from roof panel to luggage compartment. 18-in. is coiled under headlining 14-/15-in. forward of rear edge of roof panel on centerline and 8 feet coiled in trunk. This is sufficient length for connection on either side of trunk. Not available with Street Appearance Group (60B). (See illustration at right)



PRC/PRE — Radio Antenna Cable


**PCD — Silicon Hoses with Aircraft-type Clamps**  
Includes Aircraft-type Clamps (PCF). Not available with Natural Gas Engine (999).

**PCF — Aircraft-type Clamps for Heater and Radiator Hoses**

Included with Silicon Hoses (PCD). Not available with Natural Gas Engine (999).

**PW7 — Wiring Prep (Front)**

For connection of grille lamp, siren and speakers. Contains five circuits through the RH dash panel and coiled in engine compartment on RH side. One circuit to alternate flasher with two feeds for flashing lights and four circuits for customer connection — four #16 gauge wires with 6' coiled in both engine compartment and passenger compartment. (See illustration at right)



PW7 — Wiring Prep (Front)

**PW8 — Power Windows Controlled by Driver and Front Passenger**


Windows not operational from the rear seat.

**PR1 — Radio Delete**

Deletes standard electronic AM/FM stereo radio with clock. Speakers and antenna remain.

**PRS — Roof Reinforcement**

For police signal equipment. Reinforced lateral bow with reinforcement extending to header. Not available with Street Appearance Group (60B). (See illustration at right)



PRS — Roof Reinforcement



PLP — Rear Door Locks and Handles Inoperative



PW2 — Roof Wiring — Hole in Roof



PLN — Auxiliary Fuse Block

**PLP — Rear Door Locks and Handles Inoperative**  
Power door locks operation by driver or front passenger only. Rear door lock linkages and control knobs deleted. (See illustration at left)

**PWA — Roof Wiring — No Hole in Roof**  
Contains two #10 gauge, two #12 gauge and six #14 gauge wires with 56" looped above headliner and 48" coiled under carpet on passenger side. Routed behind dome lamp (3" to 5") and runs across vehicle from LH side rail to RH side rail above headliner and down RH "B" pillar, forward on RH side and coiled under RH carpet on toeboard. Not available with Street Appearance Group (60B).

**PW2 — Roof Wiring — Hole in Roof**  
Contains two #10 gauge, two #12 gauge and six #14 gauge wires. Hole is 1-1/8", located approximately 29" from front header on roof centerline; 24" of harness with grommet coiled and taped on roof exterior and 48" coiled on floor at RH kick panel. Not available with Street Appearance Group (60B). (See illustration at left)

**PWB — Horn/Siren Wiring**  
For customer connection to switch and equipment. Provides wiring for connection to horn button and horn relay, with 5-foot coiled at center of instrument panel. Wiring provided interrupts ground circuit of horn relay. No power provided.


**FLG — Keyed-Alike Lock Sets**  
Allows one key to access ignition, doors and trunk. Call the Special Order Department at:  
1-800-34-FLEET (U.S.A.) or 1-800-668-5515 (Canada) to cross-reference specific key codes.

**PLN — Auxiliary Fuse Block**  
Three circuits direct battery feed and three circuits ignition controlled. Circuits located RH side under instrument panel. These circuits are connected to RPO police accessory feed wires and contain:  
— Three fuse holders, direct battery feed from 50-amp. maxi fuse.  
— Three fuse holders, ignition controlled from 30-amp maxi fuse.  
(Fuses are not included.) (See illustration at left)




# CROWN VICTORIA POLICE INTERCEPTOR REGULAR PRODUCTION OPTION TWO-TONES

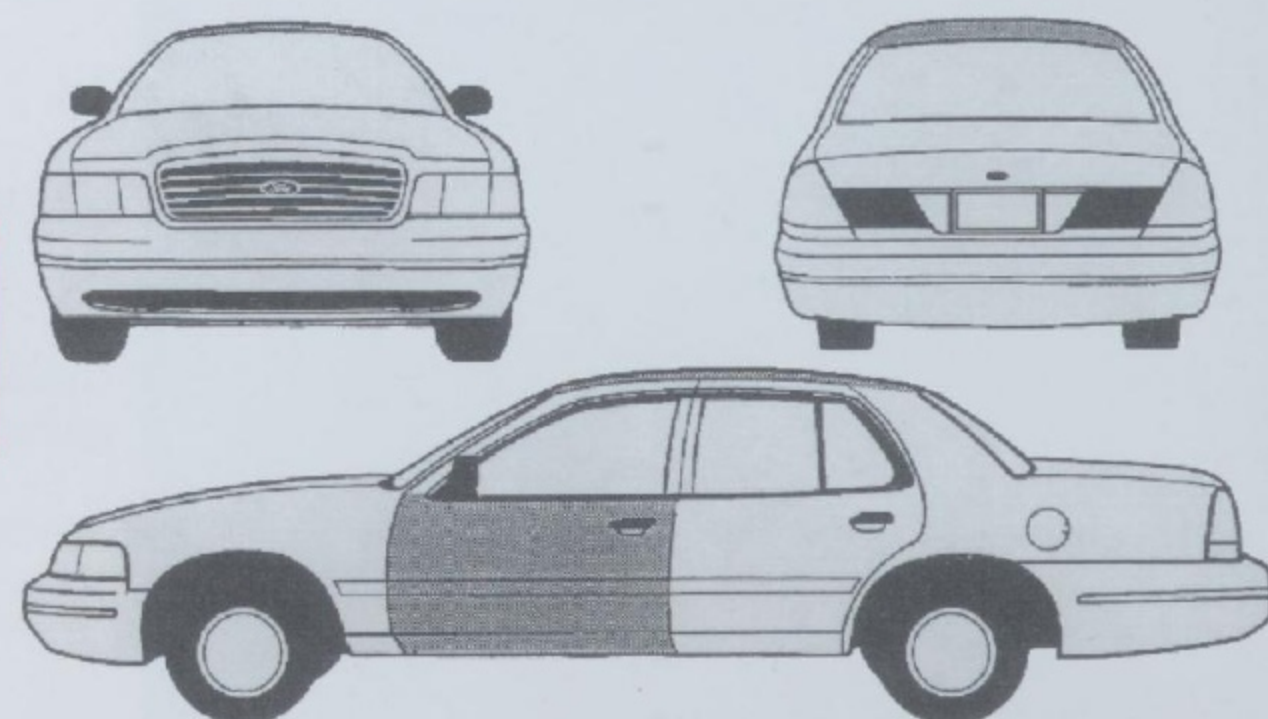
OPTION  
**952**



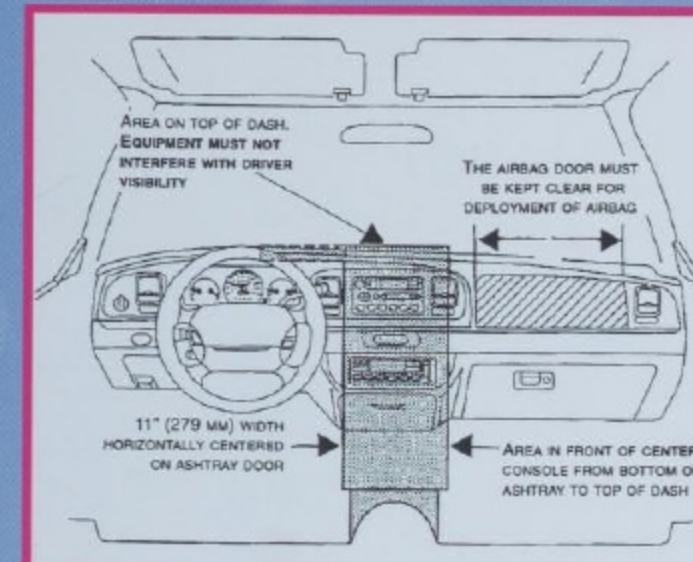
OPTION  
**953**



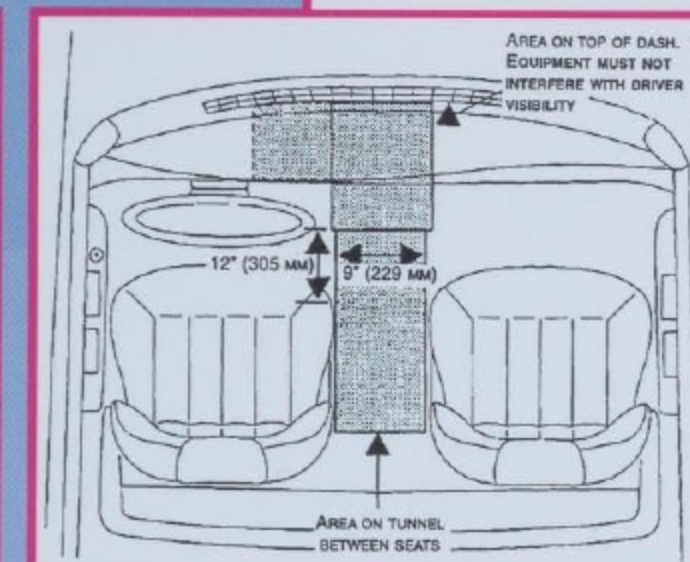
OPTION  
**955**



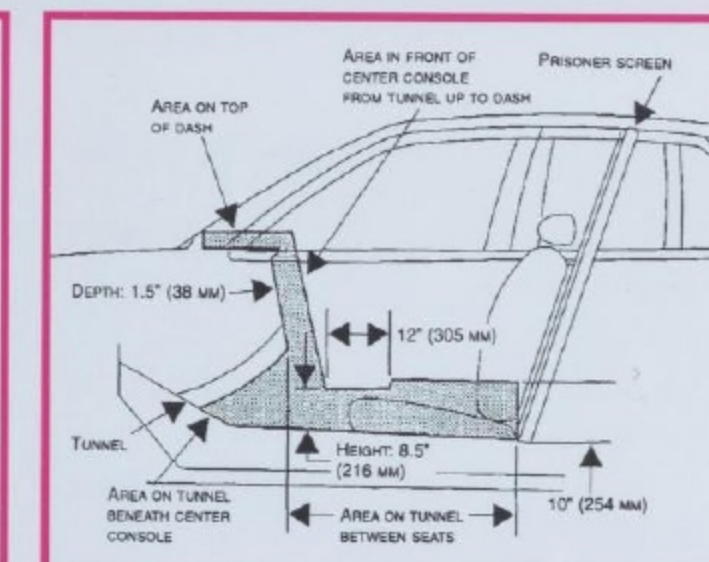
## INTERIOR POLICE EQUIPMENT MOUNTING DIAGRAMS



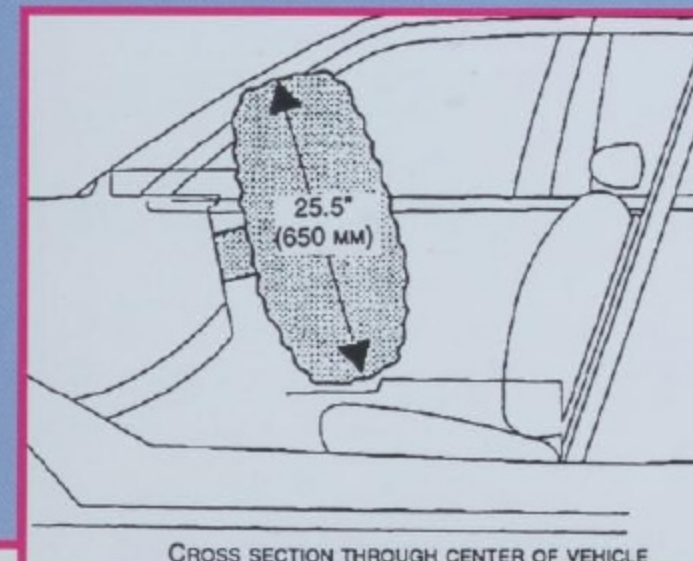
**Figure 1** The dark shaded areas in Figures 1-3 represent available police equipment mounting zones for Crown Victoria. These zones are shown for police vehicles equipped with standard bucket seats – the recommended choice for vehicles requiring maximum available space for police equipment mounting.



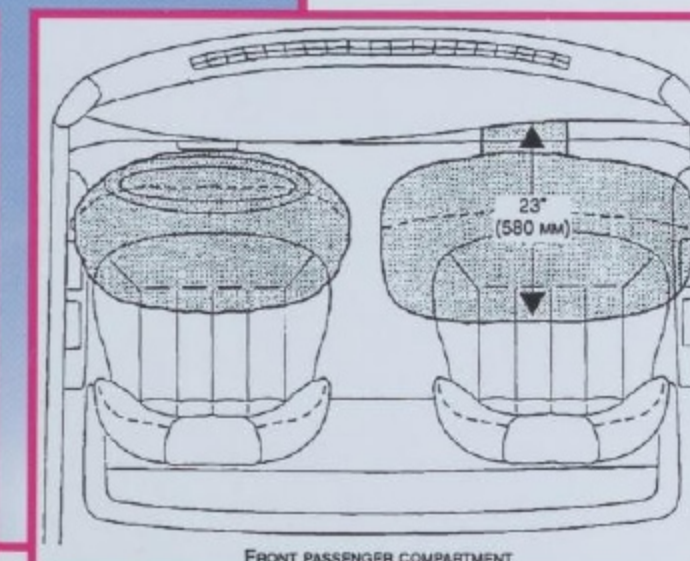
**Figure 2** Crown Victoria available police equipment mounting zone.



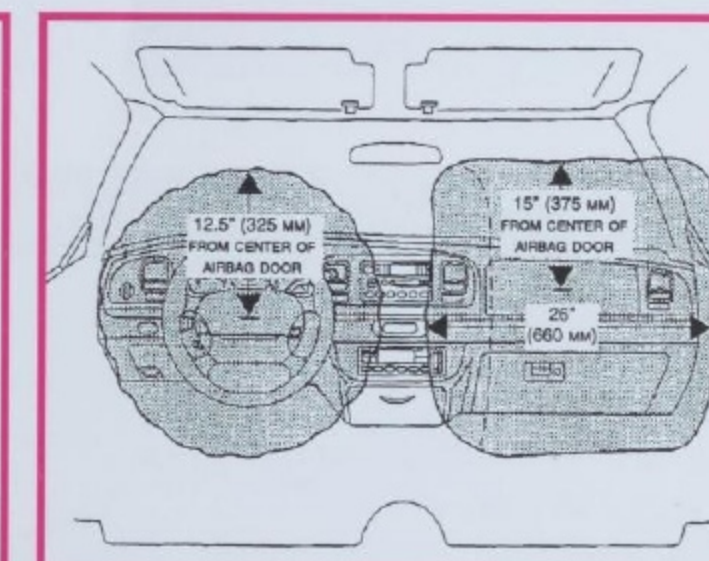
**Figure 3** Crown Victoria available police equipment mounting zone.



**Figure 4** Crown Victoria passenger airbag height at full inflation. The dimensions in Figures 4-6 are somewhat flexible and represent "free form" deployments with empty seats.



**Figure 5** Crown Victoria passenger airbag depth.



**Figure 6** Crown Victoria airbags.



# 1999 Ford Explorer Special Service Vehicle



**EXPLORER IS NOT DESIGNED OR INTENDED TO BE USED AS A PURSUIT VEHICLE.**

## MAJOR STANDARD FEATURES (XL Trim)

- B-pillar blackout treatment
- Platinum front and rear bumpers (w/trailer tow) with rub strip (3500-lb. capacity)
- Solar tinted windshield and front door windows
- Bright grille with painted insert
- One-piece liftgate, hinged at top, with flip-open rear window
- LH/RH sail-mounted mirrors (manual)
- Full-face steel wheels (15-inch)
- Speed-sensitive dual intermittent wipers
- Rear window wiper/washer/defroster
- Second Generation front driver and passenger airbags
- Manual air conditioning
- Full-length color-keyed carpeting
- Illuminated entry
- Load floor tie-down hooks (4)
- Large-bezel electronic AM/FM stereo cassette with clock
- Vinyl front bucket seats, rear split/folding seat with head restraints and console
- Headlamps-on, key-in-ignition and safety belt warning chimes
- 4.0L EFI OHV V6 engine
- 5-speed automatic overdrive transmission
- 72-amp./hr. maintenance-free battery
- Power four-wheel disc brakes with anti-lock feature
- 21-gallon (79.4-liter) fuel tank capacity
- SecuriLock™ passive anti-theft system
- Power rack-and-pinion steering
- Super engine cooling
- P225/70R15SL BSW A/S tires

## REGULAR PRODUCTION OPTIONS

	<u>Option Code</u>		<u>Option Code</u>
4.0L SOHC V6/5-Speed Automatic OD	<b>99E/44D</b>	Convenience Group	<b>55G</b>
Deep-Dish Cast Aluminum Wheels	<b>649</b>	Electronic AM/FM Stereo/Clock/Cassette/CD	<b>58K</b>
Front Side Airbags	<b>21A</b>	Engine Block Heater	<b>41H</b>
Cloth 60/40 Split Bench Seat	<b>M</b>	License Plate Bracket	<b>153</b>
Unique Cloth Captain's Chairs	<b>J</b>	Trailer Towing Prep Package	<b>534</b>
Cloth Sport Bucket Seats	<b>G</b>	Skid Plates	<b>87K</b>
XL Appearance Group	<b>86D</b>		

## DIMENSIONS & CAPACITIES

General (4-Door)	English	Metric
Wheelbase	111.6"	2835 mm
Overall length	190.7"	4844 mm
Overall height (empty)	67.5" a/	1714 mm
Overall width	70.2"	1783 mm
Tread: Front	58.5"	1486 mm
Rear	58.5"	1486 mm
Front Seat: Head room	39.9"	1013 mm
Leg room, maximum	42.4"	1077 mm
Shoulder room	56.7"	1440 mm
Hip room	51.9"	1318 mm
Rear Seat: Head room	39.3"	998 mm
Leg room, minimum	36.8"	935 mm
Shoulder room	56.8"	1443 mm
Hip room	51.9"	1318 mm
Cargo Area	Cubic Feet	Liters
Cargo Volume - rear seat down	81.0	2294
rear seat up	43.5	1232

a/ 4x2; 65.4" (1661 mm) on 4x4

## SPECIAL SERVICE PACKAGE

	<u>DSO Order Code</u>
4.0L SOHC V6 engine	RPA
Battery: heavy-duty 78 amp.-hr.	
Radio noise suppression	
Roof wiring prep package	
Severe-duty service manual	
Map lamp (21 CP)	
Courtesy lamp switches inoperative	
Interior Trim - Medium Graphite	

## EXPLORER COLOR AND TRIM SELECTIONS

<u>INTERIOR TRIM TYPE AND COLOR SELECTOR</u>		<u>INTERIOR TRIM COLOR</u>
<b>NOTE: First letter denotes type and second, color.</b>		<b>Medium Graphite</b>
Vinyl Buckets		A2
Cloth Sport Buckets		G2
Cloth Captain's Chairs		J2
Cloth 60/40 Split Bench with Stowage Bin		M2
<u>EXTERIOR TRIM COLORS</u>	<u>CODE</u>	<u>AVAILABILITY</u>
Toreador Red Clearcoat Metallic	FL	•
* Deep Wedgewood Blue Clearcoat Metallic	LL	•
* Tropic Green Clearcoat Metallic	SU	•
Black Clearcoat	UA	•
Oxford White Clearcoat	YZ	•

\* New for this model year. • = Available.



# 1999 FORD EXPEDITION SPECIAL SERVICE VEHICLE



**EXPEDITION IS NOT DESIGNED OR INTENDED TO BE USED AS A PURSUIT VEHICLE.**

## MAJOR STANDARD FEATURES

- Chrome front and rear step bumpers (4,000-lb. towing rating)
- Solar tinted glass
- Fixed glass quarter windows
- Dual power fold-away mirrors
- Color-keyed moldings with bright insert
- 16" styled steel wheels
- P255/70Rx16 BSW all-season tires
- Front speed-sensitive intermittent wipers
- Air conditioning, manual control
- Driver and front passenger airbags, Second Generation
- Color-keyed carpet
- Cargo area tie-downs
- Carpet front and rear floor mats
- Keyless entry keypad
- Power door locks
- Power side windows
- Premium AM/FM stereo radio with cassette
- Remote keyless entry
- 40/60 power driver split bench seat with manual driver lumbar
- SecuriLock™ passive anti-theft system
- Tilt steering wheel
- 72-amp./hr. maintenance-free battery
- Power four-wheel disc brakes with anti-lock feature
- 4.6L SEFI SOHC V8 engine
- 26-gallon (98-liter) fuel tank capacity (4x2); 30-gallon (113-liter) fuel tank capacity (4x4)
- Four-speed automatic overdrive transmission

## REGULAR PRODUCTION OPTIONS

Option Code	Option Code
5.4L SOHC V8/4-Speed Auto O/D	99L/44E
P255/70Rx16 OWL All-Terrain Tires	T65
P265/70Rx17 OWL All-Terrain Tires (4x4)	T5N
Wheels, Styled Steel Chromed (17") (4x4)	64B
Captain's Chairs, Cloth w/Floor Console	F
Captain's Chairs, Leather Seating Surfaces w/Floor Console	1
3rd-Row Bench Seat	875
CD Changer (6-Disc)	91P
Axle, Limited-Slip Rear	
Class III Trailer Towing Group	535
Fog Lamps	595
Four-Corner Load-Leveling Suspension (4x4)	68P
Heater, Engine Block (standard in Canada)	41H
License Plate Bracket	153
Mirrors, Heated	54H
Power Adjustable Pedals	17P
Running Boards, Illuminated	186
Skid Plate Package (4x4)	413
Tow Hooks (4x4)	53T

## DIMENSIONS & CAPACITIES

General	English	Metric
Wheelbase	119.1"	3025 mm
Overall length	204.6"	5197 mm
Overall height (empty)	74.3" a/	1887 mm
Overall width	78.6"	1996 mm
Tread: Front	65.4"	1661 mm
Rear	65.5"	1664 mm
Front Seat: Head room	39.8"	1011 mm
Shoulder room	63.9"	1623 mm
Hip room	61.5"	1562 mm
Leg room, max.	40.9"	1039 mm
Rear Seat (Second Row): Head room	39.8"	1011 mm
Shoulder room	64.4"	1636 mm
Hip room	62.3"	1582 mm
Leg room, max.	38.9"	988 mm
Third Row/Cargo Area	Cubic Feet	Liters
Cargo Volume - third-row bench removed; 2nd-row bench folded	118.3	3350.3
Cargo Volume - 3rd-row bench removed	62.5	1770.0

a/ 4x2: 76.6" (194.6 cm) on 4x4

## FLEET SPECIAL PACKAGE FEATURES (ORDER CODE S2)

- Vinyl Bucket Seats in Medium Graphite w/driver manual lumbar
- Second-Row Vinyl Bench w/o armrest/cupholder
- Vinyl Floor Covering
- Vinyl Visors w/o Auxiliary Visors
- Deletes Floor Mats
- Painted Front and Rear Bumpers
- Deletes Remote Keyless Entry (Key Fobs) and Illuminated Entry
- Black Painted Mirrors
- Black Painted Door Handles
- Black Painted Door Moldings

## EXPEDITION COLOR AND TRIM SELECTIONS

INTERIOR TRIM TYPE AND COLOR SELECTOR		INTERIOR TRIM COLOR
NOTE: First letter denotes type and second, color.		Medium Graphite
Vinyl Buckets		S2
EXTERIOR TRIM COLORS	CODE	AVAILABILITY
* Tropic Green Clearcoat Metallic	SU	•
Black Clearcoat	UA	•
Silver Clearcoat Metallic	YN	•
Oxford White Clearcoat	YZ	•

\* New for this model year. • = Available.





#### BUMPER-TO-BUMPER COVERAGE

The 36-month/36,000-mile bumper-to-bumper coverage of Ford's New Vehicle Limited Warranty covers the complete vehicle (except tires, battery, service adjustments and other items covered under separate provisions) against defects in factory-supplied materials or workmanship. For complete information and a copy of the warranty, see your Ford Dealer.

#### EXTENDED SERVICE PLANS

Optional Ford Extended Service Plans can cover major components on new Ford cars and light trucks for longer than the vehicle's basic warranty. Your Ford Dealer has full details.

#### MUNICIPAL LEASE/PURCHASE FINANCING

Municipal Lease/Purchase Financing is available to state and local governments. For details, call Ford Municipal Leasing, toll-free, at 1-800-241-4199. (Not available in Canada.)

#### SPECIFY GENUINE FORD COLLISION REPAIR PARTS

Genuine Ford sheet metal and plastic replacement collision parts, such as hood, doors, fenders and bumper components, are the right choice – and for all the right reasons.

Genuine Ford parts are equal to original parts in fit, finish and structural integrity. Ford parts are the same as those used on new vehicles which are certified to meet Federal Motor Vehicle Safety Standards. And all Ford sheet metal parts are covered by the exclusive Ford Lifelong Sheet Metal Guarantee.

Ask your dealer to see a copy of this limited warranty. Don't settle for imitations. Ask your insurer to authorize genuine Ford collision parts.

#### OPTIONS AVAILABILITY

Options shown or described in this catalog are available at extra cost and may be offered only in combination with other options or subject to additional ordering requirements or limitations.

#### PRODUCT CHANGES

Following publication of this catalog, certain changes in standard equipment, options, prices and the like, or product delays, may have occurred which would not be included. Your Ford Dealer is your best source for up-to-date information.

Ford Division and Ford of Canada, Ltd., reserve the right to change product specifications at any time without incurring obligations.

**For more information on the Dedicated Natural Gas Crown Victoria, please call 1-800-ALT-FUEL. For any other information, call 1-800-34-FLEET (U.S.) or 1-800-668-5515 (Canada).**



North American Fleet Operations

*"The Ford Fleet Difference"*