

# RANGER

1999 Edition 1





# GO ANYWHERE...

BUILT  
Ford  
TOUGH





The Ford Ranger is Built Ford Tough. Rugged and dependable enough to go anywhere and do anything, you can rely on this muscular workhorse to get the job done. You can also take confidence from Ford's worldwide pick-up heritage. The expertise we've gained from over 80 years of building tough pick-ups means that the Ford Ranger won't let you down.

This hard-working pick-up is structurally solid – it's built around an incredibly strong and rigid chassis. And from the outside, it's as stylish as it is strong – everything about the Ford Ranger says 'no-nonsense professional'. Get in and you'll find a comfortable, practical working environment.

Ford understands that choosing the right commercial vehicle for you is essential. That's why the Ford Ranger is available in two- and four-wheel drive; with diesel and turbo diesel engines; and in Regular, Super and Double Cab bodystyles.

Whatever and wherever the job, when you need to get it done, get into the Ford Ranger.



# ...DO ANYTHING.



Vehicle shown is the Ford Ranger 4x4 Regular Cab in optional Ocean Blue metallic body colour with Ford accessories: 15 inch alloy wheels, polished stainless steel side steps and polished stainless steel sports bar.

**FORD RANGER • TOUGH ENOUGH TO TAKE IT.**



# VERSATILITY AND FREEDOM.



Vehicle shown is the Ford Ranger Double Cab in optional Forest Green metallic body colour with Ford accessories: 15 inch alloy wheels and polished stainless steel side steps.



In addition to pulling its weight throughout your working day, the Ford Ranger's versatility makes it the ideal vehicle for all kinds of leisure uses. Its choice of engines, with muscular torque, on-road and off-road capabilities, smart styling and comfortable interior, make sure it can work hard and play hard.

**FORD RANGER • TOUGH ENOUGH TO TAKE IT.**



# RUGGED PROFESSIONAL.



Vehicle shown is the Ford Ranger 4x2 Regular Cab in Canyon Red body colour.



The Ford Ranger is a tireless workhorse you can trust to get the job done. It has the payload to make light work of the heaviest loads, so however tough the task, this rugged professional is tough enough to take it.

**FORD RANGER • TOUGH ENOUGH TO TAKE IT.**



# BUILT FORD TOUGH.



Fit-for-purpose toughness and build quality are major factors in the Ford Ranger's 'go anywhere, do anything' dependability. Its rugged, well-engineered chassis incorporates an overlapped, cross-braced ladder frame. This results in high rigidity which contributes to outstanding ride, handling, durability and load-bearing characteristics.

Whether you specify the 2.5 diesel or 2.5 turbo diesel unit, you'll find that Ford Ranger's engine gives it the power to perform in all kinds of conditions. You'll also appreciate the combination of excellent performance and the lowest possible running and maintenance costs.



*The Ford Ranger 4x2 Super Cab in Canyon Red body colour with Ford accessories: tonneau cover, bedliner.*

*Vehicle shown is the Ford Ranger 4x4 Regular Cab in optional Ocean Blue metallic body colour with Ford accessories: 15 inch alloy wheels.*

## FORD RANGER • TOUGH ENOUGH TO TAKE IT.



# WORK AND LEISURE CHOICE.



## REGULAR CAB

The Ford Ranger Regular Cab maximises comfort, attractiveness and roominess with the feeling and look of a well-appointed car. Supportive front seats with smart, hard-wearing cloth trim also play a vital role in making this the ideal working environment.



The Ford Ranger is available in a range of bodystyles and seating configurations. It's all about choice – choosing the right vehicle for your work and leisure needs. Whether your priority is hard-working payload with 4x4 capability, or passenger-carrying versatility, there's a Ford Ranger that's right for you.

The interior has been thoughtfully designed, with your working day in mind. A high seating position aids all-round vision and safety at work – particularly through making the front corners easily visible and helping the driver to judge the vehicle's overall width. Generous interior measurements provide an air of spaciousness, and generous storage facilities ensure a comfortable, practical working environment.



*A stylish, driver-orientated fascia is common to all Ford Ranger models. Its car-like instrumentation, controls and 2006R AM/FM stereo radio/cassette audio system form an integral part of the vehicle's outstanding interior package.*



## SUPER CAB

The Ford Ranger Super Cab features comfortable, supportive, fully reclining front seats as part of its outstanding interior package. There is easy access to the handy rear jump seats which, when folded back, allow for extra load-carrying capacity whenever it's needed.



## DOUBLE CAB

The Ford Ranger Double Cab combines Ford Ranger's tough working qualities with outstanding comfort, roominess and passenger-carrying capability. Its supportive, car-like front seats are supplemented by the provision of a functional rear bench seat, suitable for three passengers, which is accessed through the rear doors. The rear seat is fitted with two head restraints and seat belts (including centre lap belt).



**FORD RANGER • TOUGH ENOUGH TO TAKE IT.**



FORD RANGER SPECIFICATIONS

MODEL AVAILABILITY AND WEIGHTS & LOADS

	Payload †	Gross vehicle mass (kg)	Kerbweight (kg) ♦	Rear axle ratio	Max. GTM (kg)
Regular Cab					
2.5 Diesel 4x2	1085	2650	1490	4.10	4650
2.5 Diesel 4x4	1090	2805	1640	4.77	5005
Super Cab					
2.5 Diesel 4x2	1120	2715	1520	4.10	4715
Double Cab					
2.5 Turbo Diesel 4x4	993	2825	1757	4.44	5025

Key:  
† Payload = Gross vehicle mass, less kerbweight, less allowance of 75 kg for driver.  
GVM – Gross vehicle mass. The total permissible all-up weight of a rigid vehicle – i.e. with body, payload, ancillaries, fuel, oil, water, driver and crew.  
♦ Kerbweight – The weight of the complete vehicle and all equipment including fuel and water, but without the payload, driver or any crew. All kerbweights quoted are subject to manufacturing tolerances and are for vehicles with minimum equipment.  
GTM – Gross train mass. The total permissible all-up weight of a rigid vehicle (see GVM) together with its trailer and load.

MAXIMUM GROSS TRAILER CAPACITIES

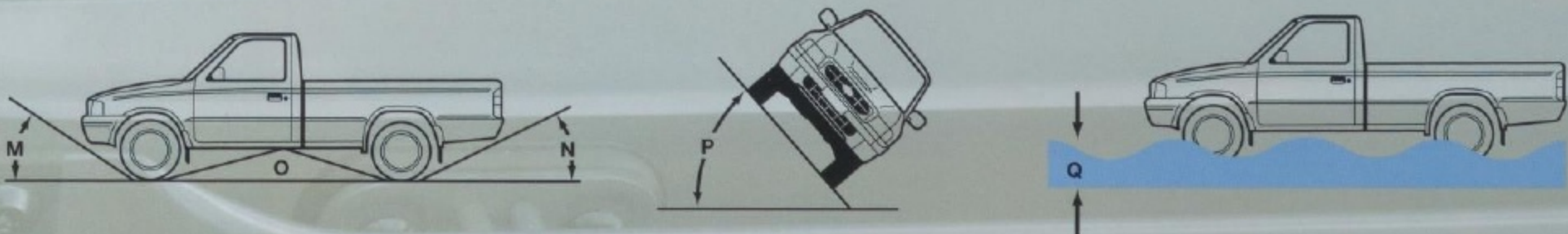
Regular and Super Cab 4x2	Unbraked 500 kg Braked 2000 kg
Regular and Double Cab 4x4	Unbraked 500 kg Braked 2200 kg

Towing is subject to Commercial Vehicle Regulations.  
Consult a Ford Transit Specialist Dealer for details.  
The GTM weight of the above vehicles exceeds 3.5 tonnes and in certain circumstances a tachograph may be required when towing.

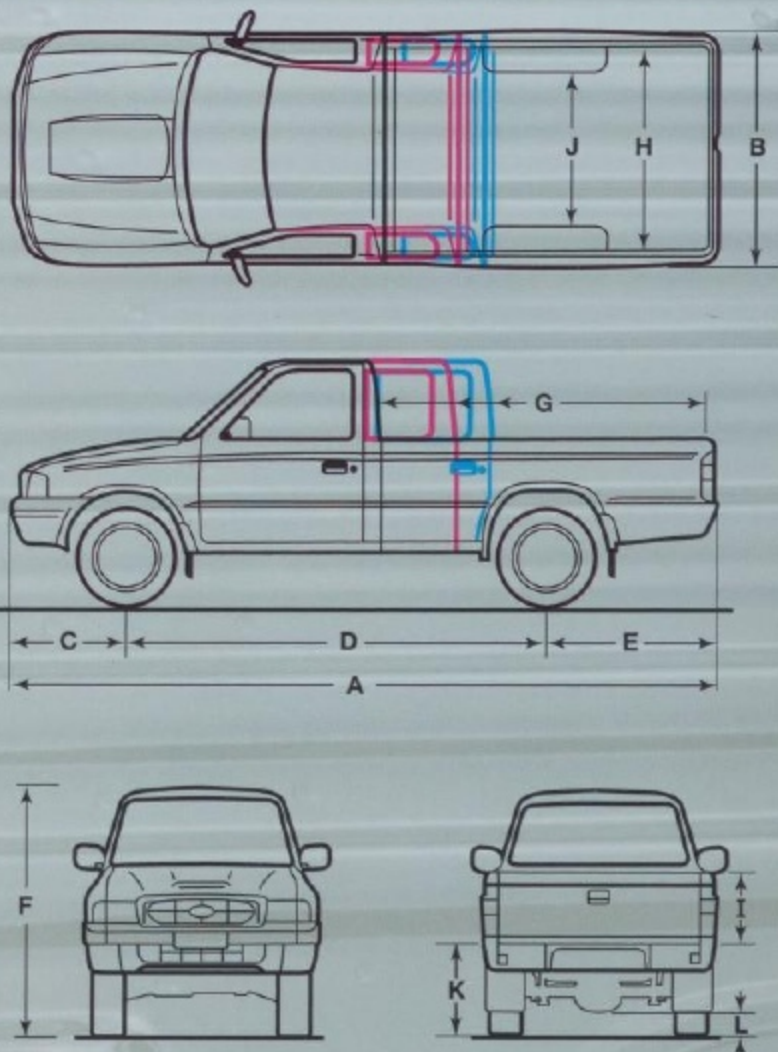
DIMENSIONS

	Regular Cab 4x2	Regular Cab 4x4	Super Cab 4x2	Double Cab 4x4
Exterior – mm (inches)				
A Overall length	4998 (196.7)	4998 (196.7)	4998 (196.7)	4998 (196.7)
B Overall width	1695 (66.7)	1750 (68.9)	1695 (66.7)	1750 (68.9)
C Front of vehicle to front wheel centre	833 (32.8)	833 (32.8)	833 (32.8)	833 (32.8)
D Wheelbase	2985 (117.5)	3000 (118.1)	2985 (117.5)	3000 (118.1)
E Rear of vehicle to rear wheel centre	1180 (46.5)	1165 (45.9)	1180 (46.5)	1165 (45.9)
F Overall height (unladen)	1615 (63.6)	1740 (68.5)	1615 (63.6)	1750 (68.9)
G Loadbox length (at floor)	2280 (89.8)	2280 (89.8)	1753 (69.0)	1530 (60.2)
H Loadbox width (at floor)	1536 (60.5)	1536 (60.5)	1536 (60.5)	1536 (60.5)
I Loadbox depth (at floor)	405 (15.9)	405 (15.9)	405 (15.9)	405 (15.9)
J Loadspace between wheel arches	1090 (42.9)	1090 (42.9)	1090 (42.9)	1090 (42.9)
K Loading height (unladen)	670 (26.4)	802 (31.6)	670 (26.4)	802 (31.6)
Manoeuvrability				
L Ground clearance (unladen) – mm (inches)	179 (7.0)	208 (8.2)	179 (7.0)	208 (8.2)
M Angle of approach (unladen)	25°	35°	25°	35°
N Angle of departure (unladen)	26°	28°	26°	28°
O Ramp break over angle (unladen)	17°	24°	17°	24°
P Tilt angle (unladen)	–	49°	–	49°
Q Wading depth – mm (inches)	300 (11.8)	450 (17.7)	300 (11.8)	450 (17.7)
Turning circle – m (ft) (kerb to kerb)	12.0 (39.4)	12.6 (41.3)	12.0 (39.4)	12.6 (41.3)

All dimensions are subject to manufacturing tolerances and refer to minimum specification models and do not include additional accessory equipment.



REGULAR/SUPER CAB/DOUBLE CAB



ENGINE DATA

	Engine technical features	Maximum power *	Maximum torque *
2.5 NA Diesel 57 kW (78 PS) 2499 cc	Cylinders – 4 ■ Mechanical fuel injection ■ Diesel particulate catalyst	57 kW (78 PS) at 4100 min <sup>-1</sup> (rpm)	168 Nm at 2500 min <sup>-1</sup> (rpm)
2.5 Turbo Diesel 80 kW (109 PS) 2499 cc	Cylinders – 4 ■ Mechanical fuel injection ■ Intercooler ■ Diesel particulate catalyst	80 kW (109 PS) at 3500 min <sup>-1</sup> (rpm)	266 Nm at 2000 min <sup>-1</sup> (rpm)

\* Tested in accordance with SAE J1349.

SECURITY FEATURES

	Regular Cab	Super Cab	Double Cab
Alarm – Perimeter	■	■	■
Audio equipment with 'Keycode' anti-theft coding and removable control panel	■	■	■
Fuel flap – Locking	■	■	■
Immobiliser	■	■	■
Locks – Central locking	■	■	■
Locks – High security, shielded, strengthened mountings; steering column lock	■	■	■
Vehicle Identification Number (VIN) – Visible	■	■	■

SAFETY FEATURES

	Regular Cab	Super Cab	Double Cab
Airbags – Driver's and front passenger's	■	■	■
Locks – Childproof rear	■	■	■
Seats – Anti-submarining (front only)	■	■	■
Front seats – Height-adjustable head restraints	■	■	■
Rear seats – Head restraints (two)	■	■	■
Seat belts – Front, lap and diagonal inertia reel with grabbers	■	■	■
Seat belts – Rear, lap and diagonal inertia reel with grabbers (outboard passengers only) and, on Double Cabs only, one centre lap static with grabber	■	■	■
Side impact door beams, steel safety cage	■	■	■
Steering column – Collapsible on frontal impact	■	■	■

MECHANICAL FEATURES

	Regular Cab	Super Cab	Double Cab
Brakes			
Hydraulic, with vacuum servo-assistance and load apportioning valve	■	■	■
Ventilated front discs. Rear drums	■	■	■
Fuel Tank			
63 litres	■	■	■
70 litres	■	■	■
Steering			
Power-assisted	■	■	■
Steering column – Collapsible on frontal impact	■	■	■
Steering column – Lock	■	■	■
Steering column – Rake adjustable	■	■	■
Suspension			
Front – Independent double wishbone with torsion bar, tubular double-acting shock absorbers and anti-roll bar	■	■	■
Rear – 'Berlin eye' leaf springs, double-acting shock absorbers	■	■	■
Remote Free Wheel System (RFW) (4x4 only)	■	■	■

EXTERIOR FEATURES

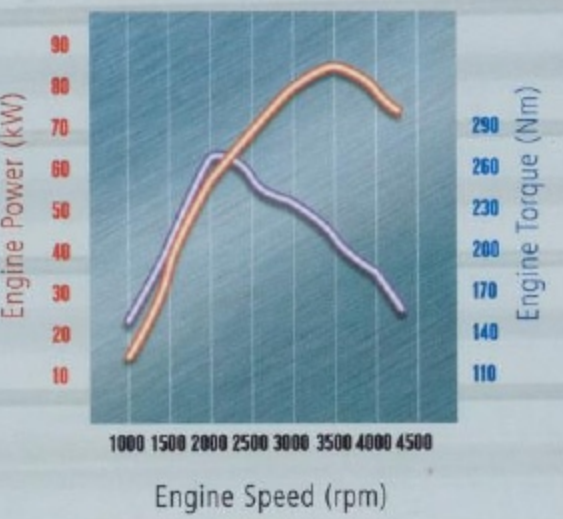
	Regular Cab	Super Cab	Double Cab
Exterior Appearance and Styling			
Bodyside mouldings	■	■	■
Front bumper – Grey	■	■	■
Front grille – Chrome	■	■	■
Wheel arch mouldings (4x4 only)	■	■	■
Wheels – 14" Steel with 205/75R14C tyres (4x2 only)	■	■	■
Wheels – 15" Steel with 235/75R15 tyres (4x4 only)	■	■	■
Exterior Functional			
Alarm – Perimeter	■	■	■
Door mirrors – Power-operated, with black housings	■	■	■
Fuel flap – Locking	■	■	■
Heated rear window	■	■	■
Immobiliser	■	■	■
Locks – Central locking; high security, shielded front, strengthened mountings	■	■	■

POWER/TORQUE CURVES

2.5 Diesel



2.5 Turbo Diesel



FordService CONNECT

Your new Ford is covered by a 12-month unlimited mileage warranty. In addition, every new Ranger is protected by a Ford Service Connect Plan for 3 years or 60,000 miles from the date of delivery. For full details, contact your Ford Transit Specialist Dealer.



FORD RANGER FEATURES

EXTERIOR FEATURES (continued)


	Regular Cab	Super Cab	Double Cab
Locks – Childproof rear			■
Mudflaps – Front and rear (4x2 only)	■	■	
Mudflaps – Rear (4x4 only)	■		■
Tinted glass		■	■
Vehicle Identification Number (VIN) – Visible	■	■	■
Wipers – Front intermittent	■	■	■
Exterior Lighting			
Halogen headlights, side indicators, reversing light	■	■	■
Rear fog light	■	■	■

INTERIOR FEATURES

	Regular Cab	Super Cab	Double Cab
Audio			
AM/FM stereo radio/cassette – Model 2006R with 'Keycode' anti-theft coding and removable control panel, 2 speakers – Roof-mounted aerial	■	■	■
Carpeting and Trim			
Door trim – Colour-keyed plastic with fabric insert, armrests, storage pockets and speaker grilles	■	■	■
Floor covering – Vinyl	■		
Floor mat – Fabric		■	■
Interior Lighting			
Dome light – Door-operated, with courtesy switches on all doors	■	■	■
Instruments and Controls			
Instruments – Speedometer, fuel gauge, water temperature gauge and tachometer and LCD odometer/trip recorder	■	■	■
Warning indicators for oil pressure, direction indicators, water in fuel, high beam, ignition/alternator, brake failure, airbags, glow plugs, 4x4 (4x4 only), rear fog light, perimeter alarm and 'lights on' audible warning	■	■	■
Airbags – Driver's and front passenger's	■	■	■
Headlight levelling control	■	■	■
Heater – Recirculation, with illuminated heater controls – 4-speed fan. Four vents with temperature and direction control, with two dedicated side window demists	■	■	■
Control stalks – Column-mounted for master lights, indicators and wash/wipe functions	■	■	■
Steering wheel – 4-spoke, rake-adjustable, incorporating horn function	■	■	■
Seats and Seat Belts			
Seats – Anti-submarining (front only)	■	■	■
Front seats – Rake-adjustable with height-adjustable head restraints	■	■	■
Rear seats – Jump		■	
Rear seats – Fixed bench with height-adjustable head restraints (two)			■
Seat belts – Front, lap and diagonal inertia reel with grabbers	■	■	■
Seat belts – Rear, lap and diagonal inertia reel with grabbers (outboard passenger's only), and on Double Cab only, one centre lap static with grabber		■	■
Comfort and Convenience			
Accessory socket/cigar lighter	■	■	■
Air conditioning – CFC-free			■
Armrest – Centre console-mounted, with storage box		■	■
Front console – With storage box, dual cup holders	■	■	■
Clock – Digital	■	■	■
Footrest	■	■	■
Glovebox – Lockable	■	■	■
Grab handle – Front, passenger's side	■	■	■
Storage – Front door pockets (with rear quarter panel pockets on Super Cab only)	■	■	■
Sunvisors – Two	■	■	■
Windows – Front, power-operated with one-shot lowering on driver's side	■	■	■
Windows – Rear, power-operated			■
Windows – Rear, flip-open		■	
Pick-up Box			
Pick-up Box – Steel, double-skinned, with 2-position drop-down tailgate and outer rope hooks. Cab protection frame with ladder stops	■	■	■
OPTIONS at extra cost			
Body Colour			
Paint – Metallic	■	■	■

COLOUR AND TRIM

SOLID COLOURS



Canyon Red



Alaska White

OPTIONAL METALLIC COLOURS



Steel Silver



Ocean Blue



Forest Green

COLOUR AND TRIM

Model	Seat Fabric	■	■	□	□	□
Regular Cab	Medium Grey fabric	■	■	□	□	
Super Cab	Medium Grey fabric	■	■	□	□	■
Double Cab	Medium Grey fabric	■	■	□	□	□

■ = Standard □ = Optional



Medium Grey fabric

Colours and trims reproduced on these pages may vary from the actual colours due to the limitations of the printing processes used.





BY APPOINTMENT TO  
HER MAJESTY THE QUEEN  
MOTOR VEHICLE MANUFACTURERS  
FORD MOTOR COMPANY LIMITED  
BRENTWOOD ESSEX



BY APPOINTMENT TO  
H.M. QUEEN ELIZABETH THE QUEEN MOTHER  
MOTOR VEHICLE MANUFACTURERS  
FORD MOTOR COMPANY LIMITED  
BRENTWOOD ESSEX



BY APPOINTMENT TO  
H.R.H. THE PRINCE OF WALES  
MOTOR VEHICLE MANUFACTURERS  
FORD MOTOR COMPANY LIMITED  
BRENTWOOD ESSEX

**Illustrations, descriptions and specifications.** This catalogue was correct at the time of going to print. However, Ford policy is one of continuous product development. The right is reserved to change specifications, colours and prices of the models and items illustrated and described in this publication at any time. For the latest details always consult your Ford Transit Specialist Dealer.

**Optional Equipment.** Throughout this publication, wherever a feature is described as being an 'Option' or 'Optional Fitment/Pack' etc, you should assume that it will be at extra cost to the base vehicle, unless specifically stated to the contrary.

Designed and produced by Parlour Wood Limited.

Printed by Litho-Tech, London.

**Published by Commercial Vehicle Marketing,  
Ford Motor Company Limited,  
Brentwood, Essex, England.  
Registered in England No 235446**

**FA1349**

**May 1999.**

**© Ford Motor Company Limited.**

This publication is printed on Mega Gloss, a paper produced from 50% Totally Chlorine Free pulp from renewable forest resources and 50% pulp recycled without the use of chlorine. Modern bleaching technology is used in the pulping process. This choice of paper is a further expression of Ford's concern for the environment.

For further information on the full Ford range of Commercial Vehicles, please visit our website at

**[www.ford.co.uk/cv](http://www.ford.co.uk/cv)**

Your Ford Dealer

