



ranger

ninetynine





"River" would have been a better name for Andy.

Because from the instant Chris loads the kayak into

his 4-door SuperCab Ranger, Andy's through the

window and riding shotgun. After all, he is a water

dog. **Part lab, part kayak.**

For every stroke Chris puts into the Green River, Andy

is dog-paddling right alongside. Once, Chris tried

to get him into the kayak, but Andy was having none

of that. After all, he is a water dog. And as far as Chris is

concerned that makes for one beautiful relationship.





Ranger 4x2 4-door SuperCab Fireside in Black Clearcoat with available XLT Sport Appearance Group.

Ranger XLT



Ranger has the only available 4-door compact pickup.* Shown here is the Ranger 4-door SuperCab Styleside in Amazon Green Clearcoat Metallic with available XLT 4x4 Off-Road Group.

It's nice to know you can **leave the regular world** of traffic jams, pedestrians and paved roads. It's called 4-wheeling. And if the rat race hasn't caught on yet, well, that's just fine. With the **only available 4-door compact pickup***, Ranger 4x4 owners keep the joys of **off-roading** to themselves. The smell of pine tar as opposed to road tar, birch trees as opposed to skyscrapers. Why give that up? Let the rest of the world remain bumper to bumper, while you're out in the back 40 in your Ranger equipped with the **XLT 4x4 Off-Road Group**.



Dual front cupholders.



Available Premium AM/FM stereo/cassette/single CD player with Premium Sound that offers 80 watts of power.



Shoulder belts have D-ring height adjusters to satisfy the comfort needs of short and tall people alike.

*Excluding non-Ford branded derivatives. Available on XLT SuperCab with V6.



Ranger XL 4x2 Regular Cab Styleside in Bright Red Clearcoat with available XL 4x2 Sport Appearance Group.

Ranger XL



Ranger XL 4x4 Regular Cab Flareside in Oxford White with available XL Sport Appearance Group.

You really can't argue with the **versatility** of Ranger.

Known for fun, it will haul you and your friends to the river,

kayaks in tow. Then again, if home improvement grabs you,

start loading. **Built Ford Tough**, Ranger's cargo bed will

hold the tools and supplies to last you past sundown. It's good to

know Ranger is **ready and able** when you are. No matter

what crosses your mind.



Ranger is engineered to take on the tough jobs. Long-wheelbase Regular Cab models provide a cargo bed that is 54.4" wide and 83.8" long.



Color-keyed front bumper and grille give continuity to the front end.



The AM/FM stereo/single CD player is one of four Ranger audio systems (optional on XL and XLT).

When Rick saw a vision on a dirt bike scream by him

that day, there was no way she was getting away.

After a long, hard chase and eventually a romantic

dinner, Rick and Melanie found out they had lots of

uncommon activities in common, including dirt bikes

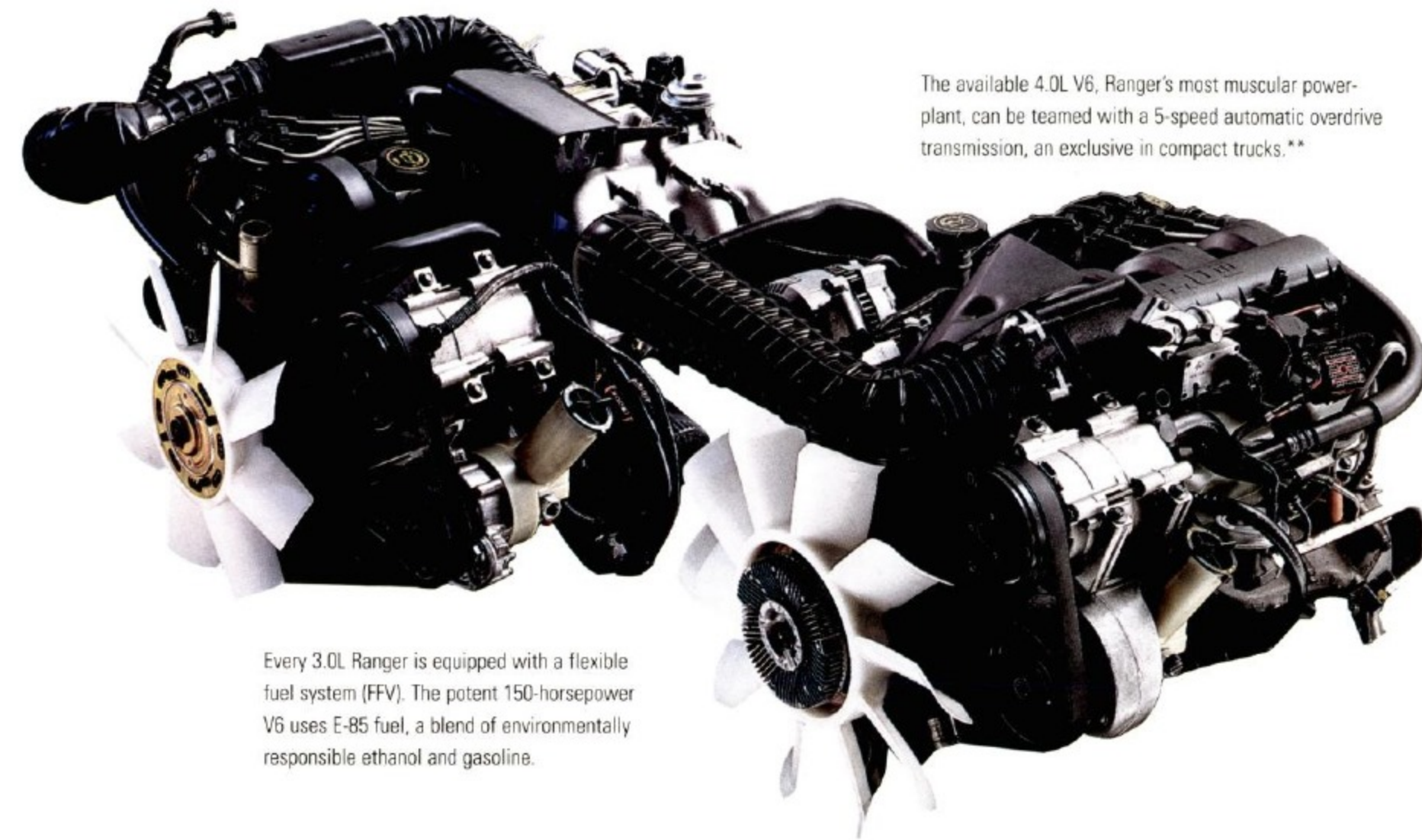
and Ford Rangers. And before anybody could blink,

Rick and Melanie were **ready to tie**
the knot (tightly around their ankles)

in a ceremony they'll never forget.



power & durability




The available 4.0L V6, Ranger's most muscular power-plant, can be teamed with a 5-speed automatic overdrive transmission, an exclusive in compact trucks.**

Every 3.0L Ranger is equipped with a flexible fuel system (FFV). The potent 150-horsepower V6 uses E-85 fuel, a blend of environmentally responsible ethanol and gasoline.

ENGINE SPECIFICATIONS

ENGINE	DISPLACEMENT (LITERS/CUBIC INCHES)	BORE X STROKE	COMPRESSION RATIO	HORSEPOWER (SAE NET)	TORQUE, LBS./FT. (SAE NET)
2.5-Liter SEFI I4	2.5/153	3.78 x 3.40	9.37:1	119 @ 5,000 rpm	146 @ 3,000 rpm
3.0-Liter FFV SEFI V6 [†]	3.0/182	3.50 x 3.14	9.14:1	150 @ 5,000 rpm	185 @ 3,750 rpm
4.0-Liter SEFI V6	4.0/245	3.95 x 3.32	9.0:1	160 @ 4,200 rpm	225 @ 2,750 rpm



A stiff, fully boxed front frame achieves excellent front torsional rigidity.

Tough from the ground up, Ranger begins with a solid foundation. A rigid, fully boxed front frame offers better

fit and finish due to precise welds. The stiff front frame also

contributes to better ride and handling. No other

compact pickup has higher quality.*

Something you relied on from the first time you hauled a load

of sod to the last time you loaded the cab with fishing rods,

a tackle box and your two best friends.

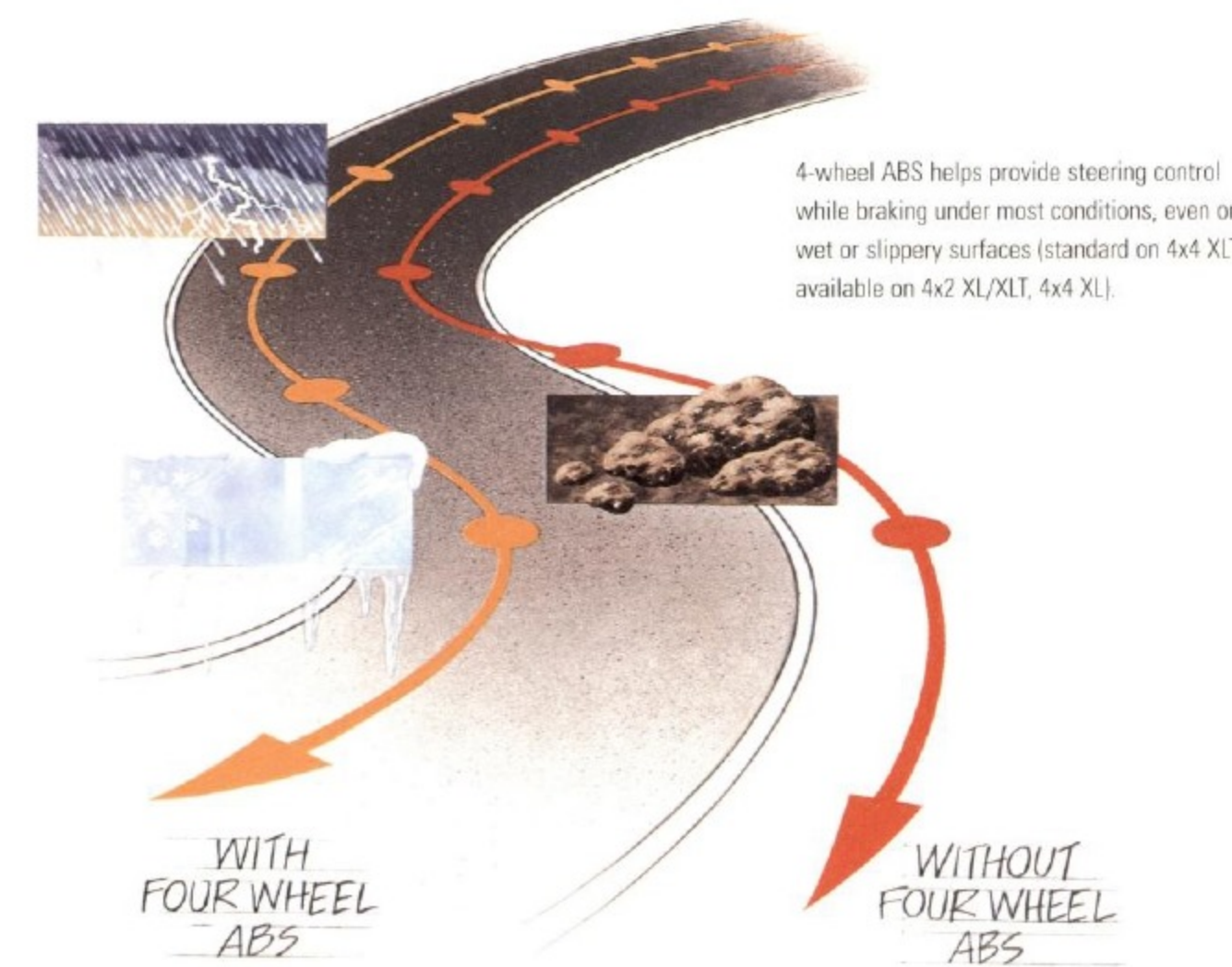


The Pulse Vacuum Hublock 4-wheel-drive system (4x4 models) allows "shifting on the fly" at just about any speed. Its operation is smooth and quiet, with virtually silent engagements and disengagements at the wheel hub — a good example of how technology works for Ranger.

When equipped with the V6 and the Class III Trailer Hitch receiver, Ranger can tow trailers weighing up to 6,000 pounds. The 4-pin trailer tow harness (standard with XLT) allows for convenient trailer electrical hookup.

* Based on an average of consumer reported problems at 3-months ownership in a survey of Ford and competitive models designed and built in North America.
** Excluding non-Ford branded derivatives.
[†] Operates with 100% unleaded gasoline or environmentally responsible E-85 fuel.

safety & security



4-wheel ABS helps provide steering control while braking under most conditions, even on wet or slippery surfaces (standard on 4x4 XLT, available on 4x2 XL/XLT, 4x4 XL).



Second Generation Depowered airbags, designed to further enhance occupant safety.*

A standard manual switch is provided to deactivate the passenger airbag when using a rear-facing child safety seat.



Speed-sensitive wipers clear faster as Ranger increases speed.

Ranger is built for good times and tough jobs. But Ford hasn't forgotten that safety is of cardinal importance. Ford builds every Ranger with rigid side door intrusion beams, to protect you in the event of certain side impacts. Or, for days when the rain won't relent, speed-sensitive wipers automatically wipe faster as vehicle increases speed. And SecuriLock,[™] an ingenious anti-theft system that "interrogates" your key, helps to keep would-be thieves at bay (XLT V6 only).





safety & power

Today, trucks are becoming more popular than ever before and are enjoyed by people from all walks of life. Style and comfort are important, but safety and power remain the true essence of these vehicles. Like all Ford trucks, Ranger has been designed to provide years of tough, capable, dependable service to its owners.





Ranger interior 60/40 seating in Medium Prairie Tan cloth (4-door SuperCab shown).

Interior



Medium Prairie Tan cloth, with available sport bucket seating.

A comfortable ride should always be part of your trip.

Ranger seats feature multi-position recliners and available

manual driver's lumbar support to better

suit individual needs. Seats track back far enough to provide

much needed foot and leg room. Foam padding and bolstering

provide driver and passenger with excellent support. Finally,

available **speed control** makes life easier through a

one-touch feature that allows you to increase and decrease

speeds in increments of one mile per hour.



Available power windows include a "one touch down" feature for the driver. Power 4-way mirror touch control.

The Ranger instrument panel is easily legible and user-friendly.

Center console lends extra storage space.

The available Convenience Group includes leather-wrapped steering wheel and speed control, which allows you to increase and decrease your speed in increments of one mile per hour.

Standard dash-mounted 12-volt powerpoint.



The afternoon sun's starting to call it a day, but Brad (he's the one in the trunks) isn't going to let a day like this one get away from him. So right after work, he and Dusty drive his Ford Ranger to East Rock. It's a steep, exhausting climb. In fact, the first time they made the trek, Brad was about to head back down when **Dusty yelped and took the plunge.** Brad just stood laughing, then followed Dusty's lead. They've been making this faithful splash ever since.



Paint Colors



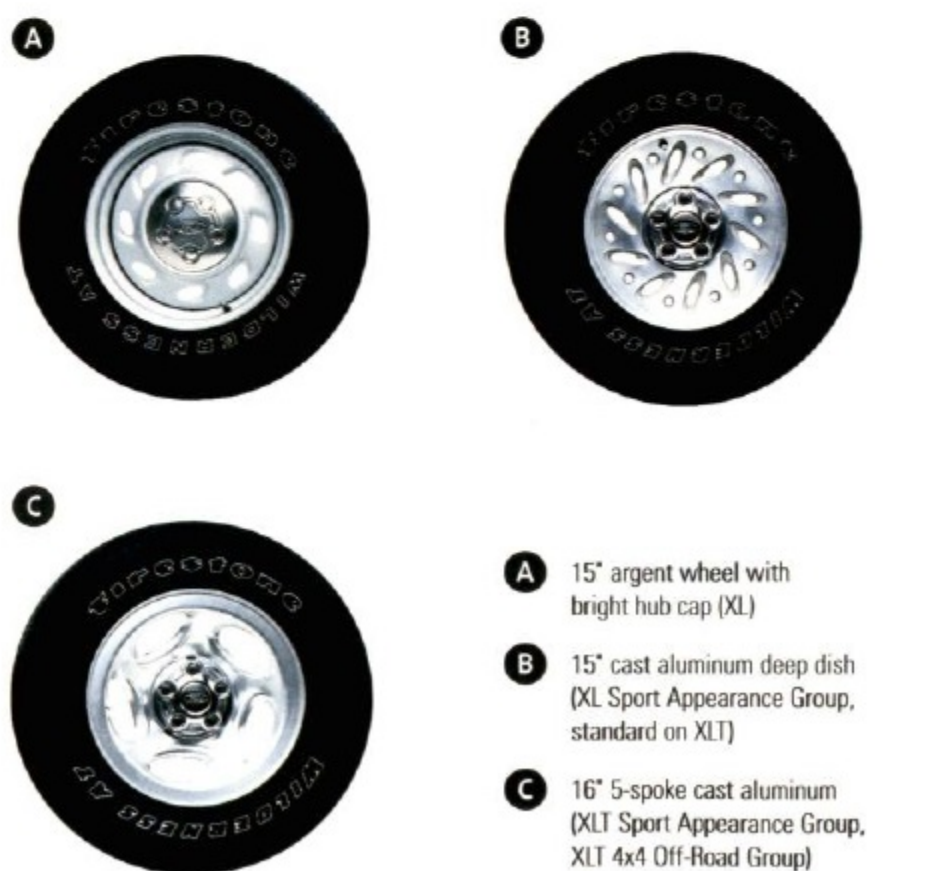
EXTERIOR PAINT	INTERIOR TRIM		
	Medium Prairie Tan	Medium Graphite	
XL			
Harvest Gold Clearcoat Metallic	•		
Bright Red Clearcoat	•	•	
Toreador Red Clearcoat Metallic	•	•	
Deep Wedgewood Blue Clearcoat Metallic	•	•	
Bright Atlantic Blue Clearcoat Metallic		•	
Amazon Green Clearcoat Metallic	•	•	
Jalapeño Green Clearcoat Metallic (Flareside)	•		
Medium Platinum Clearcoat Metallic		•	
Black Clearcoat	•	•	
Oxford White Clearcoat	•	•	
XLT			
Harvest Gold Clearcoat Metallic	•		•
Bright Red Clearcoat	•	•	•
Toreador Red Clearcoat Metallic	•	•	•
Deep Wedgewood Blue Clearcoat Metallic	•	•	•
Bright Atlantic Blue Clearcoat Metallic		•	•
Amazon Green Clearcoat Metallic	•	•	•
Jalapeño Green Clearcoat Metallic (Flareside)	•		•
Medium Platinum Clearcoat Metallic		•	•
Bright Amber Clearcoat Metallic	•	•	•
Black Clearcoat	•	•	•
Oxford White Clearcoat	•	•	•
XL Sport Appearance Group			
Bright Red Clearcoat	•	•	
Amazon Green Clearcoat Metallic	•	•	
Black Clearcoat	•	•	
Oxford White Clearcoat	•	•	
XL Sport Appearance Group			
Bright Red Clearcoat	•	•	
Black Clearcoat	•	•	
Oxford White Clearcoat	•	•	

4 x 2 Wheels



- A 14" argent wheel with bright hub cap (XL)
- B 15" silver styled steel (XL Sport Appearance Group, standard on XLT)
- C 15" cast aluminum deep dish (XLT Sport Appearance Group)
- D 15" full face chrome (optional on XLT)

4 x 4 Wheels



- A 15" argent wheel with bright hub cap (XL)
- B 15" cast aluminum deep dish (XL Sport Appearance Group, standard on XLT)
- C 16" 5-spoke cast aluminum (XLT Sport Appearance Group, XLT 4x4 Off-Road Group)

Major Ranger Standard Features

Interior

- Second Generation Depowered driver and front passenger airbags to supplement safety belts (with passenger airbag deactivation switch)
- Securilock™ - passive anti-theft system (XLT V6)
- Height-adjustable 3-point shoulder belts for outboard seating positions
- Fuel, temperature, oil pressure and voltmeter gauges; trip odometer
- Cargo box and map lights (XLT)
- Floor console with dual cupholder
- Integrated, rear color-keyed cupholders (SuperCab 4-door only)
- Cigarette lighter and 12-volt powerpoint
- Tachometer (standard on 4x4)
- Behind seat storage tray (XLT Regular Cab)
- Floor covering: black vinyl with insulation (XL); color-keyed carpet (XLT)
- Jump seats, rear (SuperCab)
- Coat hook
- Grab handle (XLT only)
- Vinyl 60/40 split bench seat (XL Regular Cab)
- Cloth 60/40 split bench seat (XL SuperCab and XLT)

Exterior

- Aero halogen headlamps
- Grille: painted (XL); chrome (XLT); color-keyed (XL/XLT Sport Appearance Group)
- Front bumper/rear step bumper: painted (XL); chrome (XLT 4x4 off-road); color-keyed (XL/XLT Sport Appearance Group)
- LH/RH black manual foldaway mirrors (RH convex)
- Intermittent speed-sensitive windshield wipers
- Solar-tinted glass
- 4-pin trailer tow wiring harness (prep only with XL)
- Tow hooks: two front (4x4)
- Platinum wheelip moldings (XL, XLT, XL Sport Appearance Group Styleside 4x4 only); color-keyed, XLT Sport Appearance Group (Styleside 4x4 only)
- Contoured mud flaps, front/rear (4x2 black/4x4 platinum)
- Tricolor taillights
- Spare tire access lock (XLT)
- Black front spoiler (4x2 only)
- Tailgate with quick-release feature

Series and Available Equipment Groups

Ranger XL

- Front and rear platinum bumpers
- 14" argent steel wheels (4x2)
- 16" 5-spoke cast aluminum wheels (4x4 only) (4)
- Dual foldaway mirrors - right-hand convex
- Solar tinted glass
- Mud flaps
- Driver-side and passenger-side airbags
- Cigarette lighter and 12-volt powerpoint
- Interval speed-sensitive windshield wipers
- Tachometer (4x4)
- Rear jump seats (SuperCab)
- Floor cupholders
- AM/FM stereo/digital clock
- P205/75R14SL (4x2)
- P215/75R15SL OWL all-terrain (4x4)

Ranger XLT

- All the contents of XL, plus:
- Spare tire access lock
- Securilock™ - passive anti-theft system (V6)
- 15" silver styled steel wheels (4x2) (4)
- 15" deep-dish cast aluminum wheels (4x4) (4)
- AM/FM stereo/cassette/digital clock
- P225/70R15SL BSW all-season tires (4x2)
- P235/75R15SL OWL all-terrain tires (4x4)
- Dual rear cupholders (4-door SuperCab only)
- Air conditioning

Ranger XL Sport Appearance Group

- Color-keyed bumpers and grille
- 15" cast aluminum deep dish wheels (4x4 only) (4)
- Platinum wheelip moldings (4x4 Styleside only)
- 15" silver styled steel wheels (4x2 only) (4)
- P225/70R15 OWL all-season tires (4x2 only)
- P235/75R15 OWL all-terrain tires (4x4 only)
- Sport decal
- Spare tire access lock

Ranger XLT Sport Appearance Group

- Color-keyed bumpers, grille and door handles
- 15" cast aluminum deep dish wheels (4x2 only) (4)
- 16" 5-spoke cast aluminum wheels (4x4 only) (4)
- P225/70R15 OWL all-season tires (4x2 only)
- P245/75R16 OWL all-terrain tires (4x4 only)
- Tachometer (4x2)
- Sport decal
- Fog lamps (V6 engines only)
- Color-keyed wheelip moldings (4x4 Styleside only)
- Styled manual mirrors

Convenience Group

- Leather-wrapped steering wheel
- Speed control/tilt steering wheel

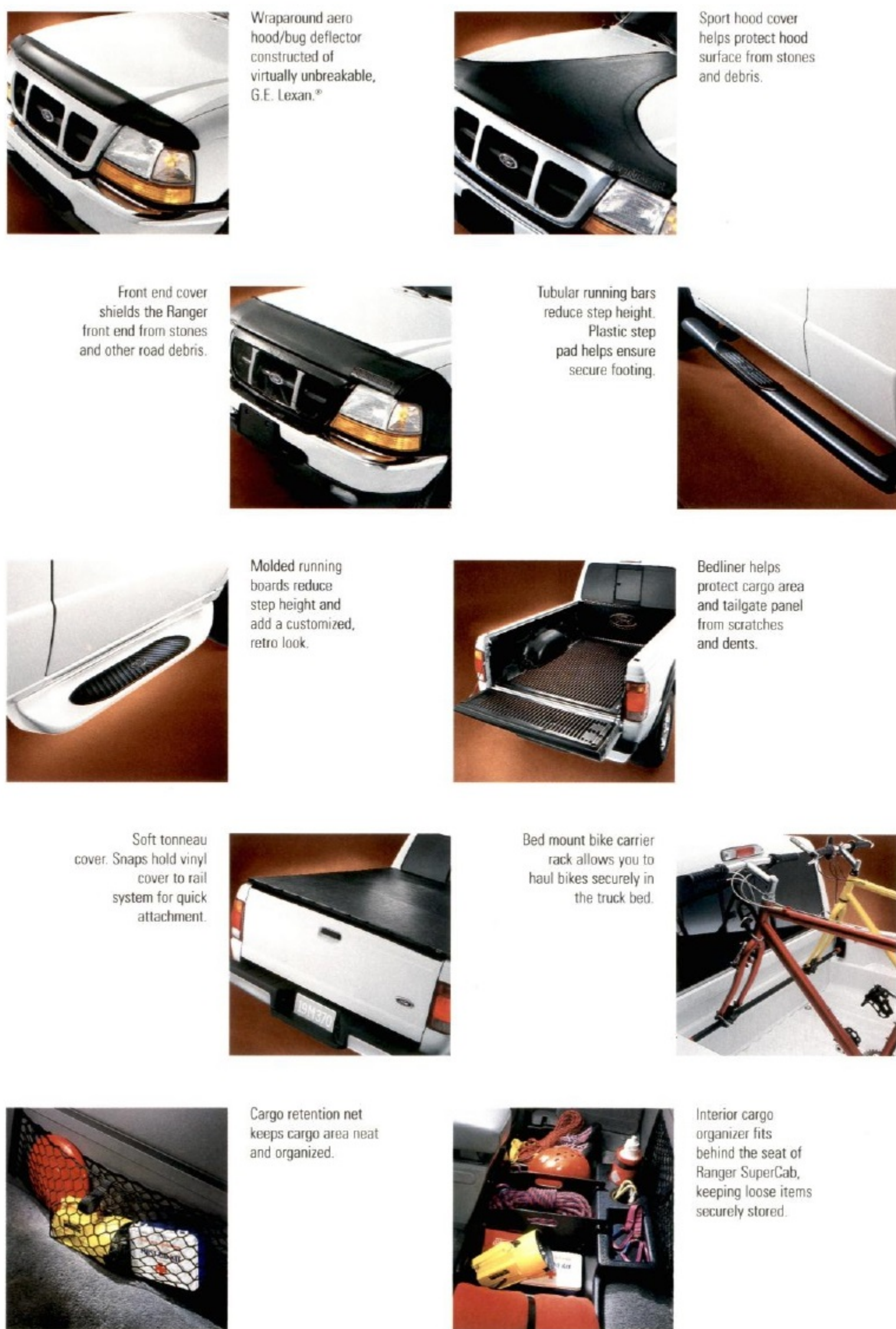
XLT 4x4 Off-Road Group

- 16" 5-spoke cast aluminum wheels (4)
- Budge Body shock absorbers
- P245/75R16 OWL all-terrain tires
- Chrome bumpers and grille
- Fog lamps
- "4x4 Off-Road" decal
- Styled manual mirrors
- 4.10 rear axle ratio
- Skid plates

Power Equipment Group

- Power mirrors
- Power windows/door locks
- Remote Keyless Entry system

Dealer Accessories



Seating	XL	XLT
Vinyl 60/40 split bench seat (Regular Cab)	S	—
60/40 cloth split bench seat	O ⁽¹⁾	S
Sport cloth bucket seats with floor console (4x4 only)	—	O
Jump seat delete (requires 4-door SuperCab)	—	O

Audio Systems		
AM/FM stereo/digital clock	S	—
AM/FM stereo/cassette/digital clock	O	S
AM/FM stereo/single CD/digital clock	O	O
Premium AM/FM stereo/cassette/single CD/ Premium Sound (80 watts) and digital clock	—	O

Comfort/Convenience		
4-door SuperCab	—	O
Air conditioning	O	A
Sliding rear window with privacy glass	—	O
Cold weather package	O	O
License plate bracket	O	O

Special Packages		
Ranger XLT Sport Appearance Group (see page 19 for details)	—	O
Convenience Group (see page 19 for details)	—	O
Ranger XL Sport Appearance Group (see page 19 for details)	O	—
XLT 4x4 Off-Road Group (see page 19 for details)	—	O
Power Equipment Group (see page 19 for details)	—	O

Appearance/Protection		
Flareside box	O	O

Performance/Security		
4-wheel anti-lock brakes (standard on XLT 4x4)	O	O
Spare tire access lock	—	S
Tachometer (standard on 4x4)	S	S
Limited-slip axle (for V6 engines)	O	O
Payload package #2	O	O

Tires And Wheels*	XL	XLT
P205/75R14SL BSW all-season — 4x2	S	—
P225/70R15SL BSW all-season — 4x2	—	S
P225/70R15SL OWL all-season — 4x2	—	O
P215/75R15SL OWL all-terrain — 4x4	S	—
P235/75R15SL OWL all-terrain — 4x4	—	S
P245/75R16SL OWL all-terrain — 4x4	—	O
P265/75R15SL OWL all-terrain — 4x4	—	O

Argent styled steel wheels with bright hub caps (14" 4x2/15" 4x4)	S	—
Silver styled wheels — 4x2 (15"; XL Sport Appearance Group) (4)	—	S
Deep-dish cast aluminum wheels — 4x4 (15"; XL Sport Appearance Group) (4)	—	S
Deep-dish cast aluminum wheels — 4x2 (15"; XLT Sport Appearance Group) (4)	—	—
Full face chrome wheels — 4x2 (15") (4)	—	O
5-spoke cast aluminum 4x4 (16"; XLT Sport Appearance Group; XLT 4x4 Off-Road Group) (4)	—	O
Trailer hitch receiver Class III (V6 engines only)	O	O
<i>(1) Standard with SuperCab</i>		
<i>*Spare wheels are steel; full-size spare tire appearance may differ.</i>		
<i>Note: Package content is subject to change.</i>		
<i>S = Standard O = Optional A = Additional equipment at no charge</i>		

Styleside Maximum Trailer Weights					
Manual	Axle Ratio	GCWR Max.	Regular Cab 4x2 4x4	SuperCab 4x2 4x4	
2.5L SEFI I4	3.73	4,800	1,600	—	1,440
3.0L SEFI V6	3.73	6,000	2,720	2,400	2,580
4.0L SEFI V6	3.55	7,000	3,660	—	3,520
	3.73	7,000	—	3,360	3,200

Styleside Maximum Trailer Weights					
Automatic	Axle Ratio	GCWR Max.	Regular Cab 4x2 4x4	SuperCab 4x2 4x4	
2.5L SEFI I4	4.10	5,500	2,240	—	—
3.0L SEFI V6	3.73	7,500	4,000	3,860	4,000
	4.10	8,000	—	4,360	4,200
4.0L SEFI V6	3.55	9,500	6,000	—	5,980
	3.73	9,500	—	5,820	5,660

Payload Package Selector					
Regular Cab	Package No.	Payload	GVWR	Tires (Min.)	
4x2 SWB	#1 Std.	1,260 lbs.	4,320 lbs.	P205/75R14SL	
4x2 SWB	#2 Opt.	1,660 lbs.	4,740 lbs.	P205/75R14SL	
4x2 LWB	#1 Std.	1,260 lbs.	4,360 lbs.	P205/75R14SL	
4x2 LWB	#2 Opt.	1,660 lbs.	4,800 lbs.	P205/75R14SL	
4x4 SWB	#1 Std.	1,260 lbs.	4,760 lbs.	P215/75R15SL	

Payload Package Selector Cont.				
Regular Cab	Package No.	Payload	GVWR	Tires (Min.)
4x4 SWB	#2 Opt.	1,540 lbs.	4,980 lbs.	P215/75Rx15SL
4x4 LWB	#1 Std.	1,260 lbs.	4,820 lbs.	P215/75Rx15SL
4x4 LWB	#2 Opt.	1,540 lbs.	5,020 lbs.	P215/75Rx15SL
SuperCab				
4x2	#1 Std.	1,260 lbs.	4,540 lbs.	P205/75Rx14SL
4x2	#2 Opt.	1,620 lbs.	4,900 lbs.	P205/75Rx14SL
4x4	#1 Std.	1,260 lbs.	4,940 lbs.	P215/75Rx15SL
4x4	#2 Opt.	1,520 lbs.	5,120 lbs.	P215/75Rx15SL

SWB = Short wheelbase (112.0" Regular Cab). LWB = Long wheelbase (118.0" Regular Cab).
Payload is the maximum allowable weight of people, cargo, and body equipment and is reduced by the weight of optional equipment.

Measurements (Exterior/Interior)				
Wheelbase	Cab Length	Box Length (at Cargo Floor)	Box Width (maximum)	
111.6" Regular Cab (SWB 4x2)	107.3"	71.8"	54.4"	
111.6" Regular Cab (SWB 4x4)	107.3"	71.8"	54.4"	
117.5" Regular Cab (LWB 4x2)	107.3"	83.8"	54.4"	
117.6" Regular Cab (LWB 4x4)	107.3"	83.8"	54.4"	
125.7" SuperCab (4x2)	121.3"	71.8"	54.4"	
125.9" SuperCab (4x4)	121.3"	71.8"	54.4"	

Load Height at Cargo Floor (Empty)		Front Tread		Rear Tread		Axle Clearance	
4x2	4x4	4x2	4x4	4x2	4x4	4x2	4x4
28.5"	31.3"	58.6"	58.6"	57.3"	57.3"	6.7"	7.4"
28.1"	31.3"	58.6"	58.6"	57.3"	57.3"	6.7"	7.4"
28.2"	31.0"	58.6"	58.6"	57.3"	57.3"	6.6"	7.4"

Cargo Compartment	Regular Cab	SuperCab
Pickup box depth	16.5"	16.5"
Cargo volume — cu. ft. (no allowance for wheelhouses)		
Short wheelbase	37.3	—
Long wheelbase	43.4	37.3

Ranger Regular Cab Specifications		
	4x2	4x4
GVW Rating (max.)	4,800 lbs.	5,020 lbs.
Front suspension	Short/long arm with coil springs	Short/long arm with torsion bars
Shock absorbers	Gas-pressurized	HD gas-pressurized
Front stabilizer bar	Standard	Standard
Rear stabilizer bar	—	Standard
Power brakes with rear anti-lock	Standard	Standard

Ranger Regular Cab Specifications Cont.		
	4x2	4x4
Power brakes with 4-wheel anti-lock	Optional	Standard*
4x4 front hubs	—	Pulse Vacuum Hublock automatic locking
4x4 transfer case	—	Select-drive electric shift
Fuel capacity	16.5 gals. (SWB) 20 gals. (LWB)	16.5 gals. (SWB) 20 gals. (LWB)
Steering	Power rack-and-pinion	Power rack-and-pinion
<i>*Standard with XLT, optional on XL</i>		

Ranger SuperCab Specifications		
	4x2	4x4
GVW Rating (max.)	4,900 lbs.	5,120 lbs.
Front suspension	Short/long arm with coil springs	Short/long arm with torsion bars
Shock absorbers	Gas-pressurized	HD gas-pressurized
Front stabilizer bar	Standard	Standard
Rear stabilizer bar	—	Standard
Power brakes with rear anti-lock	Standard	Standard
Power brakes with 4-wheel anti-lock	Optional	Standard*
4x4 front hubs	—	Pulse Vacuum Hublock automatic locking

Engine Specifications					
Engine	Displacement (liters/cubic inches)	Bore x Stroke	Compression Ratio	Horsepower (SAE net)	Torque, lbs./ft. (SAE net)
2.5-Liter SEFI I4	2.5/153	3.78 x 3.40	9.37:1	119 @ 5,000 rpm	146 @ 3,000 rpm
3.0-Liter FFV SEFI V6	3.0/182	3.50 x 3.14	9.14:1	150 @ 5,000 rpm	185 @ 3,750 rpm
4.0-Liter SEFI V6	4.0/245	3.95 x 3.32	9.0:1	160 @ 4,200 rpm	225 @ 2,750 rpm

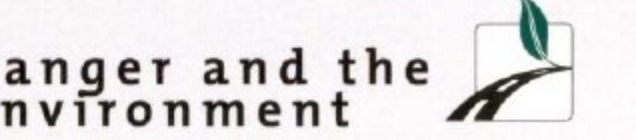
Competitive comparisons based on published 1998 competitive data.

Product Changes and Options Availability: Following publication of the catalog, certain changes in standard equipment, options, prices and the like, or product delays, may have occurred which would not be included in these pages. Your Ford Dealer is your best source for up-to-date information. Ford Division reserves the right to change product specifications at any time without incurring obligations. Options shown or described are available at extra cost and may be offered only in combination with other options or subject to additional ordering requirements or limitations.

Ranger SuperCab Specifications Cont.		
	4x2	4x4
4x4 transfer case	—	Select-drive electric shift
Fuel capacity	19.5 gallons	19.5 gallons
Steering	Power rack-and-pinion	Power rack-and-pinion
<i>*Standard with XLT, optional on XL</i>		

Powertrain Availability by Trim Model				
	Regular Cab 4x2		SuperCab 4x2	
	XL	XLT	XL	XLT
2.5L I4/5-Speed Manual OD	S	S	S	S
2.5L I4/4-Speed Automatic OD	O	O	—	—
3.0L FFV V6/5-Speed Manual OD	O	O	O	O
3.0L FFV V6/4-Speed Automatic OD	O	O	O	O
4.0L V6/5-Speed Manual OD	—	O	—	O
4.0L V6/5-Speed Automatic OD	—	O	—	O

	Regular Cab 4x4		SuperCab 4x4	
	XL	XLT	XL	XLT
3.0L FFV V6/5-Speed Manual OD	S	S	S	S
3.0L FFV V6/4-Speed Automatic OD	O	O	O	O
4.0L V6/5-Speed Manual OD	—	O	—	O
4.0L V6/5-Speed Automatic OD	—	O	—	O



Ford didn't hesitate to put its latest advance-

ments into Ranger. Every 1999 3.0-liter Ranger is

equipped with a flexible fuel system. Ranger

Flexible Fuel Vehicle (FFV) can run on 100%

unleaded gasoline or E-85 fuel, which is

comprised of 85% ethanol and 15% gasoline.

Ethanol is an environmentally responsible,

high-octane blending compound. Derived

primarily from corn and other grains, ethanol

is used by many major oil companies to boost

the octane in gasoline. Look for E-85 in gas

stations across the nation.

Ford also develops vehicles that run without

need for fuel. In 1998, Ford ventured into

production electric vehicles with the Ranger

Electrical Vehicle (EV). This stout entrant

into the Ranger family boasts 140 ft.-lbs. of

torque. Not bad considering it runs on sheer

voltage. In the not too distant future, owners

of EVs might "fuel up" at charge stations.

A very green, and refreshing, prospect.



Visit the Ford website at www.ford.com