

MERCURY MYSTIQUE

1999





Hey, it's just flat-out fun to drive.

Experience the road in a whole new way — from behind the wheel of a Mercury Mystique. Because this car is designed to bring out the driver in you. So you'll feel a charge of adrenaline as you approach a stretch of open road. Sharp curves will delight you. You'll look forward to zipping through the gears. And you'll do all this in a vehicle that has as much style and individuality as you do. No wonder Mystique has been named an *Automobile Magazine* All-Star four years in a row.



The rush starts here.

There you are, settled comfortably

behind the wheel of your Mystique.

One hand on the stick. The other grips

the steering wheel. At your side is a

console with a couple of your favorite

CDs and an ice cold soda. On the dash

is a full array of brightly lit instrumen-

tation. All your controls are within easy

reach. You flip on the air, ease into first

gear and brace yourself for a great big

ear-to-ear grin.



Load'er up? We already did.

If you're serious about driving, a tilt steering wheel just makes sense. It comes standard on Mystique and adjusts easily to fit you perfectly. Now you're even more comfortable taking those sharp curves aggressively.

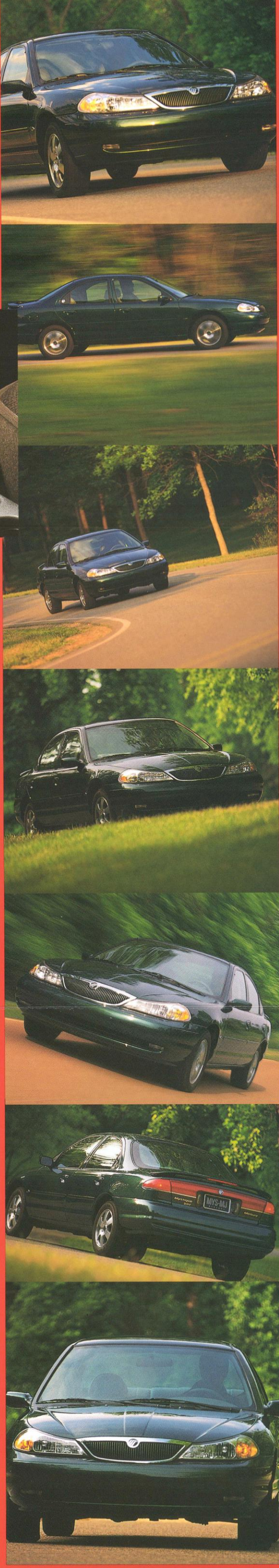
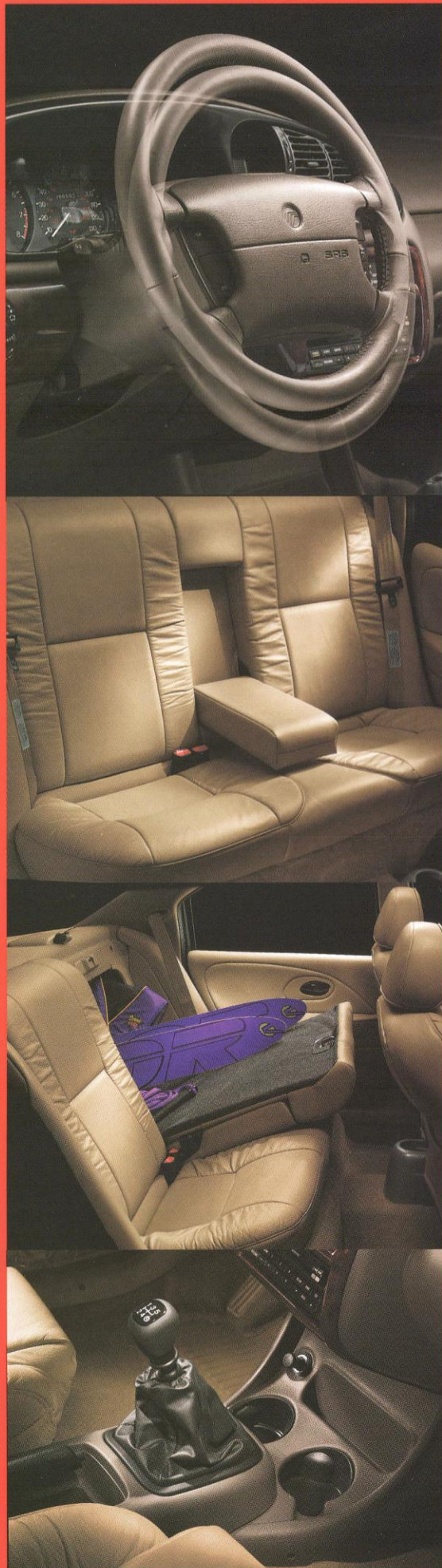
Mystique LS comes with a standard fold-down rear armrest*. It's just one more little touch adding to your comfort.

Need to haul extra long loads like skis or other sports equipment? No need to strap it to the roof. Mystique can easily accommodate you with its 60/40 split-fold rear seat.*

Everyone needs their space. That's why a front center console provides convenient storage. Put your CDs or cassette tapes in here. The two integrated cup holders are handy when you want to sip on something while you drive.

The Remote Keyless Entry system (standard on LS, available on GS) lets you lock and unlock doors and unlock the trunk from a distance. A panic button is also included.

Why just drive when you can drive with your favorite music? Equip your Mystique with an optional 6-disc CD changer and you'll ensure that you always have great tunes with you.



What makes Mystique such a blast to drive?

No doubt it's the extraordinarily quick 24-valve 170-hp DOHC Duratec V-6 engine, which is standard on Mystique LS.

GS models come with an equally impressive 16-valve, DOHC Zetec 4-cylinder engine.

Adding to your driving excitement is a standard 5-speed manual, designed to let you fly through the gears. So grab onto the stick and prepare for a thrill.

You'll appreciate the power-assisted rack-and-pinion steering, especially when you're trying to squeeze into those tight parking spots. It makes twisty, winding roads fun too!

MacPherson strut front suspension and Quadralink rear suspension provide ride stability and handling responsiveness.

For your safety, Second Generation dual air bags are included with Mystique. (Always wear your safety belt and please secure children in the rear seat.)


Available All-Speed Traction Control (requires ABS) on LS models helps prevent your wheels from spinning on most slippery road surfaces. Isn't it nice being in control?

Let's say you're driving along and something unexpected happens in front of you. The

available ABS brakes help provide straighter stops and greater steering control during emergency stopping on most road surfaces.

A number of dealer-installed accessories are available for your Mystique. These include a trunk organizer which keeps packages and groceries from sliding around.

If you're really into sports, you'll want to get a bike rack, ski rack or a snowboard rack. And there are all kinds of other accessories to further customize your Mystique.




Engines	GS	LS
Type	16-valve DOHC Zetec I-4	24-valve DOHC Duratec V-6
Displacement	2.0 liters	2.5 liters
Horsepower (SAE net)	125 @ 5500 rpm	170 @ 6250 rpm
Torque (lb.-ft. SAE net)	130 @ 4000 rpm	165 @ 4250 rpm
Fuel delivery	Sequential multi-port electronic fuel injection	Sequential multi-port electronic fuel injection
Compression ratio	9.6:1	9.7:1
Engine control	EEC-V Electronic Engine Control	EEC-V Electronic Engine Control
Capacities		
Fuel tank	15.0 gals.	15.0 gals.
Oil (with filter change)	4.5 qts.	5.5 qts.
Trunk	12.3 cu. ft.	13.9 cu. ft.
Transaxles		
Manual—Fully synchronized, including reverse, 5-speed overdrive cable linkage with ultracompact design, low internal friction and two-piece die-cast aluminum case		
Automatic—4-speed electronic automatic overdrive with lock-up torque converter, shift sensors, automatic overdrive lockout switch and brake/shift interlock		
Brakes		
Manual transaxle	10.24-inch disc/9.00-inch drum	10.24-inch disc/9.00-inch disc
Automatic transaxle	10.24-inch disc/8.00-inch drum	10.24-inch disc/9.00-inch drum
Steering		
Power-assisted rack-and-pinion with 14.5:1 ratio		
Suspension		
Front—Fully independent MacPherson strut-type with lower A-arms and hydromount connecting bushings, strut-mounted coil springs and stabilizer bar		
Rear—Fully independent Quadralink suspension system, strut-mounted coil springs, passive rear-wheel steering and rear stabilizer bar		
Dimensions (in inches)		
Wheelbase	106.3	106.3
Track, front/rear	59.2/58.5	59.2/58.5
Length	184.9	184.9
Height	54.5	54.5
Width	69.1	69.1
Headroom, front/rear	39.0/38.8	39.0/38.8
Legroom, front/rear	42.4/39.0	42.4/39.0
Shoulder room, front/rear	53.9/53.3	53.9/53.3

FUNCTIONAL FEATURES	GS	LS
Overdrive lockout switch (electronic only)	STD	STD
Power-assisted rack-and-pinion steering	STD	STD
100,000-mile scheduled tune-up intervals**	STD	STD
Duratec V-6 System includes:		
• 2.5L 24-valve DOHC Duratec V-6 engine		
• SecurLock™ passive anti-theft system		
• Performance-tuned steering and suspension		
4-speed electronic automatic transaxle	OPT	STD
Electronic All-Speed Traction Control (requires ABS)	N/A	OPT
EXTERIOR FEATURES	GS	LS
Solar tint glass	STD	STD
Single speed intermittent windshield wipers	STD	STD
Variable intermittent windshield wipers	GRP	STD
Rear decklet spoiler	OPT	
INTERIOR COMFORT AND CONVENIENCE FEATURES	GS	LS
Portable air-filtration system	STD	STD
Remote decklet release	STD	STD
Integrated cup holders	STD	STD
Sound and noise insulation package	STD	STD
Rear seat headrests	STD	STD
60/40 split-fold rear seat with rear seat center armrest	OPT	STD
Compact disc/cassette storage	STD	STD
Individual front bucket seats with full console	STD	STD
Height-adjustable front seat headrests	STD	STD
Lever-operated adjustable front seatbacks	STD	STD
4-spoke soft-feel steering wheel	STD	STD

INTERIOR COMFORT AND CONVENIENCE FEATURES (CONTINUED)	GS	LS
Driver/passenger rear mirrors	STD	STD
Driver's seat armrest	STD	STD
Graze handles—front passenger and rear outboard seats	STD	STD
Illuminated visor mirror (passenger side)	STD	STD
Light group includes map reading lights, rear dome light, trunk compartment light, front footwell illumination, courtesy light switches	STD	STD
Fog lamps	GRP	STD
Front and rear floor mats	OPT	STD
SAFETY AND SECURITY FEATURES	GS	LS
Second Generation dual air bags	STD	STD
Height-adjustable front outboard shoulder safety belts	STD	STD
Seat-mounted front lap safety belts	STD	STD
3-point lap/shoulder safety belts for all rear occupants	STD	STD
Safety cell body structure	STD	STD
Driver's safety belt grabber	STD	STD
Windshield water management system	STD	STD
Rear door child safety locks	STD	STD
Brake/shift interlock (automatic only)	STD	STD
Color-keyed 5-point inerted bumpers, front/rear	STD	STD
GS OPTIONAL EQUIPMENT:		
4-wheel Anti-lock Brake System (ABS)	• 4-speed electronic automatic transaxle	• Power moonroof
• Power antenna	• 60/40 split-fold rear seat	• 6-way power driver's seat
• Remote Keyless Entry system with panic button and illuminated entry	• Smoker's package	
GS SPORT GROUP:		
Fog lamps	• Leather-wrapped steering wheel	• Leather-wrapped shift knob
• Sport	• Leather-trimmed seats	• Leather-trimmed door panels
• 6-way power driver's seat	• 15" 6-spoke machined polished alloy wheels	• Remote Keyless Entry system with panic button and illuminated entry
• 15" 6-spoke machined polished alloy wheels	• 15" 6-spoke machined polished alloy wheels	• 15" 6-spoke machined polished alloy wheels
• 15" 6-spoke machined polished alloy wheels	• 15" 6-spoke machined polished alloy wheels	• 15" 6-spoke machined polished alloy wheels

KEY FEATURES (CONTINUED)	GS	LS
SecurLock™ passive anti-theft system	N/A	STD
Leather-wrapped steering wheel	GRP	STD
Woodgrain on automatic shift handle	N/A	STD
60/40 split-fold rear seat with rear seat center armrest	OPT	STD
Curtain illumination	N/A	STD
Fog lamps	GRP	STD
Front and rear floor mats	OPT	STD
SAFETY AND SECURITY FEATURES	GS	LS
Second Generation dual air bags	STD	STD
Height-adjustable front outboard shoulder safety belts	STD	STD
Seat-mounted front lap safety belts	STD	STD
3-point lap/shoulder safety belts for all rear occupants	STD	STD
Safety cell body structure	STD	STD
Driver's safety belt grabber	STD	STD
Windshield water management system	STD	STD
Rear door child safety locks	STD	STD
Brake/shift interlock (automatic only)	STD	STD
Color-keyed 5-point inerted bumpers, front/rear	STD	STD
GS OPTIONAL EQUIPMENT:		
4-wheel Anti-lock Brake System (ABS)	• 4-speed electronic automatic transaxle	• Power moonroof
• Power antenna	• 60/40 split-fold rear seat	• 6-way power driver's seat
• Remote Keyless Entry system with panic button and illuminated entry	• Smoker's package	
GS SPORT GROUP:		
Fog lamps	• Leather-wrapped steering wheel	• Leather-wrapped shift knob
• Sport	• Leather-trimmed seats	• Leather-trimmed door panels
• 6-way power driver's seat	• 15" 6-spoke machined polished alloy wheels	• 15" 6-spoke machined polished alloy wheels
• 15" 6-spoke machined polished alloy wheels	• 15" 6-spoke machined polished alloy wheels	• 15" 6-spoke machined polished alloy wheels
• 15" 6-spoke machined polished alloy wheels	• 15" 6-spoke machined polished alloy wheels	• 15" 6-spoke machined polished alloy wheels

	Ford Credit provides the convenience of one-stop shopping with a variety of simple-to-understand programs available right at the dealership. For more information, ask your dealer for details, or visit us on the web at www.fordcredit.com .
	The Mercury Cycling Team is hitting the streets and will be participating in races from coast to coast. Look for this pro cycling team in your area.
For more information on Mercury vehicles via the Internet enter: www.mercuryvehicles.com .	
PRODUCT CHANGES Following publication of this brochure, certain changes in standard equipment, options, prices and the like, or product delays may have occurred which would not be included in these pages. Your Mercury dealer is your best source for up-to-date information. Lincoln Mercury reserves the right to change product specifications at any time without incurring obligations.	
*Standard on LS, available on GS. **Under normal driving conditions with routine fluid/filter changes. EPA Statement: 1999 EPA mileage estimates were unavailable when this brochure was printed.	
Interior Colors: • Midnight Blue • Prairie Tan • Greystone	



Mercury CommitmentSM

Imagine a comprehensive program
dedicated to your complete satisfaction.

ROADSIDE ASSISTANCE

MERCURY VEHICLE LIMITED WARRANTY

MERCURY CUSTOMER ASSISTANCE CENTER


SPECIAL DELIVERY PROCESS

OWNER DELIVERY PROCESS

WHAT IS THE MERCURY COMMITMENT?

It is the extra comforts of ownership,
exemplified in a comprehensive benefits
package. It is the assurance that meeting your
driving needs will always be our
ultimate objective.

Ask your dealer for complete details and a copy
of the limited warranty.

Imagine yourself in a Mercury 

LITHO IN USA (300K) 8-98 P-6820 Buckle up—*together we can save lives.*



50%
TOTAL RECOVERED FIBER
10% POST CONSUMER FIBER

