

# EXPEDITION



2000 EXPEDITION







In your mind there are no boundaries. Just a place where the pavement ends and the wheel wells fill. Where you can see a day's worth of trail caked to your rear quarter panel. Expedition is equipped to take you there. To break through boundaries. Maybe put a few mapmakers out of business. It's our way of reinforcing your outlook.

**100K**

*100,000***mile**tuneup

100,000 miles. Expedition lets you go a long way between tune-ups.\*

\*Under normal driving conditions with routine fluid/filter changes.



## EXPEDITION XLT

- Premium AM/FM stereo/cassette with four speakers
- Class II Trailer Towing Package
- Automatic Tow Haul System (monitors and adjusts the powertrain for smooth towing)
- Remote Keyless Entry System with two key fobs and illuminated entry system
- Keyless entry keypad
- SecuriLock™ Passive Anti-Theft System
- 4-wheel power disc brakes with 4-wheel anti-lock braking system
- Power Adjustable Pedals System
- Coat hooks, second row (2) and cargo area (2)
- 1st row: 40/60 cloth split bench seat with power driver seat and manual driver lumbar support
- 2nd row: 60/40 cloth split bench seat with center armrest/cupholders, recline and fold-flat features
- 3rd row: removable fold/flip/stow bench seat with roller system
- 16" styled steel wheels



EXPEDITION XLT



EXPEDITION XLT  
with Premium Sport Appearance Group



EXPEDITION Eddie Bauer

## EXPEDITION XLT with Premium Sport Appearance Group (XLT features plus)

*Requires Comfort and Convenience Group*

- Unique two-tone Dark Graphite sport woven cloth captain's chairs (leather trim optional)
- Unique exterior: color-keyed front bumper, grille surround and bodyside moldings
- Medium platinum wheelcap moldings, side step bars and rear bumper
- Fog lamps
- Skid Plate Package (4x4 only)
- 17" 10-spoke cast aluminum wheels (late availability)

## EXPEDITION Eddie Bauer (XLT features plus)

- Comfort and Convenience Group
- Illuminated running boards
- Fog lamps
- Dual fold-away power, signal, heated memory mirrors
- MACH® Audio System with Premium AM/FM stereo/cassette and 290 watts peak power, with seven premium speakers
- Electronic automatic temperature control
- Rear auxiliary heater/air conditioner
- Power flip-out quarter windows
- Overhead console
- Floor console
- Memory feature (driver's seat exterior mirrors and power adjustable pedals)
- 1st row: high back captain's chairs in leather trim with 6-way power driver's seat with memory, driver/passenger manual lumbar and map pockets
- 2nd row: 60/40 split bench seat in leather trim with center armrest/cupholders, recline and fold-flat features
- 17" chromed steel wheels



16" styled  
steel wheel



16" 5-spoke  
cast aluminum wheel



17" chromed steel wheel



17" 10-spoke  
cast aluminum wheel  
(only with Premium Sport  
Appearance Group) (Late availability.)

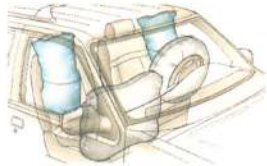




Expedition XLT Premium Sport Appearance Group interior.

There's plenty of convenience behind the wheel of an Expedition. In the Eddie Bauer, the electrochromic rearview mirror detects high/low beams and adjusts automatically. The electronic automatic temperature control on board helps maintain the climate you select. You'll also find a standard overhead console with map lights,

power rear quarter window controls, sunglasses holder, and a bin for the garage door opener. And to improve safety while turning or changing lanes, side mirrors display a directional signal while remaining invisible to the driver.

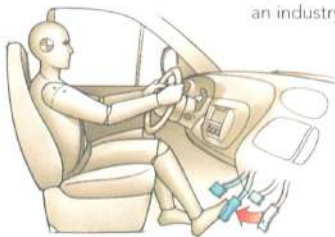


New optional front seat side airbags and standard Second Generation front airbags are designed to help keep you safe.\*

(Airbags inflated for illustrative purposes only.)

\*Always wear your safety belt and secure children in the rear seat.

Standard power adjustable pedals allow you to easily adjust the accelerator and brake pedals forward and rearward for improved driving comfort. This feature is an industry exclusive.



Exterior Features	XLT	Eddie Bauer
Chrome front bumper	●	●
Chrome rear step bumper (4,000-lb. towing rating)	●	●
Fog lamps	—	●
Solar tinted glass	●	●
Privacy Glass in rear quarter, rear doors and rear window	—	●
Power flip-out quarter windows	—	●
Liftgate with flip-up glass	●	●
Dual fold-away power mirrors	●	—
Power heated mirrors	●	—
Dual fold-away power, signal, heated memory mirrors	—	●
Color-keyed moldings with bright insert	●	—
Color-keyed moldings	—	●
Wheellip and rocker moldings in Arizona Beige accent	—	●
High mount center stop light	●	●
Front tow hooks (4x4 only)	●	●
Arizona Beige illuminated running boards	—	●
Speed-sensitive intermittent front windshield wipers	●	●
Rear intermittent wiper/washer/defroster	●	●
Concealed antenna	●	●
Reverse Sensing System (late availability)	●	●

Interior Features	XLT	Eddie Bauer
Air conditioning, manual	●	—
Electronic automatic temperature control	—	●
Cargo area tie downs	●	●
Overhead console with map lights, sunglasses holder, garage door opener bin, power rear quarter window switch, electronic display with distance-to-empty, average fuel economy and compass	—	●
Floor console with storage, coin holder, rear audio controls, rear powerpoint, headphone jacks, tissue holder, rear flow-through fan module with bi-level controls, four cupholders	—	●
Door trim panels (color-keyed with front and rear door map pockets)	●	●
Analog instrumentation: voltmeter, oil pressure, water temperature, speedometer/odometer, tachometer and fuel	●	●
Lights: underhood, glove box, front door puddle, front dome/map, overhead rear cargo/ashtray	●	●
Lights: second-row map lights	—	●
Memory feature (driver's seat, exterior mirrors and power adjustable pedals)	—	●
Power door locks with childproof rear doors	●	●
Power windows with "one-touch-down" driver's side	●	●
Powerpoint	●	●
Electrochromic mirror (included in Comfort and Convenience Group)	●	●

Interior Features Cont.	XLT	Eddie Bauer
Power moonroof	●	●
Power Adjustable Pedals System	●	●
Rear floor heat ducts	●	●
Speed control	●	●
Tilt wheel (leather-wrapped with Eddie Bauer)	●	●
Warning lights: door ajar, fasten safety belts, anti-lock brakes, speed control, engine check, airbag, high beams on, parking brake, low fuel, high temperature, low oil pressure, low washer fluid, anti-theft and turn signal	●	●
Auxiliary visors	●	●
Right-hand visor mirror	●	—
Dual illuminated visor mirrors	—	●

#### Seating

First row: 40/60 cloth split bench seat with 6-way power driver seat and manual driver lumbar support

First row: high back cloth captain's chairs with floor console, 6-way power driver's seat, manual driver/passenger lumbar adjustment, map pockets (included in Comfort and Convenience Group)

First row: high back captain's chairs with leather trim, floor console, 6-way power driver's seat, manual driver/passenger lumbar adjustment, map pockets

First row: heated front driver and passenger captain's chairs

Second row: 60/40 split bench seat with center armrest/cupholders, recline and fold-flat features (cloth on XLT/leather trim on Eddie Bauer)

Second row: captain's chairs with leather trim, recline and fold-flat features (late availability)

Third row: removable fold/flip/stow bench seat with roller system (cloth on XLT, vinyl on Eddie Bauer)

#### Safety and Security

Second Generation driver and front passenger airbag supplemental restraint system

Front driver and passenger seat side airbags (late availability)

Height-adjustable 3-point lap/shoulder belts for all outboard passengers

4-wheel power disc brakes with 4-wheel anti-lock braking system

Remote Keyless Entry System with two key fobs and illuminated entry system

Keyless entry keypad

SecuriLock™ Passive Anti-Theft System

Childproof rear door locks

Side door intrusion beams

Head restraints on outboard positions

#### Product Changes and Options Availability

Following publication of the catalog, certain changes in standard equipment, options, prices and the like, or product delays, may have occurred which would not be included in these pages. Your Ford Dealer is your best source for up-to-date information. Ford Division reserves the right to change product specifications at any time without incurring obligations. Options shown or described are available at extra cost and may be offered only in combination with other options or subject to additional ordering requirements or limitations.

Audio	XLT	Eddie Bauer
Premium AM/FM stereo/cassette with four speakers	●	—
MACH® Audio System with Premium AM/FM stereo/cassette and 290 watts peak power, with seven premium speakers	—	●
AM/FM single disc CD stereo	●	—
6-disc CD changer	●	●

#### Comfort and Convenience Group

Captain's chairs with floor console, 6-way power driver's seat, manual driver and passenger lumbar, rear auxiliary heater/air conditioner, Privacy Glass, dual illuminated visor mirrors, electrochromic mirror, illuminated running boards, overhead console

#### Premium Sport Appearance (PSA) Group (Requires Comfort and Convenience Group)

Unique two-tone Dark Graphite sport woven cloth captain's chairs (leather trim optional); unique exterior: color-keyed grille surround, front bumper and bodyside moldings, fog lamps, Skid Plate Package (4x4 only), medium platinum wheellip moldings, side step bars and rear bumper

#### Performance Features

Automatic Tow Haul System

Class II Trailer Towing Package

Class III Trailer Towing Package with rear load-leveling on 4x2 only

Four-corner load-leveling suspension (4x4 only)

Control-Trac "set and forget" (4x4 only)

Skid Plate Package (4x4 only)

#### Powertrain Availability

4.6L V8/4-speed automatic overdrive (standard on Eddie Bauer 4x2 model)

5.4L V8/4-speed automatic overdrive (standard on Eddie Bauer 4x4 model)

California emission system

High altitude principal use

#### Wheels\*/Tires

16" styled steel wheel

16" cast aluminum wheel

17" chromed steel wheel

17" 10-spoke cast aluminum wheel (with PSA Group only) (late availability)

P255/70R x16 BSW all-season

P255/70R x16 OWL all-terrain

P265/70R x17 OWL all-terrain (PSA Group 4x4 only/Eddie Bauer 4x4 only)

P275/60R x17 OWL all-season


(PSA Group 4x2 only/Eddie Bauer 4x2 only)

\*Spare wheel is steel, and spare tire matches road tire.

standard ● optional ● equipment at no charge ●



The MACH® Audio System has a cassette player, speed-sensitive volume control, seven speakers and 290 watts peak power. (Standard in Eddie Bauer.)



Standard versatile fold/flip/stow third-row bench seat with rollers makes for easy installation and removal.



The optional Reverse Sensing System alerts the driver to the presence of certain objects near the rear of the vehicle when backing up slowly during parking maneuvers. Ultrasonic sensors in the bumper detect obstacles up to six feet to the rear. Beeping, with increasing frequency, indicates that Expedition is closing in on the object. Perfect for parallel parking.



Triton™ is the first line of engines in the full-size SUV class to provide a fail-safe cooling system to help protect the engine from damage due to coolant loss.



It's O.K. to be a little  
awestruck when you  
first sit inside an  
Expedition. Not many  
SUVs hold up to nine\*  
and look this good  
doing it. Everything  
is where it should be.  
It's almost effortless.

\*7-passenger seating shown.



**Medium Graphite**  
Leather Trim  
*Optional on XLT*



**Medium Parchment**  
Leather Trim  
*Standard on Eddie Bauer*



**Dark Graphite**  
Cloth  
*Standard on Premium Sport  
Appearance Group only*



# expedition

This year Expedition finds itself at the center of the Ford SUV lineup. A good place to start if you're looking to tow up to 8,300 pounds.\* Nothing else in its class can put that kind of capability behind you.

\*properly equipped.



## Expedition Engine Specifications

Engine	Displacement (liters/cubic inches)	Bore x Stroke	Compression Ratio	Horsepower (SAE net)	Torque, lbs./ft. (SAE net)
4.6-liter SEFI V8	4.6/281	3.55 x 3.54	9.0:1	240 @ 4,750 hp	293 @ 3,500 tor.
5.4-liter SEFI V8	5.4/330	3.55 x 4.16	9.0:1	260 @ 4,500 hp	350 @ 2,500 tor.

## Expedition Maximum Towing Weights

	Axle Ratio	Maximum GCWR (lbs.)	4x2	4x4
4.6L V8/4-Speed Automatic	3.31	11,000	5,900	—
	3.55	11,500*	—	6,000
	3.55	11,000**	—	5,500
5.4L V8/4-Speed Automatic	3.31	12,000	6,800	6,400
	3.55	13,000*	7,800	7,400
	3.55	12,500**	—	6,900
	3.73	13,500*	8,300	7,900†
	3.73	13,000**	—	7,400†

\* With 16" tires or 17" tires (4x2).  
\*\* With 17" tires (4x4).  
† High altitude only.

Note: Maximum trailer weights shown. The combined weight of the towing vehicle (including hitch, passengers and cargo) and the loaded trailer must not exceed the Gross Combination Weight Rating (GCWR).

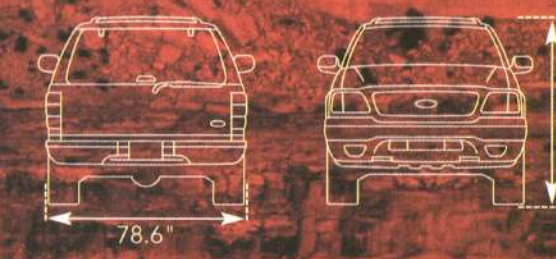
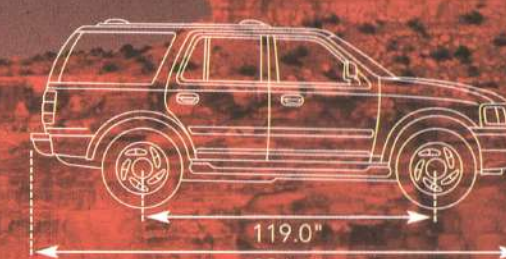
Frontal area considerations:

- \* Not to exceed base vehicle frontal area without Class III Trailer Towing Package.
- † Not to exceed 60 square feet with Class III Trailer Towing Package.

Required equipment:  
• Class III Trailer Towing Package for trailers over 4,000 lbs.

Trailer Towing Package content:  
• 2-pin trailer wiring harness  
• Class III frame-mounted hitch receiver  
• Auxiliary automatic transmission oil cooler  
• Rear load-leveling suspension (4x2 only)  
• Super engine cooling

In order to achieve maximum towing weights, refer to the Ford RV Trailer Towing Guide for specific trailer towing limits and corresponding required equipment.



Dimensions	4x2	4x4
Angle of approach - loaded	21.8°	26.8°
Angle of departure - loaded	19.0°	21.1°
Axle clearance - loaded (rear)	7.8°	7.0°
Vehicle height (empty - includes standard roof rack)	76.5°	78.4°
Tread front	65.4°	65.4°
Tread rear	65.5°	65.5°
Wheelbase	119.0°	119.0°
Width between wheelhouses	46.5°	46.5°
Liftgate opening height	36.0°	36.0°
Load floor height (empty)	33.4°	35.3°
Open liftgate to ground (empty)	72.1°	73.7°
Overall length	204.6°	204.6°
Overall width	78.6°	78.6°
Overhang front	38.7°	38.7°
Overhang rear	46.9°	46.9°
Ramp breakover angle - loaded	22.0°	22.5°
Rear cargo opening width @ floor	57.0°	57.0°
Seating capacity (maximum)	9	9

Dimensions	4x2	4x4
First row		
head room	39.8°	39.8°
shoulder room	63.9°	63.9°
hip room	61.5°	61.5°
legroom	40.9°	40.9°
Second row		
head room	39.8°	39.8°
shoulder room	64.4°	64.4°
hip room	62.3°	62.3°
legroom	38.9°	38.9°
Third row		
head room	35.0°	35.0°
shoulder room	66.7°	66.7°
hip room	59.8°	59.8°
legroom	27.0°	27.0°
Cargo length with rear seats up @ floor	50.9°	50.9°
with rear seats down @ belt	82.2°	82.2°
Cargo volume (cu. ft.):		
Max. cargo volume*	110.7	110.7
Behind 2nd row**	40.9	40.9
Behind 3rd row	20.5	20.5

\*third row removed, second row folded  
\*\*third row removed





**Harvest Gold**  
Clearcoat Metallic



**Estate Green**  
Clearcoat Metallic



**Dark Toreador Red**  
Clearcoat Metallic



**Medium Wedgewood Blue**  
Clearcoat Metallic



**Deep Wedgewood Blue**  
Clearcoat Metallic



**Tropic Green**  
Clearcoat Metallic



**Silver**  
Clearcoat Metallic



**Laser Red Tinted**  
Clearcoat



**Black**  
Clearcoat



**Oxford White**  
Clearcoat



## Exterior Paint Colors

XLT (available cloth and leather trim)

**Harvest Gold** Clearcoat Metallic

**Dark Toreador Red** Clearcoat Metallic

**Medium Wedgewood Blue**  
Clearcoat Metallic

**Deep Wedgewood Blue**  
Clearcoat Metallic

**Tropic Green** Clearcoat Metallic

**Silver** Clearcoat Metallic

**Black** Clearcoat

**Oxford White** Clearcoat

*\*Dark Graphite available only in cloth.*

**XLT Premium Sport Appearance Group**  
(available cloth and leather trim)

**Silver** Clearcoat Metallic

**Black** Clearcoat

**Oxford White** Clearcoat

**Laser Red** Tinted Clearcoat

*Dark Graphite two-tone cloth is standard on XLT PSA Group.  
Medium Graphite leather trim is optional on XLT PSA Group.*

**Eddie Bauer** (available leather trim only)

**Laser Red Tinted** Clearcoat

**Estate Green** Clearcoat Metallic

**Dark Toreador Red** Clearcoat Metallic

**Medium Wedgewood Blue**  
Clearcoat Metallic

**Black** Clearcoat

**Oxford White** Clearcoat

## Interior Trim

Medium Performent	Medium Graphite	Dark Graphite*
●	●	●
●	●	●
●	●	●
●	●	●
●	●	●
●	●	●
●	●	●
●	●	●

## Expedition and the Environment

Expedition is classified as a Low Emissions Vehicle (LEV), emitting 46% lower smog-forming hydrocarbon emissions than the government requires.

**"Tread Lightly"** is an educational program designed to increase the awareness of land-use regulations and responsibilities in our wilderness areas. Ford joins the U.S. Forest Service and the Bureau of Land Management in encouraging you to preserve our national forests and other public and private lands by "treading lightly."



What holds up to nine people, has the best towing capability\* in its class and doesn't have to crouch to get into your garage? (Hint: it's on the cover.) Now, do we really have to ask?

*\*properly equipped*

## EXPEDITION Dealer Accessories



**The Yakima Rear Bike Mount Rack** allows for easy loading, unloading and transport.



**The Yakima Ski Rack** can hold up to six pairs of skis or four snowboards. Clamps are padded for extra protection.



**Wraparound Hood Deflector** helps protect the hood and windshield from debris.



**The Rear Air Deflector** has an aerodynamic design that helps keep the rear window free of dirt.



**Splash Guards** provide protection from mud, salt and other road debris.



**Side Window Deflectors** provide additional protection from rain, wind and sun.

### Roadside Assistance

Every new Ford includes the assurance of a 24-hour emergency Roadside Assistance Program provided during the 3-year/36,000-mile limited warranty period. Ask your Ford Dealer for complete details on this program, which includes such services as fuel delivery, tire change, jump start, or even help when you're locked out of your vehicle.

### New Vehicle Limited Warranty

Under the New Vehicle Limited Warranty, you receive bumper-to-bumper coverage for 3 years/36,000 miles with no deductible. You also receive corrosion perforation coverage for five years with unlimited mileage and no deductible. Ask your Ford Dealer for a copy of the warranty.

### Quality Care

The people who know your vehicle best. The parts designed for it. A service department that understands your needs and respects your time. That's what Quality Care is all about.

Competitive comparisons based on published 1999 competitive data.

**fordforce**  
COMMUNITY ACTION TEAM

Bettering the communities in which we do business is the goal of the Ford Force. We're organized, mobilized and coming to a community near you. Join us.



Visit our website at [www.fordvehicles.com](http://www.fordvehicles.com)