



LINCOLN

NEW 2000 LINCOLN LS

ADRENALINE

DYNAMIC

INNER STRENGTH

INNOVATIVE

POWER

CONTENTS

PRECISE

ENVIRONMENT

REPUTATION

SAFETY

IT'S TIME

Now there is a car that successfully unites American luxury car heritage with a new level of

driving dynamics. It's called the Lincoln LS. It has all the Lincoln comfort and style, but its

agile, responsive ride adds a fresh element to its Lincoln credentials. Enjoy stimulating

performance with road-holding stability. Smooth, refined engineering with the choice of

LUXURY AND

ADRENALINE


BALANCED WITHOUT COMPROMISE

hands-on control. The power of luxury, with the luxury of power. To deliver this, we went back

to the drawing board to create a new type of Lincoln. Then we subjected the car to rigorous

performance testing. The results were far higher than you'd expect from Lincoln. Lincoln has

always thrived on challenge. Drive the Lincoln LS and thrive on our success.






Round hairpin bends or on open roads, precise, responsive handling is a priority. This is why the most demanding drivers require agile

driving dynamics from their luxury cars. The driving dynamics of the Lincoln LS were enthusiastically developed by our top engineers.

Advanced technology adds sports coupé agility to the smooth and refined ride characteristics of a luxury Lincoln. The result is highly enjoyable.




YOU VALUE
DYNAMIC
DRIVE






You'll feel the difference at every touch of the wheel, brake and accelerator pedal. You get steering that immediately connects you with the

road, great handling at both high and low speeds and above all, a feeling of anticipation when you see a clear road stretching ahead.





4



5

YOU CULTIVATE INNER STRENGTH

6

Strategic use of high strength steel.

Extensive use of aluminum. Weight distributed

to achieve a near-perfect 50/50 balance.

These fundamental elements give the Lincoln LS a

rigid, lightweight body structure and a chassis engineered

for athletic performance. The double rail, double torque box design of the lower body structure and the isolated

rear sub frame are designed to minimize cabin noise. It also creates a resilient foundation for the Lincoln LS suspension and engine.



7

YOU ARE OPEN TO INNOVATIVE IDEAS

Using the latest automotive technology, the Lincoln LS is a true driver's car. Equipped with an all-new rear-wheel drive platform and a

patented fully independent short and long-arm suspension, you'll feel the benefit every time you apply the brakes as the rear stays

close to the road for ride stability.

To ensure your Lincoln LS keeps unwaveringly to your chosen course, available AdvanceTrac™ Interactive Vehicle Dynamics uses state-of-

the-art technology to translate your input from the steering wheel straight to the asphalt. You'll also discover innovation in the detail, such

as automatic moisture-sensitive windshield wipers and automatic lamps that light up in response to the ambient light level. The result is a

new Lincoln driving experience.



8



9

YOU KNOW THE POWER OF POSITIVE THINKING

Positive power. There when you want it, controlled, constant and consistent. Delivered by two new all-aluminum

dual overhead camshaft engines, a 3.9-liter 32-valve V8 or a 3.0-liter 24-valve V6.

Both exceptionally smooth, quiet and powerful. Three sophisticated transmissions harness that

power. For the full hands-on thrill of world class driving dynamics, choose the



Getrag™ 5-speed manual transmission. Or opt for the new 5-speed



automatic transmission, or the new 5-speed SelectShift™

automatic transmission, with clutchless shift,

allowing you to change gear at the

tap of a lever. Just make the

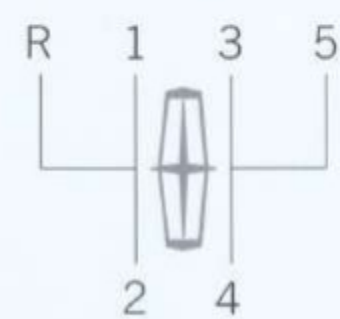
decision and go

for it.



LINCOLN LS
MANUAL
TRANSMISSION

A GETRAG 5-SPEED MANUAL TRANSMISSION IS
AVAILABLE WITH THE LINCOLN LS V6 ENGINE.



LINCOLN LS
SELECTSHIFT
TRANSMISSION

A 5-SPEED SELECTSHIFT™ AUTOMATIC
TRANSMISSION IS AVAILABLE WITH
SPORT PACKAGE V6 AND V8 ENGINES.



ALTERNATIVELY, FULLY AUTOMATIC 5-SPEED
TRANSMISSION IS AVAILABLE ON BOTH.



YOU GIVE YOUR DREAMS

PRECISE

FORM

14

15





17

18



19



The leather-trimmed interior of the Lincoln LS is closely attuned to your needs. The timeless design and thoughtful features are pure Lincoln, but the clean functionality of the cabin layout reveals it's a place for serious driving. Find your ideal position via the 8-way power driver's seat and steering wheel that electronically adjusts vertically and telescopically. Memory seating, mirrors and steering column standard in the Lincoln LS V8 add to the sense

YOU ARE IN TUNE WITH YOUR ENVIRONMENT

of personal luxury. Enjoy all the comfort and convenience of the interior, from easy-entry/exit driver's seat that automatically slides back, to dual electronic temperature controls for both front seat passenger and driver. After all, making you feel like a VIP is a Lincoln skill. Music, courtesy of an available Alpine® Audiophile 12-speaker audio system, completes the experience.







24

25

The fine stitched leather, the precision

handling, the luxuriously rich paint finish –

with the design of the Lincoln LS you see

quality is in the detail. This, added to the

YOU BUILD YOUR
REPUTATION
WITH INTEGRITY

integrity of build that's always characterized

Lincoln, gives the Lincoln LS a reputation all

of its own. With this car we have delivered

a Lincoln way beyond your expectations.

Evasive maneuvers, tight corners, sudden, slippery road conditions. You can't escape

from the unexpected, but a Lincoln LS helps you overcome it. Available AdvanceTrac™

Interactive Vehicle Dynamics monitors road conditions and vehicle input, controlling each

wheel for maximum stability. This is integrated with the standard all-speed traction control

and 4-wheel anti-lock braking. Advanced safety and security technology includes both front

YOU LEARN

SAFETY

BY OVERCOMING ADVERSITY

airbags* and seat-mounted side impact airbags*. Side doors are reinforced with steel beams.


Autolocking enables the doors to lock automatically when you're driving. High levels of

performance and luxury demand high levels of safety and security. It's a simple equation,

but it's one we've taken to heart.

*Always wear your safety belt and secure children in the rear seat.



A high-angle, front-facing view of a dark-colored Volvo car, likely a sedan, with its headlights and grille visible. The car is centered in the frame against a dark background. The text is overlaid in the center of the image.

YOU KNOW WHEN
IT'S TIME
FOR POSITIVE ACTION

TECHNICAL

POWER AND TRANSMISSION

EXTERIOR FEATURES

IN PRECISE DETAIL

INTERIOR FEATURES

SAFETY AND SECURITY

COLOR AND TRIM



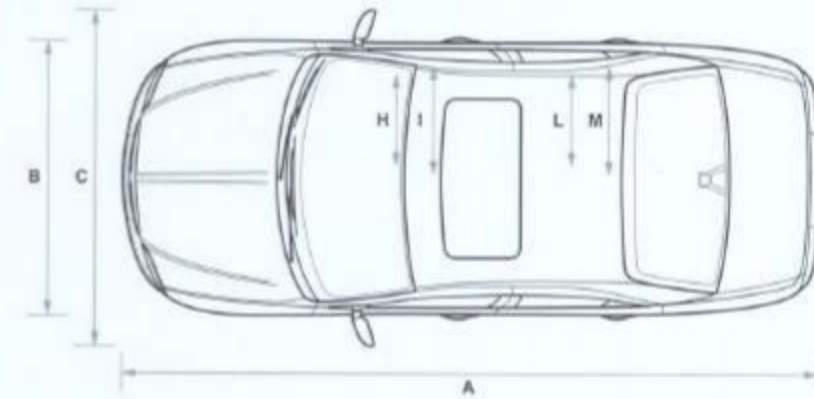
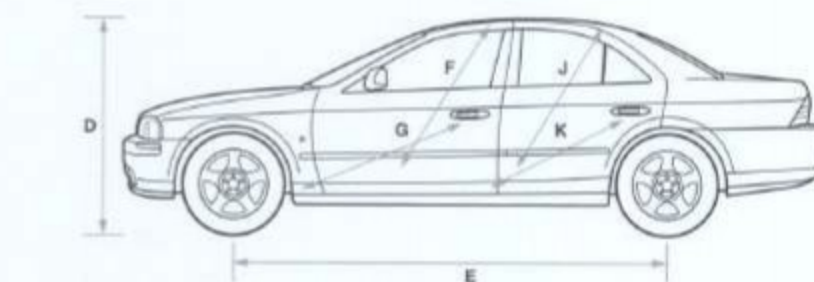
LINCOLN

NEW 2000 LINCOLN LS

TECHNICAL

Curbweights (lbs) **	Gross Vehicle Weight (GVW) (lbs)	Max. towing limit at GVW (lbs)
3598	4519	2000
3593	4581	2000
3692	4672	2000

Dimensions may vary dependent on the model and equipment fitted.



Model choice and weights and loads

- 3.0L V6 24V Manual
- 3.0L V6 24V Auto
- 3.9L V8 32V Auto

Size and space

Exterior (inches)

- A Overall length - 193.9
- B Overall width without mirrors - 73.2
- C Overall width with mirrors - 80.1
- D Unladen height - 56.1
- E Wheelbase - 114.5

Interior (inches)

Front

- F Effective headroom - 38.6 *With moonroof*
- F Effective headroom - 40.4 *Without moonroof*
- G Maximum effective leg room - 42.8
- H Hip room - 53.0
- I Shoulder room - 57.7

Rear

- J Effective headroom - 36.7 *With moonroof*
- J Effective headroom - 37.5 *Without moonroof*
- K Minimum effective leg room - 37.4
- L Hip room - 54.4
- M Shoulder room - 57.0

Stowable luggage - cu ft †

- 5-seat mode - 13.5

Turning circle - ft

- Wall to wall - 39.7
- Curb to curb - 38.06
- Turns - Lock to lock - 2.8

** Represents the lightest curbweight assuming full fluid levels and fuel levels, subject to manufacturing tolerances and options, etc., fitted.

† Measured using the SAE Method.

Electronic Brake Force Distribution (EBD)

Electronic Brake Force Distribution (EBD) provides ABS-derived electronic proportioning of brake action. This allows compensation for different vehicle loads, promoting braking precision.

AdvanceTrac™

AdvanceTrac™ Interactive Vehicle Dynamics Control constantly monitors speed, road conditions and driver steering input, controlling each wheel for maximum stability. Information from the yaw rate sensor, lateral acceleration sensor, steering wheel sensor, wheel speed sensors and master cylinder pressure sensors are used to correct discrepancies between the driver's input and the vehicle's motion. AdvanceTrac™ adjusts the brake forces at each wheel individually, preventing excessive yaw and wheelspin, especially around corners. AdvanceTrac™ is integrated with 4-wheel anti-lock braking and all-speed traction control for smooth handling precision.

Brakes

Power 4-wheel ventilated discs with ABS and Electronic Brake Force Distribution (EBD)

Traction control - All-speed

AdvanceTrac™ stability enhancement system

Fuel tank

Capacity - 18.3 gallons

Steering

Speed-sensitive, variable-assist power rack and pinion

Steering column - Electronic telescopic/tilt adjustment

Steering column - Electronic telescopic/tilt adjustment 2 setting memory function

Suspension and Body

Suspension - Front and rear upper and lower aluminum control arms

Suspension - Anti-dive and anti-lift tuning, front and rear

Springs - Front and rear dual taper coil springs

Stabilizer bars - Front and rear

Shocks - Front and rear gas-charged hydraulic twin tube, coil overs with integral rebound springs in front only

Sport suspension tuning with manual transmission or available sport package

Body - Unitized construction with front and rear subframes

All-speed traction control system

To increase handling agility, traction control operates at all speeds to enhance traction in all road conditions.

Steering column

An electronic telescopic/tilt steering column allows you to smoothly adjust the position of the steering wheel for added comfort.

Body structure

The Lincoln LS has undergone the most exacting torsional and bending testing in Lincoln's history. The result is a stiffened body structure and chassis which provides the optimum foundation for the suspension, while endowing the Lincoln LS with smooth Lincoln ride characteristics and responsive handling.

SLA aluminum independent rear suspension

The patented SLA aluminum independent rear suspension has advanced anti-lift properties. This optimized suspension geometry and low unsprung weight means that the rear of the Lincoln LS stays close to the road under braking. As well as reducing tire wear, this boosts driver confidence, especially when braking.



Key
Available as part of an Option Package — See page 6 for details.
Standard Equipment
Optional Equipment — See page 7 for details.

TECHNICAL

POWER AND TRANSMISSION

Powertrain electronic control module

A high speed Powertrain Electronic Control Module (PTEC) integrates engine, transmission and other crucial powertrain functions to deliver smooth, controlled engine performance.



5-speed automatic transmission

A new rear-wheel drive automatic transmission has been designed specially for the Lincoln LS. It is a close-ratio 5-speed with overdrive and it is computer-controlled for smooth and seamless gear changing.

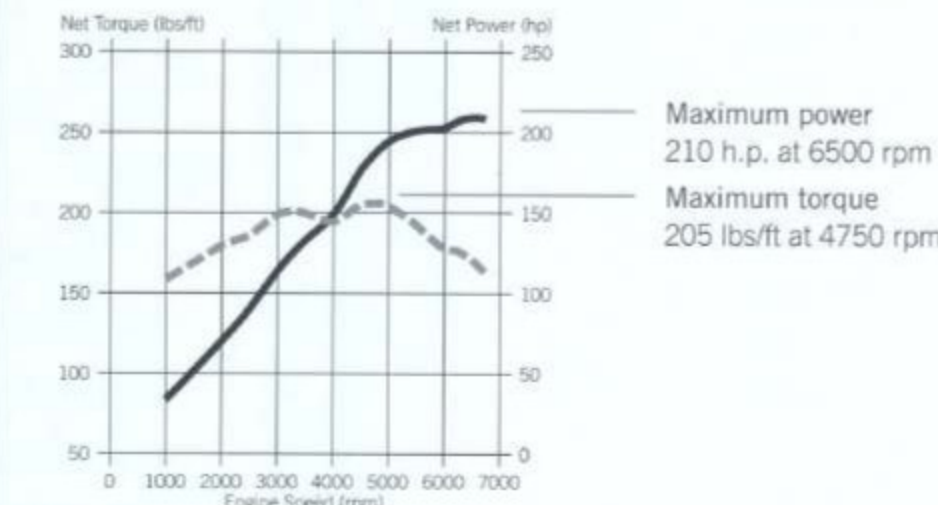
5-speed Getrag™ manual transmission

A 5-speed Getrag™ manual transmission is available with the V6 engine for enhanced driver control. The result is optimum responsiveness and a more sporty feel to the drive.

Engine Specifications

3.0L DOHC V6 24V

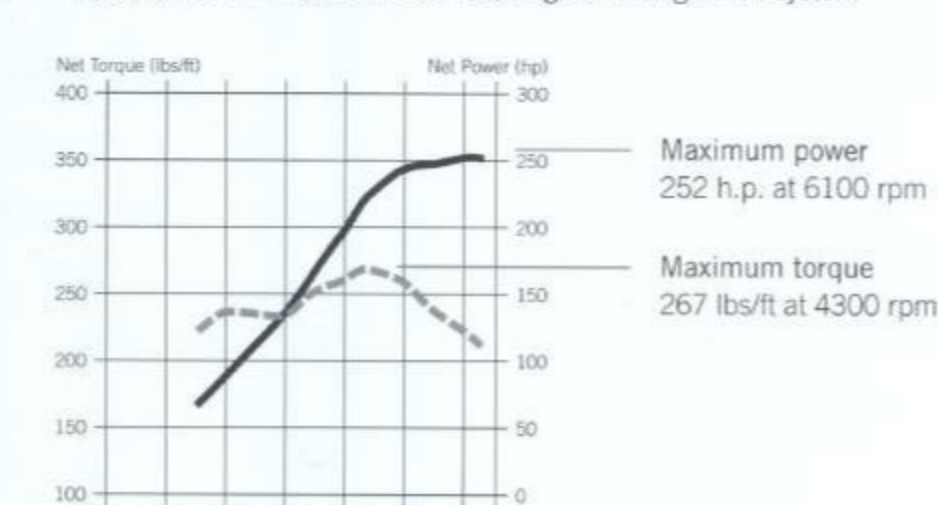
Cylinders - V6
Sequential Electronic Fuel Injection
PTEC (Powertrain Electronic Control) engine management system



Maximum power 210 h.p. at 6500 rpm
Maximum torque 205 lbs/ft at 4750 rpm

3.9L DOHC V8 32V

Cylinders - V8
Sequential Electronic Fuel Injection
Coil-on-plug ignition system
PTEC (Powertrain Electronic Control) engine management system



Maximum power 252 h.p. at 6100 rpm
Maximum torque 267 lbs/ft at 4300 rpm

Engine - California emissions system *Additional Equipment At No Charge.*

Engine block heater

Transmission - 5-speed automatic with overdrive

Transmission - SelectShift™ with driver-controlled 'tap up/tap down' feature

Transmission - 5-speed Getrag™ manual with overdrive

SelectShift™

An all-new SelectShift™ transmission is available with sport package V6 and V8 engine. Once the gear lever is in SelectShift™ mode, you can change up a gear by pushing the gear lever forward, and down a gear by pulling the gear lever back. You can easily revert to automatic transmission whenever you choose.

Performance and Economy

Not available at time of publication

18 mpg city - 25 mpg highway

17 mpg city - 23 mpg highway

Key
Available as part of an Option Package — See page 6 for details.
Standard Equipment
Optional Equipment — See page 7 for details.

EXTERIOR FEATURES

LS V6 Manual
LS V6 Automatic
LS V8 Automatic



17" 5-spoke super silver aluminum wheel
16" 5-spoke brushed aluminum wheel
16" 5-spoke high polished aluminum wheel

Exterior Appearance and Styling

- Bodyside moldings – Body color
- Bumpers – Monochromatic appearance and front air intake
- Bumpers – Color-keyed with chrome inserts and front air intake
- Door handles – Body-colored
- Grille – Chrome with molded black vertical ribs and Lincoln star crest
- License plate surround – Chrome
- Wheels – 17x7 1/2" 5-spoke super silver aluminum (full-size spare tire with matching aluminum wheel) with P235/50R 17 95V BSW All-Season High Performance tires
- Wheels – 16x7" 5-spoke brushed aluminum (mini spare tire with steel wheel) with P215/60R 16 94H BSW All-Season tires
- Wheels – 16x7" 5-spoke brushed aluminum (mini spare tire with steel wheel) with P215/60R 16 94H BSW All-Season tires
- Wheels – 16x7" 5-spoke bright machined aluminum wheels with locking wheel nuts (mini spare tire with steel wheel)

Exterior Functional

- Alarm – Perimeter with LED display
- Decklid – Remote release
- Door mirrors – Fixed, electrically-operated and heated with body color housings
- Door mirrors – 2 setting memory function
- Exhaust – Dual
- Fuel filler door – Remote release with manual override in trunk
- Gas cap tether
- Glass – Solar tinted
- Rear window defroster
- Wipers – Two-speed with variable intermittent wipe and heated wiper area (wiper in rest position)
- Wipers – Moisture sensitive, two-speed with variable intermittent wipe and heated wiper area (wiper in rest position)

Exterior Lighting

- Headlights – Automatic on/off with delay
- Headlights – Dual parabol as (round) single unit, complex reflector with clear lenses
- Fog lights
- Tail lights – Complex reflector
- High-mounted rear brake light

Key
Available as part of an Option Package — See page 6 for details.
Standard Equipment
Optional Equipment — See page 7 for details.

Auto-lamp
Parking lamps, low-beam headlamps and front fog lamps automatically light up in response to the ambient light level. Then, when you switch off the ignition, the lamps stay on for a short period to help you make a safe exit. A battery saver feature ensures the lamps are automatically turned off.

INTERIOR FEATURES

LS V6 Manual
LS V6 Automatic
LS V8 Automatic

Alpine® Audiophile sound system

The Alpine® Audiophile sound system produces 175 watts of amplification, with a 12-speaker array and sub woofer. An equalization selector optimizes sound quality for all or selected seats, while Digital Signal Processing can simulate a variety of listening conditions, from concert hall to jazz club.

Audio

- Premium AM/FM stereo/cassette with RDS, clock, speed sensitive volume control and 4 speakers
- Antenna – Integrated into rear window
- Audio controls on steering wheel
- Alpine® Audiophile AM/FM stereo/cassette with 12 speakers and sub woofer
- 6-disc CD changer (glovebox-mounted)

Carpet and Trim

- 18 oz "Merino" cut-pile carpet
- Floor mats – Carpet, front and rear
- Lower door trim – Carpet
- Scuff plates – Front and rear
- Wood appearance appliques – Door trim, instrument panel, shifter bezel and front and rear ashtrays

Interior Lighting

- Courtesy light – Front, center-mounted, front door-operated
- Courtesy light – Rear dome light with switch
- Door reflector – Front and rear
- Instrument panel – Courtesy light
- Illuminated switches on steering wheel and instrument panel, backlit front door switches
- Map lights – Front, two fixed

Instruments and Controls

- Analog instrument cluster – Speedometer, dual trip odometer, tachometer, fuel gauge and coolant temperature gauge
- Shift indicator – Dash-mounted, illuminated
- Exterior temperature display
- Message center – Electronic
- Speed control with on/off switch, set, resume, coast and tap up/tap down features
- Delayed accessory power
- Battery saver feature
- Control stalks – Column-mounted for turn signals, main beam, dip and flash, wash/wipe functions

Key
Standard Equipment
Optional Equipment — See page 7 for details.

INTERIOR FEATURES

LS V6 Manual
LS V6 Automatic
LS V8 Automatic

Instruments and Controls

- Gear shift knob – Leather-wrapped
- Steering wheel – Leather-wrapped four-spoke incorporating dual tone horn function, speed control buttons and remote audio controls

Seats and Seat Belts

- Seats – Leather seating surfaces
- Armrests – Full length in door trim panels
- Front seat – Armrest in center console
- Front seat – Driver's 2 setting memory function
- Front seats – Individual bucket seats with driver's 8-way power adjustment and passenger's 6-way power adjustment, manual lumbar adjustment, height- and adjustable head restraints
- Front seats – Individual bucket seats with driver's 8-way power adjustment and passenger's 6-way power adjustment, power lumbar adjustment and height-adjustable head restraints
- Front seats – Heated cushions and backs

Theater seating
Rear seats are positioned higher than the front seats to improve the view for rear seat passengers.

Dual automatic temperature control (DATC)
Dual Automatic Temperature Control features dual sun load sensors on the windshield. This means the air conditioning can be individually adjusted for both the driver and the front passenger.

Storage Pockets

- Storage pockets – Front seat backs
- Rear seats – "Theater seating"
- Rear seats – Fold-down 60/40 split bench
- Rear seats – Adjustable head restraints
- Rear seats – Fold down armrest incorporating dual cup holders

Comfort and Convenience

- Air conditioning – CFC-free with Dual Automatic Temperature Control (DATC), particulate air filter and dual sunload sensors
- Air conditioning – Rear compartment ducts
- Ashtray – Center stack-mounted with illumination and accessory socket/cigar lighter
- Ashtrays – Mounted in front and rear door panels
- Cellular phone – Portable, hands-free analog cellular phone
- Center console – With storage compartment and integral armrest
- Clock – Electronic digital, integrated in radio
- Cup holders – Dual front (one cup holder with manual)
- Cup holders – Two in rear center armrest

Key
Available as part of an Option Package — See page 6 for details.
Standard Equipment
Optional Equipment — See page 7 for details.

Cellular phone
The Lincoln LS cellular phone features hands-free operation and automatic recharging.

INTERIOR FEATURES

LS V6 Manual
LS V6 Automatic
LS V8 Automatic

Comfort and Convenience

- Glovebox – Locking with illumination
- Door release handles – Chrome
- Driver's footrest
- Grab handles – Front and rear with rear coat hooks
- Mirror – Day/night rear-view
- Mirror – Rear-view, electrochromic
- Moonroof – Electrically-operated with global opening and closing feature
- Rear window ledge – Carpeted
- Storage – Dual map pockets in front doors
- Sun visors – Driver's and front passenger's with illuminated mirrors
- HomeLink® universal garage door opener
- Windows – Electrically-operated with express lowering on driver's side and global open/close feature

Luggage Compartment

- Courtesy light

Option Packages

- Sport Package – 17x7½" 5-spoke super silver aluminum wheels (full-size spare tire with matching aluminum wheel) with P235/50R 17 95V BSW tires; sport suspension tuning; monochromatic-appearance body color bumpers; engine oil cooler

- Convenience Package – Electrochromic rear-view mirror; HomeLink® universal garage door opener; moisture sensitive wipers; 2 setting memory positions for driver's seat, steering column and door mirrors; power lumbar adjustment on driver's and passenger's seats

Memory seating

- Memory seats, mirrors and steering column can be set for two different drivers for personalized comfort.

Key

Standard Equipment
Optional Equipment — See page 7 for details.

Moisture-sensing windshield wipers

Sensors near the interior rear-view mirror detect moisture accumulation on the windshield and automatically activate slow or fast moisture wiper motion. The wipers work in virtually any weather because when they are in the rest position, they are heated to prevent a build-up of ice or snow.

SAFETY AND SECURITY

LS V6 Manual
LS V6 Automatic
LS V8 Automatic

Safety

- Fuel cut-off – Inertia switch
- Electronic returnless fuel system
- Body – Front and rear crumple zones
- Body – Side impact door beams
- Locks – Childproof safety locks on rear doors
- Airbags* – Driver's and passenger's front and side impact airbags*
- Safety belts – Front, inertia reel, with grabbers, pre-tensioners and height-adjustable mounts. Rear, three inertia reel, lap and diagonal

Security

- Alarm – Perimeter with LED display
- Locks – Remote keyless entry system with global opening and closing, key fob panic button and illuminated entry
- Locks – SmartLock anti-lockout system
- Locks – Steering column, electric
- Locks – Steering column
- Locks – Key, brake and gear selector interlock
- Locks – auto locking
- SecuriLock™ Passive Anti-Theft System
- Vehicle Emergency Message System – RESCU™ system, includes portable, hands-free, voice-activated analog cellular phone

Smart locks

these prevent the doors from locking when the key is in the ignition, to reduce the chance of locking keys in the car.

Auto locking

Auto locking ensures that doors can lock automatically when the shift lever is moved out of 'P' or 'R' (automatic) or when the parking brake is off (manual). This means you don't have to remember to lock the doors while driving.

Front and side airbags*

Driver and front passenger have both front and side airbags to provide all-round cushioned protection.

*Always wear your safety belt and secure children in the rear seat.

Global open/close for windows and moonroof

The windows and electrically-controlled moonroof have global opening via the remote entry key fob or when you insert the driver's door key in the door lock for added convenience.

RESCU™

A Remote Emergency Satellite Cellular Unit (RESCU™) gives you instant access to roadside emergency service and travel information via two buttons on the overhead console. RESCU™ includes an on-board electronic module, a cellular telephone and a global-positioning-satellite-antenna. RESCU™ requires a cellular phone service.

Option availability: Options shown or described in this brochure are available at extra cost and may be offered only in combination with other options or subject to additional ordering requirements or limitations.

Key

Standard Equipment
Optional Equipment — See page 7 for details.

COLOR AND TRIM

Note: Colors reproduced on these pages may vary from the actual colors, due to the limitations of printing processes used.

Deep Charcoal
Light Granite
Medium Parchment
Truffle

Solid Body Colors

- Black
- Vibrant White

Metallic Body Colors

- Cordovan
- Deep Wedgewood Blue
- Dark Green Satin
- Graphite Blue
- Silver Frost
- Midnight Grey
- Estate Green

- Light Parchment Gold

Tri-Coat Body Colors*

- Autumn Red**
- Ivory Parchment (Solid)
- White Pearlescent (Metallic)

** Late availability

* Tri-Coat body colors are extra cost.

Product changes following publication of this brochure, certain changes in standard equipment, options, prices and the like, or product delays, may have occurred which would not be included in these pages. Your Lincoln Dealer is your best source for up-to-date information. Lincoln reserves the right to change product specifications at any time without incurring obligations.

METALLIC BODY COLORS

SOLID BODY COLORS

Cordovan		Silver Frost		Black	
Deep Wedgewood Blue		Midnight Grey		Vibrant White	
Dark Green Satin		Estate Green		Ivory Parchment (Solid)	
Graphite Blue		Light Parchment Gold		White Pearlescent (Metallic)	

TRI-COAT BODY COLORS

INTERIOR TRIMS

Deep Charcoal		Light Graphite		Medium Parchment		Truffle	
---------------	---	----------------	---	------------------	--	---------	---

The satisfaction of owning your Lincoln LS goes well beyond the driving experience. It's knowing your vehicle is backed by a comprehensive benefits package like Lincoln Commitment. It includes 24-hour Roadside Assistance – just call our hotline for towing, battery jump-starting, flat tire changing, lockout service or gas delivery. Assistance will usually arrive within 45 minutes. Alternate transportation options are offered by your dealer such as a loaner vehicle or shuttle service should your Lincoln LS require warranty service. Should an emergency arise, whether you're close to home or away on vacation, rest assured we'll reimburse you for things like meals, lodging, taxis and rental car.

LINCOLN COMMITMENT[®]



And we'll furnish you with computerized maps and trip routing. What's more, Lincoln Commitment provides a dedicated Lincoln Customer Assistance Center to answer your questions and a 4-year/50,000-mile bumper to bumper limited warranty. A corrosion protection limited warranty provides coverage for 5 years with unlimited mileage and no deductible. Some restrictions may apply. See your dealer for complete details. **At your service, with our compliments.** A complimentary first scheduled maintenance service visit including changing engine oil, replacing oil filter, tire rotation and a multipoint inspection will be provided for every new Lincoln LS customer, courtesy of Lincoln.

NEW 2000 LINCOLN LS

Product changes following publication of this brochure, certain changes in standard equipment, options, prices and the like, or product delays, may have occurred which would not be included in these pages.

Your Lincoln Dealer is your best source for up-to-date information. Lincoln reserves the right to change product specifications at any time without incurring obligations.

For more information, visit www.lincolnvehicles.com or call 877-2DriveLS



LINCOLN

Lincoln Extended Service Plan is the only service contract backed by Ford Motor Company and honored at over 5,000 Ford and Lincoln Mercury Dealers. Ask your dealer for prices and additional details.



Ford Credit offers a wide variety of financing and leasing programs to qualified buyers that can be arranged right at the Dealership. Ask your Dealer for the facts on these programs, or call Ford Credit Customer Service at 1-800-727-7000.

