

A black and white photograph of a body of water, likely a pond or lake, with ripples and reflections of palm trees. The water is dark, and the reflections are sharp and clear. The overall mood is serene and natural.

LINCOLN

2000 NAVIGATOR



2000 Lincoln Navigator

2. The core values

The adventure 8.

10. The beauty

14. The power

20. The inner sanctum

The inner quality 22.

26. The features in full

The finale 34.





It is commanding.

It is distinctive.

An obvious leader.

Poised and muscular

beneath a handsomely

rugged exterior.

Assertive, yet

thoroughly civilized.


Remarkably

well-mannered. And

eminently roadworthy.







It is getting away

from it all while

still having it all.

The technologies

that make the

road smoother.

The amenities

that make traveling

more comfortable.

The perfect escape.






Lincoln Navigator four-wheel drive in Silver Clearcoat Metallic. Shown with available equipment.



Lincoln Navigator four-wheel drive in Black Clearcoat. Shown with available equipment.



Three hundred horses

effortlessly conquering

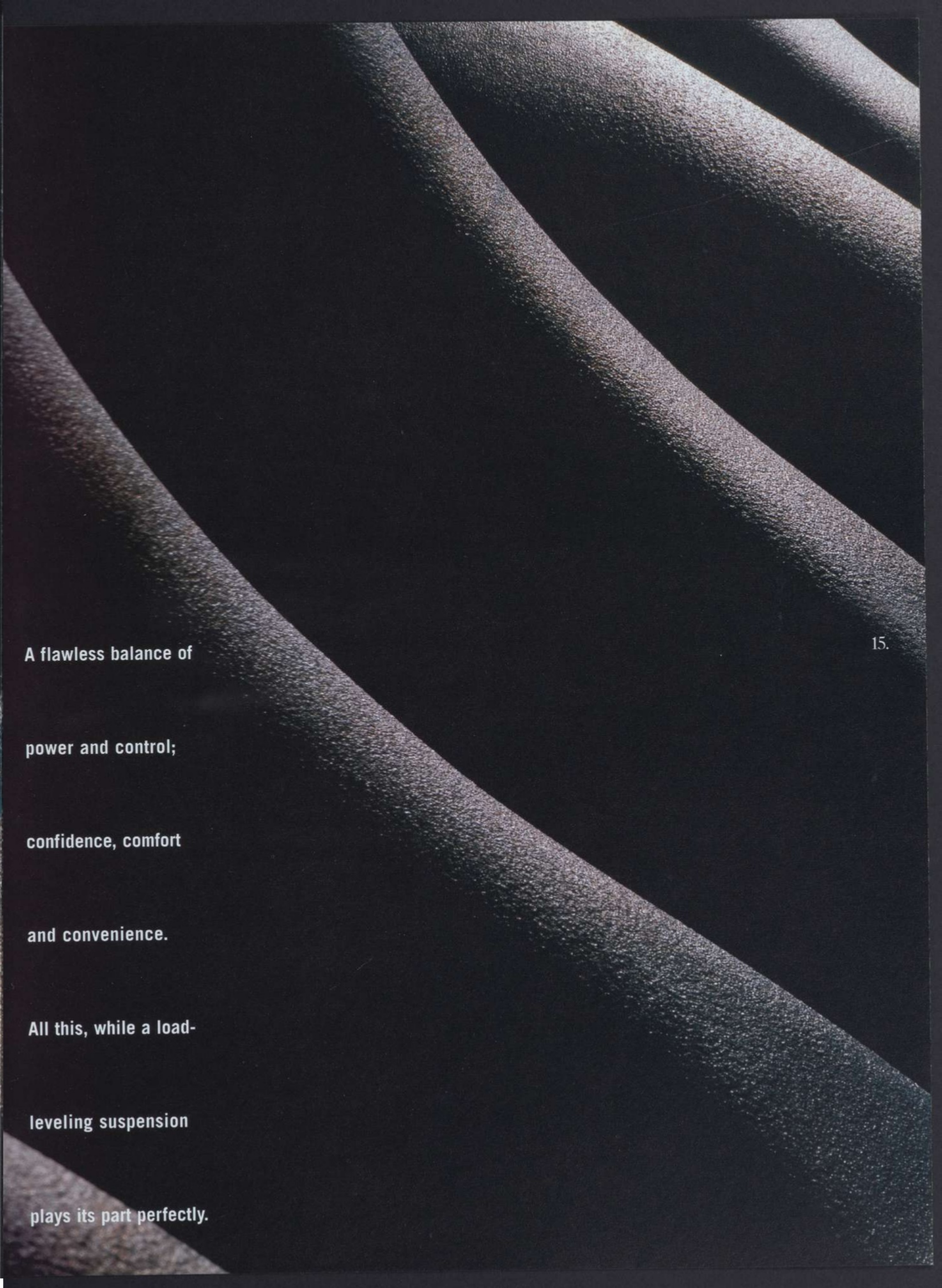
a hill. Thirty-two valves

churning, in harmony.

A smooth, electronic

automatic transmission

gently controlling a V8.



A flawless balance of

power and control;

confidence, comfort

and convenience.

All this, while a load-


leveling suspension

plays its part perfectly.





Lincoln Navigator four-wheel drive in Black Clearcoat. Shown with available equipment.



Evening mist hovers over lakeside treetops. The loon signals the end of another day. You and Navigator have traveled many roads to be here. Some were wet, slick. Some were steep and harsh. Some were barely roads. Navigator's Control Trac® system helped get you here — to the quiet, the peaceful, the serene lakeside treetops.

21.

It is a wide open space, beckoning. A gently curving vista, tempting the eye. Adventure awaits. It is a cozy cabin in the woods — and the leather — you've always wanted. Spacious enough for eight passengers desiring first-class luxury accommodations. Three seating areas instead of two? There is only one Lincoln Navigator.

Ergonomics help make the Lincoln Navigator seem custom-tailored to the body. It's there in the seat engineering. The instrumentation. In every switch, button, knob and handle. Because better design means less fatigue. And less fatigue means greater driver confidence. And that is better for everyone. Period.

Both 2WD and 4WD Lincoln Navigators are engineered with unique, load-leveling air suspensions. On the 2WD, air springs help adjust the rear suspension's height based on vehicle load. The 4WD's system goes even further by automatically adjusting the vehicle height at all four corners. Step-in height is automatically reduced by one inch (when in Park with ignition OFF); and low-speed driving height and ground clearance are increased by one inch when 4WD-Low is selected.



The walnut-and-leather-accented front console goes significantly beyond mere cup holders and map pockets. The rear of the console is equipped with flow-through ventilation and fan controls to pamper those in back on models not equipped with auxiliary climate control. Other generous second-row amenities include radio controls and dual headphone jacks, as well as a 12-volt power point outlet.

Electronic Automatic Temperature Control automatically adjusts Navigator's interior temperature to the preferred level, and continually maintains that level throughout the cabin. As an additional luxury, the blower won't switch on until the air to be distributed has reached the preset temperature.

Global Positioning System (GPS) technology means you never have to ask for directions again. CD-ROM activated, GPS calibrates where you are relative to your destination. The results are illuminated on an easy-to-see, five-inch color console display. In addition, GPS voice technology gives audio directions in advance of cross streets or turns to guide you to your desired destination.

An available power moonroof welcomes in the sun, moon and the stars. Or just a touch of breeze if you like. When the moonroof is ordered, a programmable garage door opener will be included. Controls for the moonroof are conveniently located in the stylish, overhead mini console. The garage remote control is incorporated into the sun visor and eliminates the need to fuss with old-fashioned, handheld remotes.




When backing up, the Navigator driver benefits from the added security of Lincoln's optional Reverse Sensing System. Inside the cabin, a clearly audible warning signal increases in intensity as an object is approached, alerting the driver to use extra caution. The system may be disabled when backing up to recreational or boat trailers or in any controlled and high-visibility circumstance.

Getting into your Navigator does not require a key. The user-programmable keypad on the driver's side door will unlock the car only after your personalized identification number has been entered. Never again will an inadvertently locked-in key have to cause delay, frustration or a service call.

Standard side-impact head/chest airbags add yet another level of safety and security for Navigator drivers and their families. When used with properly worn safety belts, they can help provide driver and front passenger with remarkably effective protection from injury in the event of a side collision.¹

¹Always wear your safety belt and secure children in the rear seat.

Seventeen-inch wheels contribute to Navigator's striking good looks. Top is the standard cast aluminum wheel; bottom is the distinctive chrome cast aluminum wheel available for Navigator 4WD models.



Power-adjustable brake and accelerator pedals allow drivers of varying heights and stature to assume the most comfortable driving position. Longitudinal pedal movement of three inches allows the driver to occupy the most advantageous position relative to Navigator's front and side-impact airbags. Preferred pedal positions are retained in Navigator's memory system for instant recall.

Integrated illuminated running boards are standard on all Navigator models. Extending from front to rear wheel on both sides of the vehicle, they lower the step-in height for easier entry and exit. Night use is facilitated by a center dual light, aimed front and rear and activated by opening any door.



Lincoln Navigator with Medium Parchment interior. Shown with available equipment.

In the secondary and back seating areas, luxury extends beyond soft leather trim to climate control. Through a clever use of duct passages, temperate air reaches every passenger, courtesy of the auxiliary climate control. For ease of adjustment, it is conveniently located at the rear of the center console.

For added peace of mind, the SecuriLock™ passive anti-theft system uses an encoded key to help protect against theft. If a nonencoded key or ignition bypass is detected, the ignition disables itself.

In the unlikely event of complete coolant loss, the fail-safe cooling system switches from eight-cylinder operation to alternating banks of four cylinders. The disabled cylinders help to lower engine temperature. This allows the Navigator to be driven to a safe exit off the road or to a service depot.¹

¹Distance varies depending on speed, load and ambient temperature.

Exterior mirrors heat quickly to melt ice and snow, for enhanced clarity. They tilt down automatically when shifting into reverse, aiding curb visibility for better parking and maneuverability. Additionally, a prominent turn signal appears in the mirror's housing when the turn indicator is activated. This signal is visible to traffic behind as an additional reminder that a turn is being made. Both mirror housings can be optionally equipped to power-fold from the cabin interior.

Gracing the elegant wood- and leather-trimmed steering wheel are duplicate controls for cabin climate and audio, as well as speed adjustments. Your hands can stay on the wheel and your eyes on the road.

The second-row bucket seats can be quickly folded down flat in four easy steps, following clear instruction diagrams. This increases Navigator's available cargo area to accommodate oversized items.

The four-wheel-drive Navigator uses the Control Trac® 4WD system to select one of three different modes to accommodate varying on-road conditions. A rotary switch, within easy reach, facilitates on-the-fly selection. With the appropriate setting, Navigator 4WD can get through just about anything.

Uncommon as standard equipment in its class, the Navigator's four-wheel disc anti-lock brakes contribute to improved control by reducing wheel lockup during hard braking on most surfaces.

Navigator's tip/fold flat third-row bench seat can be collapsed flat or removed with equal ease, depending on the family's needs, easily and quickly accommodating extra passengers or extra cargo.

HomeLink® is a technology that allows Navigator drivers to interact with home systems for greater convenience and security. Specifically, the driver can easily program the universal remote (engineered right into the Navigator's sun visor) to activate garage doors plus any two additional home-based devices, such as patio or driveway lights. Up to three discrete channels can be programmed to eliminate the need for juggling with old-fashioned handheld remotes while trying to park or depart.

Power-flip rear quarter windows provide welcome additional ventilation for third-row passengers. Another smart use of these windows would be as draft deflectors for front seat occupants. Controls are conveniently located in the overhead console, easily accessible to both driver and front passenger.

Color-keyed bodyside cladding and wheel lip moldings not only add a nice grace note to the Navigator's exterior, they also help protect it from damaging road debris and parking lot "accidents."

Navigator's powerful and responsive 5.4L 32-valve DOHC InTech™ V8 engine delivers a very impressive 300 horsepower along with 355 lb-ft of torque. This engine is rated to go 100,000 miles without a scheduled tune-up under normal driving conditions with routine fluid and filter changes.

Lincoln Navigator four-wheel drive models allow you to shift-on-the-fly simply by turning a switch on the instrument panel. The "Automatic" setting chooses between two- or four-wheel drive as road conditions dictate. 4WD "High" is ideal for traversing snow, ice, shallow mud and sand at normal speeds. 4WD "Low" works best at speeds below 35 mph where the terrain is rugged or steep.

Attentive design has improved even the humble windshield wiper. Because the Navigator's front wipers are speed-sensitive, they automatically adjust their speed in relation to the vehicle's road speed. The result is enhanced visibility under adverse conditions without the need for constant adjustment.

Drivetrain

ENGINE	
LAYOUT	Front engine, rear-wheel drive, available 4-wheel drive
TYPE	DOHC 32-valve InTech™ V8 with electronic engine control system
CONSTRUCTION	Cast iron block with aluminum heads
DISPLACEMENT	5.4 liter/330 cu in.
BORE & STROKE	90.2 mm x 105.8 mm/3.55 in. x 4.17 in.
COMPRESSION RATIO	9.5:1
HORSEPOWER	300 @ 5000 rpm (SAE net)
TORQUE	355 lb-ft @ 2750 rpm (SAE net)
AIR INDUCTION SYSTEM	Long runner intake with tuned plenum
FUEL DELIVERY	Sequential multi-port electronic fuel injection
FUEL REQUIREMENT	87 octane (minimum)
COOLING SYSTEM	Fail-safe cooling
TRANSMISSION AND TRANSFER CASE	
TYPE	4-speed electronic automatic overdrive with overdrive lockout
AXLE RATIO	3.73:1 (limited slip differential)
CONTROL TRAC® 4WD SYSTEM	Optional; three selectable drive modes, electronically controlled

Chassis

BODY	Body on fully boxed ladder frame construction		
SUSPENSION	2WD	Front: Independent short- and long-arm with stabilizer bar and coil springs Rear: Five-link load-leveling with stabilizer bar and air springs	
	4WD	Front: Independent short- and long-arm with stabilizer bar and torsion bar Rear: Five-link load-leveling with stabilizer bar and air springs	
SHOCK ABSORBERS	2WD	Front: Gas-pressurized Rear: Gas-pressurized	
	4WD	Front: Load-leveling air Rear: Gas-pressurized	
AIR SUSPENSION	2WD	Rear load-leveling system	
	4WD	Height-adjustable and four-corner load-leveling system	
STEERING	Type	Variable power-assisted, recirculating ball, speed-sensitive	
	Overall ratio	2WD	16.1:1
		4WD	16.5:1
	Turning circle	2WD	40.4 ft diameter
4WD		40.5 ft diameter	
WHEELBASE	119.0 in.		
TRACK	Front	65.4 in.	
	Rear	65.5 in.	
BRAKES	Power-assisted four-wheel disc, anti-lock		
WHEELS	17-inch cast aluminum		
TIRES	2WD	P275/60R17	
	4WD	P255/75R17	
CURB WEIGHT	2WD	5390 lb	
	4WD	5722 lb	
GROUND CLEARANCE	8.5 in.		

Towing

CLASS	Class III/IV with load-distributing hitch receiver	
TRAILER WEIGHT	2WD	8900 lb max.
	4WD	8100 lb max.
TONGUE WEIGHT	2WD	890 lb max. (Class IV)
	4WD	810 lb max. (Class IV)
STANDARD EQUIPMENT	7-pin trailer wiring harness; heavy-duty flashers; Class III hitch receiver (frame-mounted); auxiliary transmission oil cooler	

Accommodations and Dimensions

HEADROOM (in.)	39.8 front; 39.8 2nd row; 35.1 3rd row	OUTSIDE DIMENSIONS 2WD (in.)	75.2 height; 79.9 width; 204.8 length
LEGROOM (in.)	42.8 front; 39.7 2nd row; 27.0 3rd row	OUTSIDE DIMENSIONS 4WD (in.)	76.7 height; 79.9 width; 204.8 length
HIPROOM (in.)	61.2 front; 62.3 2nd row; 59.7 3rd row	FUEL CAPACITY (gal)	30.0
SHOULDER ROOM (in.)	63.8 front; 64.4 2nd row; 66.7 3rd row	CARGO VOLUME (cu ft)	109.9 maximum ¹

¹63.2 cu ft behind 2nd row with 3rd row seat removed; 19.6 cu ft behind 3rd row. ²Always wear your safety belt and secure children in the rear seat. ³Late availability.

Safety and Security

Driver and front passenger dual airbag Supplemental Restraint System (SRS) ²	Remote keyless entry with panic button, illuminated entry and driver's door keypad
Driver and front passenger side-impact head/chest airbags ^{2,3}	Child-safety locks on rear doors
4-wheel disc Anti-lock Brake System (ABS)	Child-safety seat tether for second- and third-row seats
3-point safety belts for outboard passengers with adjustable shoulder D-rings for first and second rows	Speed-sensitive intermittent front windshield wipers
Anti-intrusion door beams	LED center high-mount stop lamp
SecuriLock™ passive anti-theft system	Inertia fuel pump shut-off switch
	Power adjustable pedals with memory

Interior Amenities

Quad bucket seating with leather seating surfaces ²	First-row floor console with storage, cup holders, rear audio and climate controls, rear 12-volt power point
Removable third-row bench seat with leather seating surfaces and easy install/remove roller system	Full overhead console including map lights, power quarter window switches, electronic display and storage
Dual power front low-back bucket seats with manual lumbar	Power windows and locks with illuminated controls and express-down driver's window
Memory setting driver's seat, exterior mirrors and adjustable pedals	Electrochromic rearview mirror
Wood and leather-wrapped tilt steering wheel, speed control, and duplicate controls for climate and audio	Accessory delay
CFC-free electronic automatic temperature control	Battery saver
Premium AM/FM stereo/cassette with second-row controls and speed-compensated volume control	Remote Keyless Entry system
Multi-function instrument cluster	Front and rear floor mats
Automatic on/off delay headlamps	

Exterior Features

Wraparound complex reflector headlamps	Complex reflector taillamps
Complex reflector fog lamps	Wraparound front and rear bumper fascias
Color-keyed bodyside cladding and wheel lip moldings	Integrated illuminated running boards
Power-heated exterior mirrors with memory and turn indicator	Bright accent luggage rack, beltline and door handles
Solar-tinted glass with Privacy Glass™ on rear doors, quarter windows and liftgate	17-inch cast aluminum wheels
Front fascia-integrated tow hooks (4-wheel drive)	Bright liftgate appliqué with complex reflector back-up lights

Options

Second-row 60/40 split bench seat with leather seating surfaces	Power moonroof
Heated driver and front passenger seats	Premium 6-disc CD changer
Auxiliary climate control for rear occupants	Power-fold exterior mirrors ³
Alpine® Audio System with premium AM/FM stereo/cassette and seven premium speakers, subwoofer and speed-compensating volume control	Hands-free portable cellular telephone
Climate-controlled driver and front passenger seats ³	Reverse Sensing System ³
	17-inch chromed cast aluminum wheels
	Skid plate package (4-wheel drive)
	Navigation System with 5-inch color display and voice instruction ³



Ford Credit provides the convenience of one-stop shopping with a variety of simple-to-understand purchase or Red Carpet Lease programs available right at the dealership. For more information, ask your dealer for details, or visit us on the web at www.fordcredit.com



For additional information please visit our website: www.lincolnvehicles.com

Following publication of this brochure, certain changes in standard equipment, options, prices and the like, or product delays may have occurred which would not be included in these pages. Your Lincoln dealer is your best source for up-to-date information. Lincoln reserves the right to change product specifications at any time without incurring obligations. 2000 EPA mileage estimates were unavailable when this brochure was printed. Options shown or described in this brochure are available at extra cost and may be offered only in combination with other options or subject to additional ordering requirements or limitations. Information based on AAMA specifications.

There are so many

reminders that this is

a Lincoln Navigator.

Luxurious tranquility.

Functional intelligence.

You and Navigator,

taking power, control

and comfort to an

undiscovered place.



Paint



Oxford White Clearcoat



Laser Red Tinted Clearcoat Metallic



Medium Charcoal Green Clearcoat Metallic




Medium Charcoal Blue Clearcoat Metallic



Black Clearcoat



Light Parchment Gold Clearcoat Metallic



Silver Clearcoat Metallic

Upholstery



Medium Graphite



Medium Parchment



