


2001

ESCAPE
EXPLORER SPORT TRAC
EXPLORER SPORT
EXPLORER
EXPEDITION
EXCURSION





ESCAPE	6
EXPLORER SPORT TRAC	22
EXPLORER SPORT	38
EXPLORER	52
EXPEDITION	70
EXCURSION	90
DIMENSIONS	112
TOWING	116
GEAR	118

NO BOUNDARIES
FORD OUTFITTERS 

COLOR OUTSIDE THE LANES



ESCAPE



EXPLORER
SPORT TRAC



EXPLORER
SPORT



EXPLORER



EXPEDITION



EXCURSION

There are places you've always wanted to go. Places where there are no lane markers and the horizon is the closest thing to a border. Whatever the size or scene of your dream, there's a Ford sport utility vehicle to make the journey. And with each Ford sport utility qualifying as a Low Emission Vehicle (LEV) you can enjoy the dream without worry. From the youthful Escape to the ultimate Excursion, we outfit the most far-reaching SUVs to ever roam the planet's crust. Because, like you, we believe the end of the road isn't the end of the adventure.

It's just the beginning.

NO BOUNDARIES
FORD OUTFITTERS

ESCAPE



The new Ford Escape. It's ready to do all that you can do.

Escape XLT with optional equipment in Chrome Yellow Clearcoat.



Ford Escape XLS in Bright Red Clearcoat

THE GET-AWAY-TO-IT-ALL VEHICLE



CONVENIENT ACCESS

Escape gives you two ways into the cargo hold: The flip-up rear glass for quick access with smaller items, and the rear liftgate for wide-open access.

WITH RUGGED STYLE AND GUTS.

From the canyons of the city to skyscraping mountain ranges, the all-new Ford Escape is outfitted to fit right in. Escape combines a small profile with a wide, confident stance outside, and best-in-class interior volume inside. Four-wheel independent suspension, the available Control Trac II 4WD System and 3.0L Duratec V6 make Escape smooth and agile on paths, beaten and otherwise.

EXTERIOR FEATURES

	XLS	XLT
Power Moonroof	-	0
Rear Window - Flip-Up Glass	S	S
Bodyside Cladding and Rocker Moldings	S	S
Roof Rack - 2 Adjustable Cross Bars	S	S
Fog Lamps	-	S
Side Step Bars	0	0
Privacy Glass	-	0
Trailer Towing, Class II 3500 Lb. Towing Capacity. Requires 3.0L Duratec V6 Engine. Includes Trailer Hitch Receiver, Wiring Harness with 4-Pin Connector and Engine Oil Cooler (no charge upgrade on XLT 4x4 with 3.0L Duratec V6)	0	0

PERFORMANCE FEATURES

4x2 Front-Wheel Drive	S	S
4x4 Four-Wheel Drive: Control Trac II	0	0
2.0L Zetec I4 16-valve/5-speed Manual OD	S	S
3.0L Duratec V6 24-valve/4-speed Automatic OD	0	0
California Emissions System	0	0
Suspension - Four-Wheel Independent	S	S
P225/70Rx15 BSW All-Season Tires	S	-
P225/70Rx15 OWL All-Season Tires	0	S
P235/70Rx16 OWL All-Season Tires	-	0
15" Styled Steel Wheels	S	-
15" Alloy Aluminum Wheels	0	S
16" Alloy Aluminum Wheel Package Requires 3.0L Duratec V6 Engine. Includes P235/70Rx16 OWL All-Season Tires and Wheel Lip Moldings (no charge upgrade on XLT 4x4 with 3.0L Duratec V6)	-	0
Convenience Spare Tire with Steel Wheel (limited service)	S	S
Fuel Tank Capacity (2.0L engine = 15.0 gallons; 3.0L engine = 16.0 gallons)	S	S

SAFETY AND SECURITY FEATURES

Airbags - Driver and Front Passenger*	S	S
Airbags - Side Impact (front seats only)	0	0
4-Wheel Anti-Lock Braking System	0	S
Side Door Intrusion Beams	S	S
Remote Keyless Entry System	S	S
SecuriLock™ Passive Anti-Theft System	S	S
Lower Anchors and Tethers for CHildren (LATCH)	S	S
Child Safety Door Locks (rear doors)	S	S
Standard S Optional O		

*Remember, always wear your safety belt and secure children in the rear seat.

EXTERIOR OUTFITTING



Standard roof rack can carry up to 100 pounds. Adaptable to your gear with two adjustable crossbars and four tie-downs.



A smooth power moonroof, with interior shade, is available on Escape XLT.



Wide bodyside cladding, rocker moldings and available wheel lip moldings help protect Escape's finish from brush, rocks and road debris.

POWER AND CAPABILITY



Available 3.0L Duratec V6 generates 201 HP@5900 rpm and 196 ft-lb torque@4700 rpm. Standard 2.0L Zetec I4 puts out 127 HP@5400 rpm and 135 ft-lb torque@4500 rpm.



15" 5-spoke styled steel wheels. Standard on Escape XLS, P225/70R15 BSW all-season tires.



15" 5-spoke aluminum alloy wheels. Standard on Escape XLT, optional on XLS, P225/70R15 OWL all-season tires.



16" aluminum alloy wheel package includes 5-spoke wheels, P235/70R16 OWL all-season tires and wheel lip moldings. No Charge Upgrade on XLT 4x4 w/3.0L Duratec V6.



ESCAPE XLT

Includes the standard features offered on Escape XLS plus...

- Fog lamps
- P225/70R15 OWL all-season tires with 15" aluminum alloy wheels
- Cargo area powerpoint
- AM/FM stereo/cassette/single CD player/clock
- Cargo sack net
- 4-wheel anti-lock braking system
- Convenience Group (floor mats, perimeter alarm, retractable cargo cover, speed control)
- Premium cloth sport bucket seats with map pockets and manual driver seat lumbar and height adjustment
- 60/40 split rear bench seat with recline and fold-flat feature



ESCAPE XLS

- 2.0L 16-valve I4 engine
- 5-speed manual transmission
- Front-wheel drive
- Four-wheel independent suspension
- Air conditioning
- AM/FM stereo/single CD player /clock
- Floor console (5 cupholders and storage bin)
- Fold-flat rear bench seat
- Tilt steering
- Remote Keyless Entry with two transmitters
- Power windows/door locks and side mirrors
- Illuminated entry and accessory delay
- Rear defroster w/2-speed wiper
- Tachometer
- Roof rack



FRONT ROW SEATS FOR THE GREAT OUTDOORS.



HIGH NOTES For the audiophile, the MACH® Audio System (shown) with 6-disc in-dash CD radio is optional on XLT and includes seven premium speakers including a subwoofer, all delivering 300 watts of peak power.

Inside Escape, you get what you go outside for: Space. There's room for five good friends and their stuff. Because Escape is an all-season kind of adventurer, air conditioning and rear floor heat ducts are standard. And with Escape you get great visibility so you can take in the greatest show on earth: the earth.

Try it. Turn a comfortable seat into cargo space. It works. Below...check out the easy-to-read instrumentation in Escape's dash, shown with optional equipment.






Ford Escape XLT with available Leather Comfort Group in Medium Graphite leather trim, shown with optional equipment.

FRONT ROW SEATS FOR THE GREAT OUTDOORS.



HIGH NOTES For the audiophile, the MACH® Audio System (shown) with 6-disc in-dash CD radio is optional on XLT and includes seven premium speakers including a subwoofer, all delivering 300 watts of peak power.



POWER BACKUP The cargo area's 12-volt powerpoint (standard on XLT) lets you run tools, notebook PCs, whatever your adventure demands.

INTERIOR FEATURES AND OPTIONS	XLS	XLT
Air Conditioning - Manual	S	S
12V Powerpoints (cigarette lighter and one additional)	S	S
Cargo Area Powerpoint	-	S
AM/FM Stereo/Single CD player w/Clock, 4 Premium Speakers	S	-
AM/FM Stereo/Cassette/Single CD player w/Clock, 4 Premium Speakers	O	S
MACH® Audio System with Dual Media (CD/Cassette), 7 Premium Speakers and Subwoofer	-	O
MACH® Audio System with 6-Disc In-Dash CD Radio, 7 Premium Speakers and Subwoofer	-	O
Floor Console (5 cupholders, storage bin)	S	S
Cargo Sack Net	-	S
Cargo Floor Tie-Down Hooks	S	S
Tilt Steering	S	S
Solar Tinted Glass	S	S
Tachometer	S	S
Front Windshield Wipers - Variable Intermittent	S	S
Rear Window Defroster and 2-Speed Wiper	S	S
Convenience Group Floor Mats, Perimeter Alarm, Retractable Cargo Cover, Speed Control	O	S
Power Windows (one touch down driver's window), Door Locks and Side Mirrors	S	S
Remote Keyless Entry with 2 Transmitters	S	S
Illuminated Entry and Accessory Delay	S	S
SEATING		
Cloth/Vinyl Sport Bucket Seats (front)	S	-
Cloth/Vinyl Bench Seat w/Head Restraints (2) with Tip/Fold Flat Feature (rear)	S	-
Premium Cloth Sport Bucket Seats w/Map Pockets, Manual Driver Lumbar Support and Height Adjuster (front)	-	S
Premium Cloth 60/40 Split Bench w/Head Restraints (2) with Recline/Tip/Fold Flat Feature (rear)	-	S
Removable Rear Seat Cushions	S	S
Leather Comfort Group 6-way Power Driver's Seat, Deluxe Overhead Console, Leather-trimmed Sport Bucket Seats (front), Rear 60/40 Split Bench with Recline/Tip/Fold Flat Feature, Leather-Wrapped Steering Wheel, Under Front Passenger Seat Storage	-	O
Standard S Optional O		

Following publication of the catalog, certain changes in standard equipment, options and the like, or product delays, may have occurred which would not be included in these pages. Your Ford Dealer is your best source for up-to-date information. Ford Division reserves the right to change product specifications at any time without incurring obligations.

Competitive comparisons based on publicly available information at time of printing.

INTERIOR OUTFITTING



So you can take on even more cargo, the rear seating system for both XLS and XLT folds flat and even allows for the seat cushions to be removed.



Retractable cargo area cover, part of the Convenience Group and standard on XLT, conceals your valuables from prying eyes and the hot sun.

COLOR AND TRIM

	Medium Graphite	Medium Parchment
Chrome Yellow Clearcoat	•	•
Light Parchment Gold Clearcoat Metallic	•	•
Bright Red Clearcoat	•	•
Toreador Red Clearcoat Metallic	•	•
Medium Wedgewood Blue Clearcoat Metallic	•	•
Black Clearcoat	•	•
Dark Highland Green Clearcoat Metallic		•
Oxford White Clearcoat	•	•

Vehicles shown may include optional equipment.
Both Escape XLS and XLT are available in all exterior colors.

Standard cloth and vinyl trim in Medium Parchment or Medium Graphite. Front sport buckets standard.



Premium cloth front sport bucket seats in Medium Parchment or Medium Graphite. Standard on XLT.



Leather-trimmed front sport bucket seats in Medium Parchment or Medium Graphite. Included with optional Leather Comfort Group on XLT.



Light Parchment Gold Clearcoat Metallic



Chrome Yellow Clearcoat



Dark Highland Green Clearcoat Metallic



Toreador Red Clearcoat Metallic



Medium Wedgewood Blue Clearcoat Metallic



Black Clearcoat




Bright Red Clearcoat



Oxford White Clearcoat

NO BOUNDARIES
FORD OUTFITTERS

EXPLORER SPORT TRAC



THIS WAY OUT.
Ford Explorer Sport Trac in Harvest Gold.



Ford Explorer Sport Trac in Treador Red. Shown with optional Cargo Cage and dealer-installed bike rack.

ITS CAPABILITIES WILL GROW ON YOU.



ABRACADABRA


The optional Cargo Cage rotates 180° to extend the bed to nearly 6 feet. It expands your possibilities immensely.

There's never been an SUV quite like Explorer Sport Trac. It has a full-size, four-door passenger cabin with all the amenities of a sport utility. A wide open cargo area that's a first for a sport utility. An available, innovative, extendible cargo cage that can give you even more cargo space. Both 4x4 and 4x2 configurations. And a standard 210hp 4.0L SOHC V6 low-emissions engine. All in all, Explorer Sport Trac virtually eliminates limits on where you can go and what you can do.



POWER UP

The cargo area 12-volt power point gives you power for lights, GPS units, or other electric devices.



Ford Explorer Sport Trac in Toreador Red.

ITS CAPABILITIES WILL GROW ON YOU.



ABRACADABRA The optional Cargo Cage rotates 180° to extend the bed to nearly 6 feet. It expands your possibilities immensely.



INNOVATION An industry first, Explorer Sport Trac's all-composite cargo bed is made from SMC plastic, which makes it corrosion proof, scratch resistant and lighter than a steel bed.

EXTERIOR FEATURES

Solar-Tinted Glass	S
Privacy Glass (rear doors/rear window)	S
Wheels - 15" Silver Styled Steel	S
Wheels - 16" Bright Cast Aluminum (included in Premium Sport Group)	O
Wipers - Front Speed-Dependent, Intermittent	S
Fold-Out Cargo Cage	O
Hard Tonneau Cover	O
Roof Rails	S
Skid Plates (4x4 transfer case only)	S
Stainless Steel Exhaust	S
Fuel Tank - 20.5 Gallon	S

PERFORMANCE FEATURES

4.0L SOHC V6 (5-Speed Manual O/D Transmission)	S
4.0L SOHC V6 (5-Speed Automatic O/D Transmission)	O
California Emissions	S
4x4 System - Shift-On-The-Fly	O
Front/Rear Stabilizer Bar	S
Limited Slip Rear Axle	O
P235/75R15 OWL All-Season Tires (4X2)	S
P235/75R15 OWL All-Terrain Tires (4x4)	S
P255/70R16 OWL All-Terrain Tires (Included in Premium Sport Group)	O

SAFETY AND SECURITY FEATURES

Airbags - Driver and Right Front Passenger*	S
Child Safety Latches on Rear Doors	S
4-Wheel Anti-Lock Braking System	S
SecuriLock™ Passive Anti-Theft System	S
Side Door Intrusion Beams	S
Standard S Optional O	

*Remember, always wear your safety belt and secure children in the rear seat.

EXTERIOR OUTFITTING



Standard 4.0L SOHC V6 engine puts out 210 HP@5200 rpm and 240 ft-lb torque@3000 rpm. Low emissions make it environmentally responsible.



15" silver styled steel wheel P235/75R15 OWL all-terrain tire. Standard on 4x4. P235/75R15 OWL all-season tire standard on 4x2. 15" full-size steel spare wheel.



16" bright cast aluminum wheel P255/70R16 OWL all-terrain tire. Included in optional Premium Sport Group. 16" full-size steel spare wheel.



60/40 rear split bench folds down for more interior cargo space, shown with optional Leather Comfort Group in Medium Prairie Tan. Sport Trac instrument panel in Dark Graphite.

RUGGED COMFORT:
BALANCE WITHOUT COMPROMISE.



EAR CONDITIONING
Optional 80-watt Pioneer™ Audiophile System, with AM/FM stereo, 6-disc in-dash CD player and seven speakers, provides orchestration for your upcoming outdoor adventures.



LIGHT SHOW
White-faced analog gauges with color backlighting look great and are easy to read. Includes tachometer and trip odometer.





Ford Explorer Sport Trac with available Leather Comfort Group shown in Medium Prairie Tan.

RUGGED COMFORT: BALANCE WITHOUT COMPROMISE.



EAR CONDITIONING
Optional 80-watt Pioneer™ Audiophile System, with AM/FM stereo, 6-disc in-dash CD player and seven speakers, provides orchestration for your upcoming outdoor adventures.



GROUND FLOOR
The great outdoors is covered with dirt. So Explorer Sport Trac's washable rubber flooring and Berber floor mats make cleanup easy.

INTERIOR FEATURES

Air Conditioning - Manual	S
Side Window Demisters	S
Power Lock/Windows	S
Floor Console - Cupholders (2 front, 2 rear), Padded Armrest, Removable Soft Pack Storage Bag	S
AM/FM Stereo/Cassette w/Single CD Player; 4 Speakers	S
Pioneer™ Audiophile System with 6-Disc In-Dash CD Player (80 watts); sub woofer included	O
Berber Floor Mats, Front and Rear	S
Seats - Front Cloth Captain's Chairs, 60/40 Rear Split Fold-Flat Bench w/Adjustable Head Restraints	S
Power Moonroof	O
Convenience Group Autolock/Relock (w/automatic transmission), Remote Keyless Entry w/Keypad, Speed Control/Tilt Steering Wheel	O
Comfort Group Cloth Low-Back Bucket Seats w/Adj. Head Restraints, 6-Way Power Driver's Seat, Overhead Console w/Outside Temperature and Compass, High Series Floor Console w/Rear Climate/Audio Controls	O
Leather Comfort Group Leather-trimmed Low-Back Bucket Seats w/Adj. Head Restraints, 6-Way Power Driver's Seat w/Driver and Pass. Manual Lumbar, High Series Floor Console w/Rear Climate/Audio Controls, Overhead Console w/Outside Temp. and Compass	O
Premium Sport Group Fog Lamps, P255/70R16 OWL All-Terrain Tires, Front Tow Hooks (2), Cast Aluminum Bright 16" Wheels, Side Step Bars	O
Standard S Optional O	

Following publication of the catalog, certain changes in standard equipment, options and the like, or product delays, may have occurred which would not be included in these pages. Your Ford Dealer is your best source for up-to-date information. Ford Division reserves the right to change product specifications at any time without incurring obligations.

Competitive comparisons based on publicly available information at time of printing.

INTERIOR OUTFITTING



A power moonroof, with interior shade, is available on Explorer Sport Trac (requires the optional Convenience Group and Cloth or Leather Comfort Group).



Another Explorer Sport Trac innovation: standard power rear window. Tap the control knob and it lowers a couple inches for venting. Twist the knob and it lowers all the way for an open-air driving experience.

COLOR AND TRIM

	Medium Prairie Tan	Dark Graphite
Black Clearcoat	•	•
Harvest Gold Clearcoat Metallic	•	
Estate Green Clearcoat Metallic	•	
Deep Wedgewood Blue Clearcoat Metallic		•
Toreador Red Clearcoat Metallic	•	•
Island Blue Clearcoat Metallic		•
Silver Frost Clearcoat Metallic		•
Oxford White Clearcoat	•	•

Vehicles shown may include optional equipment.

Standard cloth front captain's chairs in Medium Prairie Tan or Dark Graphite.



Cloth low-back front bucket seats with adjustable head restraint, 6-way power driver's seat, in Medium Prairie Tan or Dark Graphite. Included with optional Cloth Comfort Group.



Leather-trimmed front low-back buckets with 6-way power driver's seat, driver/passenger lumbar support, in Medium Prairie Tan (shown) or Dark Graphite. Included with optional Leather Comfort Group.



Harvest Gold Clearcoat Metallic



Estate Green Clearcoat Metallic



Toreador Red Clearcoat Metallic



Deep Wedgewood Blue Clearcoat Metallic



Island Blue Clearcoat Metallic



Oxford White Clearcoat



Silver Frost Clearcoat Metallic



Black Clearcoat

NO BOUNDARIES
FORD OUTFITTERS

EXPLORER SPORT



DROP OFF THE BRIEFCASE,
GRAB YOUR BACKPACK.

Ford Explorer Sport in Black Clearcoat.



Ford Explorer Sport 4x4 with optional Premium Sport Group in Toreador Red Clearcoat Metallic.

THINGS TO DO, PLACES TO GO. YEAH,



SECURE HOLD Explorer Sport keeps your gear secure with roof rails and optional, dealer-installed cross bars. This roof rail system can hold up to 100 pounds.

THIS OUGHT TO COVER IT.

The muscular two-door body style complements a rugged, comfortable interior. Combined with its powerful 205 hp V6 engine and optional 4-wheel drive system, you can think of Explorer Sport as your ticket to adventure.

EXTERIOR FEATURES

Solar Tinted Glass	S
Privacy Glass	S
15" Cast Aluminum Deep Dish Wheels	S
16" Bright Cast Aluminum Wheels (Included in Premium Sport Group)	O
Wipers - Front Speed-Sensitive, Intermittent	S
Rear Wiper/Washer/Defroster	S
Roof Rails	S
Stainless Steel Exhaust	S
Fuel Tank - 17.5 Gallon	S

PERFORMANCE FEATURES

4.0L SOHC V6 (5-Speed Manual O/D Transmission)	S
4.0L SOHC V6 (5-Speed Automatic O/D Transmission)	O
California Emissions	S
4x4 System - Shift-On-The-Fly	O
Front/Rear Stabilizer Bar	S
Limited Slip Rear Axle	O
P235/75R15 OWL All-Season Tires (4x2)	S
P235/75R15 OWL All-Terrain Tires (4x4) (Included in optional Premium Sport Group on 4x2)	S
P255/70R16 OWL All-Terrain Tires (Included in optional Premium Sport Group on 4x4)	O

SAFETY AND SECURITY FEATURES

Airbags - Driver and Right Front Passenger*	S
Airbags - Side Impact for Driver and Right Front Passenger*	O†
4-Wheel Anti-Lock Braking System (4-wheel power disc brakes)	S
SecuriLock™ Passive Anti-Theft System	S
Side Door Intrusion Beams	S
Standard S Optional O	

*Remember, always wear your safety belt and secure children in the rear seat.

†Requires High-Back Front Bucket Seats, either Cloth or Leather Comfort Groups plus Convenience and Premium Sport Groups.

EXTERIOR OUTFITTING



Standard 4.0L SOHC V6 engine puts out 205 HP@5250 rpm and 240 ft-lb torque@3000 rpm. Low emissions make it environmentally responsible.




Power rearview mirrors with optional puddle lamps on the bottom of the mirrors light the ground so you can avoid wet feet.



15" cast aluminum "deep dish" wheels P235/75R15 OWL all-season tires on 4x2, P235/75R15 OWL all-terrain tire on 4x4. 15" full-size spare steel wheel.



16" bright cast aluminum wheels P255/70R16 OWL all-terrain tires. 16" full-size spare steel wheel. Included with the optional Premium Sport Group on 4x4.



Ford Explorer Sport with cloth seats in Medium Prairie Tan. Shown with optional equipment.

COMFORTABLE IN THE ROUGH.
LIKE ANY GREAT CABIN.

Whatever it's like wherever you're going, Explorer Sport is generous with comfortable and useful interior amenities like: power windows, door locks and windows, cloth captain's chairs in front, expansive leg room and shoulder room everywhere, air conditioning, a premium AM/FM stereo/cassette/single CD player sound system and dome/map lights front and back. Second Generation driver and front passenger airbags are standard and front side airbags are available too.



INTERIOR

Air Conditioning - Manual	S
Side Window Demisters	S
Power Lock/Windows/Mirrors	S
Floor Console - Cupholders (2 front, 2 rear), Padded Armrest, Removable Soft Pack Storage Bag	S
Premium AM/FM Stereo/Cassette/Single CD player; 4 Premium Speakers	S
AM/FM Stereo/6-Disc In-Dash CD player with Pioneer® Sound System (290-watts of peak power)	0
Floor Mats, Front and Rear	S
Seats - Front Cloth Captain's Chairs, 50/50 Split Fold-Flat Rear Bench Seat	S
Power Moonroof	0
Convenience Group Autolock/Relock (requires automatic transmission) Puddle Lamps, Remote Keyless Entry w/Keypad, Speed Control/Tilt Steering Wheel, Cargo Shade	0
Comfort Group Cloth Bucket Seats w/Adj. Head Restraint, 6-Way Power Driver's Seat, Overhead Console w/Outside Temperature and Compass, High Series Floor Console w/Rear Climate/Audio Controls	0
Leather Comfort Group Leather-trimmed Bucket Seats w/Adj. Head Restraints, 6-Way Power Driver's Seat, Driver and Passenger Manual Lumbar, High Series Floor Console w/Rear Climate/Audio Controls, Overhead Console w/Outside Temp. and Compass	0
Premium Sport Group Fog Lamps, P255/70R16 OWL All-Terrain Tires (4x4 only), P235/75R15 OWL All-Terrain Tires (4x2 only), Front Tow Hooks (2), 16" Bright Cast Aluminum Wheels (4x4 only), Side Step Bars	0
Standard S Optional 0	

Following publication of the catalog, certain changes in standard equipment, options and the like, or product delays, may have occurred which would not be included in these pages. Your Ford Dealer is your best source for up-to-date information. Ford Division reserves the right to change product specifications at any time without incurring obligations.

INTERIOR OUTFITTING



The air is great, the sun shining, the sky unbounded — and you want to bring them in. The optional power moonroof lets you do it. A simple instrument panel button controls it.

And there's a shade if the sun gets too hot, too.



Available AM/FM stereo/6-disc in-dash CD player/Pioneer® Sound System, seven speakers, including a subwoofer and 290 watts of peak power to provide a soundtrack for your trips.



Front overhead console lets you keep an eye on things with map/reading lamps, compass and will even give you the current outside temperature. How cool is that?

INTERIOR OUTFITTING



The standard front floor console includes a storage bin, coinholder, pad and pencil holder, two cupholders for the front seats and two for the second-row seats, removable storage bag and available heater/AC vents for the second-row passengers.



Just to keep things from bouncing and moving while you're getting away, we added these tie-downs with netting. (Netting offered as a dealer accessory.)



White-faced analog gauges with color backlighting look great and are easy to read. Includes tachometer and trip odometer.

COLOR AND TRIM

	Medium Prairie Tan	Dark Graphite
Black Clearcoat	•	•
Harvest Gold Clearcoat Metallic	•	
Estate Green Clearcoat Metallic	•	
Deep Wedgewood Blue Clearcoat Metallic		•
Toreador Red Clearcoat Metallic	•	•
Island Blue Clearcoat Metallic		•
Silver Frost Clearcoat Metallic		•
Oxford White Clearcoat	•	•

Standard front cloth Captain's Chairs with tip/slide function in Medium Prairie Tan or Dark Graphite.



Front bucket seats with adjustable head restraint, 6-way power driver's seat, included in optional Comfort Group; in Medium Prairie Tan or Dark Graphite.



Front cloth high-back bucket seats featuring the optional side airbags, in Medium Prairie Tan or Dark Graphite. Also available with leather trim.





Toreador Red Clearcoat Metallic



Island Blue Clearcoat Metallic



Estate Green Clearcoat Metallic



Oxford White Clearcoat



Harvest Gold Clearcoat Metallic



Silver Frost Clearcoat Metallic



Deep Wedgewood Blue Clearcoat Metallic



Black Clearcoat

NO BOUNDARIES
FORD OUTFITTERS

EXPLORER



LOOSEN YOUR TIE (TO THE ROAD).

Ford Explorer Eddie Bauer model in Black Clearcoat.



Ford Explorer XLT with optional Sport Group and Reverse Sensing System in Toreador Red Clearcoat Metallic.

IT'S 180° FROM THE WEEKDAY.



BACKUP PLAN

The security and convenience of the optional Reverse Sensing System alerts you to certain objects near the rear of the vehicle with a series of beeps and helps you gauge your distance.

Explorer 4-door is tough enough to get away from it all and capable enough to bring along just about anything you need to enjoy doing it. And, even though Explorer spends much of its time in civilization, it's always ready to leave it all behind with optional Control Trac 4-Wheel or All-Wheel Drive systems. Go for it.

EXTERIOR	XLS	XLT	EDDIE BAUER	LIMITED
XLS Sport Group Includes 15" Chrome Steel Wheels; Electronic AM/FM Stereo/Clock/Single CD player (24 watt; Includes in-dash CD and four speakers), Fog Lamps, Removable Storage Bag, Side Step Bars, Unique Cloth Captain's Chairs, Wheel-Lip Moldings	0	-	-	-
XLT Sport Group Includes Color-Keyed Bodyside Molding/Grille, Medium Platinum Colored Front and Rear Bumpers, Side Step Bars, Wheel-Lip Moldings, P255/70Rx16 OWL All-Terrain Tires, 16" Machined Aluminum Wheels (4)	-	0	-	-
Bumpers - Molded-in Color (Platinum) with Rub Strip (3500 lb. trailer towing capacity)	S	-	-	-
Bumpers - Bright Front and Rear with Rub Strip (3500 lb. trailer towing capacity)	-	S	-	-
Bumpers - Bright Front and Rear with Color Coordinated Rub Strip (3500 lb. trailer towing capacity)	-	-	S	-
Bumpers - Painted (body color) Front and Rear with Rub Strip (3500 lb. trailer towing capacity)	-	-	-	S
Clearcoat Paint	S	S	S	S
Color-Keyed Bodyside Moldings	S	S	S	S
Wheel-Lip Moldings	-	-	S	S
Bright Grille with Painted Insert with Diamond Mesh	S	S	S	-
Painted Grille (body color) with Painted (body color) Insert with Diamond Mesh	-	-	-	S
Running Boards	-	0	S	S
Solar-Tinted Windshield and Front Door Windows	S	S	S	S
Privacy Glass (rear quarter power, rear doors and liftgate windows)	-	1	S	S
Fog Lamps	-	S	S	S
Electric Remote LH/RH Sail Mount Outside Power Mirrors (heated on Limited)	S	S	S	S
Puddle Lamps	-	S	S	S
Liftgate: One-Piece, Hinged at Top with Flip Open Rear Window	S	S	S	S
Luggage Rack	S	S	S	S
15" Deep Dish Cast Aluminum Wheels, (4)	S	0	-	-
15" Luxury Cast Aluminum Wheels, (4)	-	S	-	-
16" Machined Aluminum Wheels, (4)	-	-	S	-
16" Limited Cast Aluminum Wheels, (4)	-	-	-	S
15" Chrome Steel Wheels	0	-	-	-
P235/75Rx15SL OWL All-Terrain Tires (includes P235BSW spare tire)	S	S	-	-
P255/70Rx16 OWL All-Terrain Tires	-	-	S	S
Underbody Mount Steel Spare Wheel	S	S	S	S
Reverse Sensing System	-	0	0	0

Standard S Optional 0 Included at no additional charge I


EXTERIOR OUTFITTING



With two powerful engines, the 205hp 4.0L SOHC V6 (standard) and the 5.0L OHV V8 (optional on XLT, Eddie Bauer and Limited), Explorer can tow up to 6820 pounds when properly equipped.



Remember that time your car got stuck on that stump at the campsite? Those days are gone.



1. Underneath our mirror you'll find a "puddle lamp." It illuminates the ground so you can avoid wet feet.
2. Explorer is easy to get into with a low step-in height.

PERFORMANCE	XLS	XLT	EDDIE BAUER	LIMITED
4.0L SOHC Engine w/5-Speed Automatic O/D Transmission	S	S	S	S
5.0L 4-speed Automatic O/D Engine (4x2 and AWD only, required with AWD Model. XLT Sport Group /Eddie Bauer/Limited requires Trailer Towing Prep Pkg)	-	0	0	0
400-Watt Single Element Engine Block Heater	0	0	0	0
Skid Plates (available with 4x4 or AWD vehicles only)	0	0	0	0
ControlTrac 4WD Transfer Case	0	0	0	0
All-Wheel Drive (AWD); req. 5.0L V8 engine	-	0	0	0
Power Disc Brakes, Four-Wheel Anti-Lock with Brake Shift Interlock	S	S	S	S
Front/Rear Stabilizer Bars	S	S	S	S
Heavy Duty Gas Shock Absorbers	S	S	S	S
Front Torsion Bars (4x2: 2510 lb., 4x4: 2710 lb.)	S	S	S	S
Rear Springs (4x2: 2900 lb., 4x4: 2950 lb.)	S	S	S	S
95 Amp Alternator	S	S	S	S
Maintenance-Free Battery; 72 AH (650 C.C.A.) with Battery Saver Feature	S	S	S	S
Independent Front Axle - SLA	S	S	S	S
Rear Axle (3200 pounds)	S	S	S	S
21.0 Gallon Fuel Tank	S	S	S	S
Trailer Towing Prep Pkg (recommended for towing trailers) Includes Wiring Harness, HD Flasher and Limited Slip Rear Axle	0	0	0	0

SAFETY & SECURITY

Airbags - Driver and Front Passenger*	S	S	S	S
Airbags - Driver and Front Passenger Side Impact	0	0	0	0
4-Wheel Anti-Lock Braking System (4-wheel power disc brakes)	S	S	S	S
SecuriLock™ Passive Anti-Theft System	S	S	S	S
Second Row Child Safety Seat Tether Anchors	S	S	S	S
Side Door Intrusion Beams	S	S	S	S

Standard S Optional 0

*Remember, always wear your safety belt and secure children in the rear seat.

TIRES AND WHEELS



15" deep-dish cast aluminum wheel, P235/75R15SL OWL All-Terrain Tires



15" chrome steel wheel, P235/75R15SL OWL All-Terrain Tires (included in XLS Sport Group)



15" luxury cast aluminum wheel, P235/75R15SL OWL All-Terrain Tires (standard on XLT)



16" machined aluminum wheel, P255/70R16 OWL All-Terrain Tires (standard on Eddie Bauer, included in XLT Sport Group)



16" Limited cast aluminum wheel, P255/70R16 OWL All-Terrain Tires



EXPLORER XLS

- Air conditioning
- Power windows and door locks
- 4-wheel disc ABS
- Luggage rack
- 60/40 split/fold rear seat
- 15" deep dish cast aluminum wheels
- SecuriLock™ Passive Anti-Theft System
- 5-speed automatic overdrive transmission



EXPLORER XLT

includes the standard features of Explorer XLS plus:

- Fog Lamps
- Remote Keyless Entry System
- Cloth sport bucket seats with power driver's seat
- Overhead console
- AM/FM stereo/single CD player
- Keypad/autolock
- 15" luxury cast aluminum wheels



EXPLORER EDDIE BAUER

includes the standard features of Explorer XLT plus:

- Premium console with message center
- Leather-trimmed seats
- Color-keyed running boards
- Auxiliary audio/climate controls located on steering wheel
- 16" machined aluminum wheels
- MACH® Audio System with premium AM/FM stereo/cassette/single CD player (209 watt, peak power)
- Electronic automatic temperature control
- HomeLink® with TravelNote®
- Automatic day/night mirror and automatic headlamps



EXPLORER XLS SPORT GROUP

Includes the standard features of Explorer XLS plus:

- Unique cloth Captain's Chairs
- Side step bars
- Platinum-colored wheel lip moldings
- Removable storage bag
- AM/FM stereo/single CD player
- 15" chrome steel wheels
- Fog lamps



EXPLORER XLT SPORT GROUP

Includes the standard features of Explorer XLT plus:

- Body-color wheel-lip molding system, front, rear bumpers and side step bars
- 16" machined aluminum wheels
- P255/70Rx16 OWL All-Terrain tires
- Color-keyed bodyside moldings and grille



EXPLORER LIMITED

Includes the standard features of Explorer Eddie Bauer plus:

- Heated mirrors
- 16" Limited cast aluminum wheels
- Heated front seats with premium leather-trim



Ford Explorer Limited's very civilized Medium Prairie Tan leather-trimmed interior. Shown with optional equipment.


YOU TOLD THEM YOU WERE "ROUGHING IT?" AND THEY BELIEVED YOU?



TONE-UP

A MACH® Audio System with premium AM/FM stereo/cassette/single CD player with 290 watts of peak power is standard on Eddie Bauer and Limited editions.

While Explorer can handle the rough stuff off-road, it doesn't play rough with its occupants. Space for five inside and all the leg and shoulder room that Explorer is famous for. Sure, you can still rough it—once you get to your destination. Then you have to get out and walk.



Fold down a portion of Explorer's second row seat for more room for fun. Shown with optional equipment.

YOU TOLD THEM YOU WERE "ROUGHING IT?" AND THEY BELIEVED YOU?



TONE-UP A MACH® Audio System with premium AM/FM stereo/cassette/single CD player with 290 watts of peak power is standard on Eddie Bauer and Limited editions.



INTERIOR	XLS	XLT	EDDIE BAUER	LIMITED
Color-Keyed Instrument Panel with Full-Width Pad, Side Window Demisters, Air Registers, Color-Keyed Applique	S	S	S	S
Analog Gauge Cluster with Warning Lights, Trip Odometer and Tachometer	S	S	S	S
Reminder Chimes for Headlights-On, Key-In-Ignition and Safety Belt	S	S	S	S
Electrochromic Rearview Mirror/Autolamp: Automatic Day/Night Mirror & Automatic Headlamps	-	0	S	S
Interior Lights Include: Front Dome/Map Light, with LH/RH Door, Liftgate Courtesy Switches, Rear Dome (XLT, Eddie Bauer, Limited)	S	S	S	S
Cargo Area Dome Light	S	S	S	S
Front Speed Sensitive/Dual Intermittent Windshield Wipers	S	S	S	S
Rear Window Wiper/Washer/Defroster	S	S	S	S
Retractable Cargo Area Cover	-	S	S	S
Rear Load Leveling (4x4 only; requires leather-trimmed seats)	-	0	0	0
Load Floor Cargo Tie Down Hooks (4)	S	S	S	S
Door Trim Panel Map Pockets	-	S	S	S
Heated Front Seats	-	-	0	1
Power Equipment Group Includes Power Windows/Door Locks with Illuminated Controls, One-Touch-Down Feature for Driver's Window, Power Electric Mirrors, Accessory Delay, Interior Lock/Unlock Button in Cargo Area	S	S	S	S
Convenience Group Includes Cargo Cover, Privacy Glass, Remote Keyless Entry, Speed Control/Tilt Steering Wheel	0	1	S	S
Manual Air Conditioning	S	S	-	-
Automatic Temperature Control	-	-	S	S
Power Liftgate Lock/Unlock Button	S	S	S	S
Message Center with Fuel, Oil Life and Warning Messages	-	-	S	S
HomeLink® with TravelNote®	-	0	S	S
Powerpoint: 12 volts	S	S	S	S
Center Console: low series floor	S	-	-	-
Unique High Series Floor Console Includes Dual Cupholders, Ashtray, Armrest, Rear Radio and Rear Heater/AC Controls	-	S	S	S
Front Overhead Console Includes Deluxe Front Map/Reading Lamps, Rear Reading Lamps, Compass & Outside Temperature	-	S	S	S
Grab Handles: 1st Row (1), 2nd Row (2)	S	S	S	S
Deluxe Leather-Wrapped Steering Wheel (Black on XLT, color-keyed 2-spoke with auxiliary audio, climate and speed controls on Eddie Bauer and Limited models)	-	S	S	S
Right-Hand Visor Vanity Mirror	S	-	-	-
LH/RH Illuminated Visor Vanity Mirrors	-	S	S	S
Moonroof, Power with Shade. Includes Front Overhead Console with Rear Reading Lamps	-	0	0	0

Standard S Optional 0 Included at no additional charge 1

Following publication of the catalog, certain changes in standard equipment, options and the like, or product delays, may have occurred which would not be included in these pages. Your Ford Dealer is your best source for up-to-date information. Ford Division reserves the right to change product specifications at any time without incurring obligations.

INTERIOR CONT.	XLS	XLT	EDDIE BAUER	LIMITED
AUDIO				
Electronic AM/FM Stereo/Clock/Cassette	S	-	-	-
Electronic AM/FM Stereo/Clock/Single CD	0	S	-	-
Electronic AM/FM Stereo/Clock/Cassette/Single CD	0	0	-	-
MACH® Audio System/Cassette/Single CD	-	0	1	1
Six-disc CD Changer	-	0	0	0
SEATING				
Cloth Captain's Chairs	S	-	-	-
Cloth Sport Bucket Seats (requires side airbag)	0	-	-	-
Unique Cloth Captain's Chairs (included with XLS Sport Group only)	0	-	-	-
Cloth Sport Buckets with 6-way Power Driver and manual Driver/Front Passenger Lumbar Support	-	S	-	-
Leather-trimmed Sport Bucket Seats with 6-way Power Driver/Passenger and manual Driver/Passenger Lumbar Support	-	0	1	-
Luxury Bucket Seats with leather-trim, 6-way Power Driver/Passenger Lumbar Support, 3-position Driver's Memory Seat	-	-	-	1

Standard S Optional 0 Included at no additional charge 1

Front cloth sport bucket seats in Medium Prairie Tan (shown) or a choice of Medium or Dark Graphite.



Front sport or luxury bucket seats with leather trim in a choice of Medium Prairie Tan (shown) or Dark Graphite.



COLOR AND TRIM

Dark Graphite Medium Graphite Medium Prairie Tan

XLS

Black Clearcoat		•	•
Harvest Gold Clearcoat Metallic			•
Tropic Green Clearcoat Metallic		•	•
Deep Wedgewood Blue Clearcoat Metallic		•	•
Toreador Red Clearcoat Metallic		•	•
Medium Wedgewood Blue Clearcoat Metallic		•	•
Oxford White Clearcoat		•	•

XLT*

Black Clearcoat	•	•	•
Harvest Gold Clearcoat Metallic	•		•
Tropic Green Clearcoat Metallic	•	•	•
Spruce Green Clearcoat Metallic	•	•	•
Deep Wedgewood Blue Clearcoat Metallic	•	•	•
Toreador Red Clearcoat Metallic	•	•	•
Medium Wedgewood Blue Clearcoat Metallic	•	•	•
Oxford White Clearcoat	•	•	•
Chestnut Clearcoat Metallic			•

*See dealer for two-tone combinations.

EDDIE BAUER

Black Clearcoat	•		•
Tropic Green Clearcoat Metallic	•		•
Spruce Green Clearcoat Metallic	•		•
Deep Wedgewood Blue Clearcoat Metallic	•		•
Toreador Red Clearcoat Metallic	•		•
Medium Wedgewood Blue Clearcoat Metallic			•
Oxford White Clearcoat	•		•
Chestnut Clearcoat Metallic			•

LIMITED

Black Clearcoat	•		•
Spruce Green Clearcoat Metallic	•		•
Deep Wedgewood Blue Clearcoat Metallic	•		•
White Pearl Tri-coat Clearcoat	•		•
Chestnut Clearcoat Metallic	•		•

Vehicles shown may contain optional equipment.



Spruce Green Clearcoat Metallic



Tropic Green Clearcoat Metallic



Harvest Gold Clearcoat Metallic



Chestnut Clearcoat Metallic



Black Clearcoat



Toreador Red Clearcoat Metallic



Oxford White Clearcoat



Medium Wedgewood Blue Clearcoat Metallic



White Pearl Tricoat Clearcoat Metallic



Deep Wedgewood Blue Clearcoat Metallic



ADVENTURE TO GO.
Expedition XLT 4x4 with optional
Premium Sport Appearance Group in Laser Red



Expedition Eddie Bauer 4x4, shown in Black Clearcoat with optional equipment.

THE END OF THE TRAIL IS WHERE THE REAL ADVENTURE BEGINS.



ROCKY ROAD


When you're heading down the two-track, it's a good thing the protective, optional skid plate package (4x4 only) is there to help shield the transfer case from things that go bump.

There are better things to flow with than traffic, and Expedition is how you can get to them. Expedition has the capacity you need—it'll tow up to 8,100 pounds (properly equipped) and seat up to nine. Expedition is also equipped to help keep you safe and secure, with features that include four-wheel ABS, Second Generation driver and front passenger airbags all standard (and available front seat side airbags).



HAVIN' A BLAST

Keep it level with Expedition's optional 4x4 four corner load leveling suspension. It helps keep things on the up-and-up as you go up and over.



THE END OF THE TRAIL IS WHERE
THE REAL ADVENTURE BEGINS.



ROCKY ROAD

When you're heading down the two-track, it's a good thing the protective, optional skid plate package (4x4 only) is there to help shield the transfer case from things that go bump.



TONS OF PULL

The available Class IV Trailer Tow Group provides over four tons of towing potential (requires aftermarket weight distributing equipment for loads over 5000 lbs).

EXTERIOR FEATURES	XLT	EDDIE BAUER
Running Boards - Illuminated Black	0	-
Running Boards - Illuminated Arizona Beige	-	S
Dual Fold-Away Power Mirrors	S	-
Dual Fold-Away Power/Heated Signal Memory Mirrors	-	S
Fog Lamps	-	S
Solar-Tinted Glass	S	S
Privacy Glass	S	S
Liftgate - w/Flip-Up Glass	S	S
Wipers - Rear Intermittent/Washer/Defroster	S	S
Wipers - Front Speed Sensitive, Intermittent	-	S
Power Rear Quarter Windows	-	S
Front Tow Hooks (4x4 only)	S	S
Reverse Sensing System	0	0
Wheels(4) - 16" Styled Steel	S	-
Wheels (4) - 16" Cast Aluminum (incl. in Comfort and Convenience Group)	0	-
Wheels (4) - 17" Chrome Steel (4x4 only)	-	S
Wheels (4) - 17" 10-spoke Cast Aluminum (w/Prem. Sport Appearance Group)	0	-
Spare Steel Wheel w/Matching Road Tire	S	S
Stainless Steel Exhaust	S	S
Fuel Tank - 26 Gallon (4x2)	S	S
Fuel Tank - 30 Gallon (4x4)	S	S
Color-Keyed Bodyside Moldings	-	S

PERFORMANCE FEATURES

4.6L SOHC V8 w/Automatic OD Transmission	S	S
5.4L SEFI V8 w/Automatic OD Transmission	0	S ⁽¹⁾
California Emissions System	0	0
Skid Plate Package (4x4 only)	0	0
4x4 System - Control Trac® Shift-On-The-Fly	0	0
Front/Rear Stabilizer Bar	S	S
Limited Slip Rear Axle	0	0
Class IV Trailer Towing Group - (Requires aftermarket weight distributing equipment over 5000 lbs) Includes 7-Pin Trailer Wiring Harness, Class III Frame-Mounted Hitch, Super Engine Cooling, Auxiliary Automatic Transmission Oil Cooler, Rear Load Leveling (incl. 30 gal. fuel tank on 4x2)	0	0
Four Corner Load Leveling Suspension (4x4)	0	0
Tires (5) - P255/70R16 BSW All-Season Tires	S	-
Tires (5) - P255/70R16 OWL All-Terrain Tires	0 ⁽¹⁾	-
Tires (5) - P265/70R17 OWL All-Terrain Tires (4X4)	0 ⁽²⁾	S
Tires (5) - P275/60R17 OWL All-Season Tires (4x2)	0 ⁽³⁾	S

SAFETY & SECURITY FEATURES

Airbags - Driver and Right Front Passenger*	S	S
Airbags - Side Impact for Driver and Right Front Passenger*	0	0
Child Safety Latches on Rear Doors	S	S
4-Wheel Anti-Lock Braking System (power 4-wheel disc)	S	S
SecuriLock™ Passive Anti-Theft System	S	S
Side Door Intrusion Beams	S	S
Height Adjustable 3-point Lap/Shoulder Belts - all outboard passengers	S	S
Head Restraints - all outboard passengers	S	S
Keyless Entry Keypad	S	S
Remote Keyless Entry System with 2 keyfobs and illuminated entry	S	S
Standard S Optional 0		

(1) Included w/Comfort and Convenience Group.

(2) Included w/XLT Premium Sport Appearance Group.

(3) Standard on Eddie Bauer 4x4. Optional on Eddie Bauer 4x2.

*Always wear your safety belt and secure children in the rear seat.

INTRODUCING THE OPTIONAL NO BOUNDARIES GROUP



The new optional No Boundaries Group. It's an exclusive option to the already great looking Expedition XLT. From the front, its chrome grille surround and fog lamps say it all. Bold. Clean. It virtually shouts that you're coming over the mountain. And for those standing on the side of the road as you make your way north, we've included special 17" five-spoke aluminum wheels, OWL tires, illuminated running boards, chrome (yes, more chrome) exterior mirrors, Black Clearcoat exterior, color-keyed body side moldings with bright inserts and body-colored wheel-lip moldings. All-in-all, it's an introduction Mother Nature won't soon forget.

POWER AND CAPABILITY



The Triton™ 5.4L SEFI V8 engine, standard on Eddie Bauer 4x4, generates 260 HP@4500 RPM. Triton is the first line of engines in the full-size SUV class to have a fail-safe cooling system that helps protect the engine from damage due to coolant loss. The Triton 4.6L SEFI V8, standard on XLT and Eddie Bauer 4x2, generates 240 HP@4750 RPM and 293 ft-lb of torque at 3500 RPM.



16" styled steel wheel
P255/70R16 BSW A/S tire.
Standard on XLT.



16" cast aluminum wheel
P255/70R16 BSW A/S tire.
Included in optional Comfort
and Convenience Group.



A (A) 17" 10-spoke cast aluminum wheel. Available with XLT Premium Sport Appearance Group. (B) 17" 5-spoke aluminum wheel. Available with No Boundaries Group. (C) 17" chromed steel wheel. Standard on Eddie Bauer. P265/70R17 OWL All-Terrain tire (4x4) P275/60R17 OWL All-Season tire (4x2).



EXPEDITION XLT

- Premium AM/FM stereo, cassette, with four premium speakers
- 4-wheel anti-lock disc brakes
- Coat hooks, second row (2) and cargo area (2)
- Automatic tow-haul system
- Front speed-sensitive windshield wipers
- Color-keyed moldings with bright insert
- First row: 40/60 cloth split bench seat with manual driver lumbar support
- Second row: power 60/40 cloth split bench seat with center armrest/ cupholders, recline and folding features
- Third row: removable fold/tip/stow bench seat with roller system
- 16" styled steel wheels
- Keyless entry keypad



EXPEDITION EDDIE BAUER

- 17" chrome steel wheels
- Front speed-sensitive windshield wipers
- Five power points
- Color-keyed bodyside moldings
- Mach® Audio System with premium AM/FM stereo/cassette
- 6-disc radio-controlled CD changer
- Rear audio controls (includes partitioned audio feature)
- Memory feature (driver's seat, exterior mirrors, power adjustable pedals)
- Leather-trimmed front Captain's Chairs (power driver's seat)
- 6-way power driver's seat
- Manual lumbar support front seats
- Center floor console
- Power signal heated mirrors with memory
- Dual illuminated visor mirrors
- Illuminated running boards
- Overhead console
- Auto-dimming electrochromic day/night mirror
- Aux. rear heat and air conditioning
- Power flip-out rear 1/4 windows



Expedition Eddie Bauer with Medium Parchment leather-trimmed Captain's Chairs in front and optional leather-trimmed second-row Captain's Chairs. Shown with optional equipment.

Expedition XLT instrument panel in Medium Graphite (Below). Shown with Premium Sport Appearance Group and other optional equipment.

WE THOUGHT OF EVERYTHING.
AND THEN PUT IT IN HERE.



HIGH NOTES

MACH® Audio System, standard on Eddie Bauer, provides 290 watts of power, seven speakers and speed-sensitive volume. Optional radio-controlled CD changer (shown).



TOUCH THE STARS

The power moonroof gives Expedition an open-air feel, and includes a full shade. Optional on Eddie Bauer and XLT (requires Premium Sport Appearance Group).





Expedition Eddie Bauer with leather-trimmed Medium Parchment Captain's Chairs in front and second-row 60/40 split bench seat. Shown with optional equipment.

(Below) Expedition XLT shown with optional equipment including the Premium Sport Appearance Group's Dark Graphite Sport-woven cloth seats.

WE THOUGHT OF EVERYTHING.
AND THEN PUT IT IN HERE.



HIGH NOTES MACH® Audio System, standard on Eddie Bauer, provides 290 watts of power, seven speakers and speed-sensitive volume. Optional radio-controlled CD changer (shown).



INTERIOR	XLT	EDDIE BAUER
Air Conditioning - Manual	S	-
Air Conditioning - Electronic Automatic Temp. Control w/ Auxiliary A/C and Heat (rear)	-	S
Power Locks	S	S
Speed Control	S	S
Tilt Steering Wheel (Leather-wrapped with Eddie Bauer)	S	S
Homelink®	-	S
Two Programmable Memory Positions - Driver's Seat, Outside Mirrors, Pedals	-	S
Floor Console - Floor Storage, Coin Holder, Rear Passenger Radio and Auxiliary A/C Controls, Rear Powerpoint Headphone Jacks, Tissue Holder, Front Floor w/Cupholders (2) and Soft Padded Leather Cover	-	S
Overhead Console - Map Lights, Sunglass Holder, Garage Door Holder, Power Rear Quarter Window Switch, Electronic Display w/DTE, Avg. Fuel Economy and Compass	-	S
Premium AM/FM Stereo/Cassette; 4 Premium Speakers	S	-
MACH® Audio System with Premium AM/FM Stereo/Cassette; 7 Premium Speakers	-	S
6-Disc Radio-Controlled CD Changer	-	S
Partitioned Audio (XLT requires Comfort and Convenience Group)	O	S
Floor Mats, Front and Rear	S	S
Seats - Cloth 40/60 Power Driver Split Bench w/Driver and Passenger Manual Lumbar	S	-
Captain's Chairs w/Leather-trim w/6-way Power Drivers, Driver and Passenger Manual Lumbar, Driver Memory Seat	-	S
Second-Row 60/40 Split Cloth Bench w/Center Armrest, Cupholders, Reclining and Fold-Flat (Leather-trim w/Eddie Bauer)	S	S
Second-Row Leather-trimmed Captain's Chairs w/Recline and Fold-Flat Feature	-	O
Third-Row Removable Fold/tip/stow Bench Seat w/Seat Roller System (vinyl w/Eddie Bauer)	S	S
Heated Seats (Driver/Front Passenger)	-	S
Power Adjustable Pedals	S	S
Rear Seat Entertainment System	-	O
Power Moonroof (XLT requires PSA Group)	O	O
Keyless Entry Pad	S	S
Cargo Area Tie-Downs	S	S
Analog Instrumentation: Voltmeter, Oil Pressure, Water Temperature Speedometer, Odometer, Tachometer and Fuel Gauge	S	S
Power Windows w/One Touch Down Driver's Side	S	S
Auxiliary Visors	S	S
Comfort & Convenience Group Captain's Chairs w/Floor Console, 6-Way Power Drivers Seat, Manual Driver/Pass. Lumbar, Auxiliary Heater/AC (Rear), Dual Illuminated Visor Mirrors, Electrochromic Mirror, Illuminated Running Boards, Overhead Console, Power Heated Mirrors, (4) - 16" Cast Aluminum Wheels, (5) - P255/70R16 OWL All-Terrain Tires, Partitioned Audio	O	S
Premium Sport Appearance (PSA) Group Sport Woven Dark Graphite Cloth Captain's Chairs, Accent Color Front Bumper, Grille, Door Moldings, Fog Lamps, Skid Plate Pkg (4x4), Step Bar, (4) - 17" 10-Spoke Cast Aluminum Wheels, (5) - P275/60R17 All-Season Tires (4x2), (5) - P265/70R17 OWL All-Terrain Tires (4x4) (Requires Comfort & Convenience Group)	O	-

Standard S Optional O

Following publication of the catalog, certain changes in standard equipment, options and the like, or product delays, may have occurred which would not be included in these pages. Your Ford Dealer is your best source for up-to-date information. Ford Division reserves the right to change product specifications at any time without incurring obligations. Competitive comparisons based on publicly available information at time of printing.

INTERIOR	XLT	EDDIE BAUER
Air Conditioning - Manual	S	-
Air Conditioning - Electronic Automatic Temp. Control w/ Auxiliary A/C and Heat (rear)	-	S
Power Locks	S	S
Speed Control	S	S
Tilt Steering Wheel (Leather-wrapped with Eddie Bauer)	S	S
Homelink®	-	S
Two Programmable Memory Positions - Driver's Seat, Outside Mirrors, Pedals	-	S
Floor Console - Floor Storage, Coin Holder, Rear Passenger Radio and Auxiliary A/C Controls, Rear Powerpoint Headphone Jacks, Tissue Holder, Front Floor w/Cupholders (2) and Soft Padded Leather Cover	-	S
Overhead Console - Map Lights, Sunglass Holder, Garage Door Holder, Power Rear Quarter Window Switch, Electronic Display w/DTE, Avg. Fuel Economy and Compass	-	S
Premium AM/FM Stereo/Cassette; 4 Premium Speakers	S	-
MACH® Audio System with Premium AM/FM Stereo/Cassette; 7 Premium Speakers	-	S
6-Disc Radio-Controlled CD Changer	-	S
Partitioned Audio (XLT requires Comfort and Convenience Group)	O	S
Floor Mats, Front and Rear	S	S
Seats - Cloth 40/60 Power Driver Split Bench w/Driver and Passenger Manual Lumbar	S	-
Captain's Chairs w/Leather-trim w/6-way Power Drivers, Driver and Passenger Manual Lumbar, Driver Memory Seat	-	S
Second-Row 60/40 Split Cloth Bench w/Center Armrest, Cupholders, Reclining and Fold-Flat (Leather-trim w/Eddie Bauer)	S	S
Second-Row Leather-trimmed Captain's Chairs w/Recline and Fold-Flat Feature	-	O
Third-Row Removable Fold/tip/stow Bench Seat w/Seat Roller System (vinyl w/Eddie Bauer)	S	S
Heated Seats (Driver/Front Passenger)	-	S
Power Adjustable Pedals	S	S
Rear Seat Entertainment System	-	O
Power Moonroof (XLT requires PSA Group)	O	O
Keyless Entry Pad	S	S
Cargo Area Tie-Downs	S	S
Analog Instrumentation: Voltmeter, Oil Pressure, Water Temperature Speedometer, Odometer, Tachometer and Fuel Gauge	S	S
Power Windows w/One Touch Down Driver's Side	S	S
Auxiliary Visors	S	S
Comfort & Convenience Group Captain's Chairs w/Floor Console, 6-Way Power Drivers Seat, Manual Driver/Pass. Lumbar, Auxiliary Heater/AC (Rear), Dual Illuminated Visor Mirrors, Electrochromic Mirror, Illuminated Running Boards, Overhead Console, Power Heated Mirrors, (4) - 16" Cast Aluminum Wheels, (5) - P255/70R16 OWL All-Terrain Tires, Partitioned Audio	O	S
Premium Sport Appearance (PSA) Group Sport Woven Dark Graphite Cloth Captain's Chairs, Accent Color Front Bumper, Grille, Door Moldings, Fog Lamps, Skid Plate Pkg (4x4), Step Bar, (4) - 17" 10-Spoke Cast Aluminum Wheels, (5) - P275/60R17 All-Season Tires (4x2), (5) - P265/70R17 OWL All-Terrain Tires (4x4) (Requires Comfort & Convenience Group)	O	-

Standard S Optional O

Following publication of the catalog, certain changes in standard equipment, options and the like, or product delays, may have occurred which would not be included in these pages. Your Ford Dealer is your best source for up-to-date information. Ford Division reserves the right to change product specifications at any time without incurring obligations. Competitive comparisons based on publicly available information at time of printing.

INTERIOR OUTFITTING



Standard power adjustable pedals system puts the brake and accelerator pedal where they're comfortable for you.



The all-new Rear Seat Entertainment System adds excitement to the long adventures for your back seat passengers. It includes a fold-down 6.8" LCD monitor, VHS player and two infra-red wireless headphones. Optional on Eddie Bauer.



For enhanced protection in side impacts, opt for front seat side airbags. And remember, always wear your safety belt and secure children in the rear seat.

INTERIOR OUTFITTING



Standard power adjustable pedals system puts the brake and accelerator pedal where they're comfortable for you.



The all-new Rear Seat Entertainment System adds excitement to the long adventures for your back seat passengers. It includes a fold-down 6.8" LCD monitor, VHS player and two infra-red wireless headphones. Optional on Eddie Bauer.



For enhanced protection in side impacts, opt for front seat side airbags. And remember, always wear your safety belt and secure children in the rear seat.

COLOR AND TRIM

	Dark Graphite	Medium Graphite	Medium Parchment
XLT			
Black Clearcoat	•	•	•
Arizona Beige Clearcoat Metallic	•		•
Estate Green Clearcoat Metallic			•
Dark Highland Green Clearcoat Metallic	•	•	•
Deep Wedgewood Blue Clearcoat Metallic	•	•	•
Dark Toreador Red Clearcoat Metallic	•	•	•
Medium Wedgewood Blue Clearcoat Metallic		•	•
Oxford White Clearcoat	•	•	•
Silver Clearcoat Metallic	•	•	
XLT PREMIUM SPORT APPEARANCE GROUP			
Laser Red Tinted Clearcoat	•	•	
Black Clearcoat	•	•	
Silver Clearcoat Metallic	•	•	
Oxford White Clearcoat	•	•	
EDDIE BAUER			
Laser Red Tinted Clearcoat		•	•
Dark Toreador Red Clearcoat Metallic		•	•
Medium Wedgewood Blue Clearcoat Metallic		•	•
Estate Green Clearcoat Metallic			•
Black Clearcoat		•	•
Oxford White Clearcoat		•	•

Vehicles shown may include optional equipment.



Front cloth Captain's Chairs in Medium Graphite (shown), Dark Graphite Sport-woven cloth or Medium Parchment, available on XLT.



Front leather-trimmed Captain's Chairs in Medium Parchment (shown) or Medium Graphite, standard on Eddie Bauer, available on XLT.



Medium Wedgewood Blue Clearcoat Metallic



Oxford White Clearcoat



Deep Wedgewood Blue Clearcoat Metallic



Estate Green Clearcoat Metallic



Laser Red Tinted Clearcoat



Silver Clearcoat Metallic



Arizona Beige Clearcoat Metallic



Black Clearcoat



Dark Toreador Red Clearcoat Metallic



Dark Highland Green Clearcoat Metallic



THE ULTIMATE FORD SPORT UTILITY VEHICLE.

The world without limits: Ford Excursion Limited
shown in Dark Satin Green Clearcoat Metallic.



MAJESTIC ISN'T IT.
AND THAT HILL IS PRETTY TOO.



CLEAR SIGHT The power sideview signal mirrors are heated for winter defrosting and include a lighted arrow that alerts drivers behind to your lane change. Available only on Limited.



Excursion is about having it all in a sport utility. Optional electronic shift-on-the-fly 4-wheel drive. A stomping 310 HP Triton™ 6.8L V10, standard on Excursion Limited 4x4. Up to five tons of towing capacity, properly equipped. Second Generation driver and front passenger airbags and 4-wheel ABS. The one thing it doesn't have is high emissions: Every engine meets 2001 Low-Emissions Vehicle standards.



BREATHE EASY Everyone gets a window seat—even in the third seating row. Excursion offers power-operated rear quarter vent windows.




Ford Excursion XLT in Black Clearcoat with Dark Platinum bodyside cladding. Shown with optional Comfort & Convenience Group



TAKE IT WITH YOU
Excursion comes equipped with a Class IV load-equalizing trailer hitch receiver. When properly equipped, five more tons can come along on the adventure.



WIDE OPEN
Unique rear Tri-Panel™ doors: Lower split gate swings open nearly 180°, and upper hatch door swings up for full access, with no pillar to block your rear view.



NO BOUNDARIES
FORD OUTLETTERS

EXCURSION



GRIP MORE

Excursion's optional electronic "shift-on-the-fly" 4-wheel drive system allows shifting at just about any speed.

EXTERIOR FEATURES	XLT	LIMITED
Running Boards - Non-Illuminated	S	-
Running Boards - Illuminated Arizona Beige	-	S
Power Heated Mirrors	S	-
Power Heated Signal Mirrors	-	S
Telescoping Heated Power Side Mirrors	S	S
Power Rear Quarter Windows	O ¹	S
Front Tow Hooks	S	S
Reverse Sensing System	S	S
Wheels (4) - Polished Aluminum	O	-
Wheels (4) - Premium Aluminum	-	S
Wheels (4) - Chrome Steel	S	-
Wheels - Full-Sized Steel Spare	S	S
Wiper - Rear Intermittent/Washer/Defroster	S	S
Wipers - Front Intermittent	S	-
Wipers - Front Speed Dependent, Intermittent	-	S
Bodyside Cladding - Platinum Color	S	-
Bodyside Cladding/Wheel-Lip - Arizona Beige Color	-	S
Stainless Steel Exhaust	S	S
Fuel Tank - 44 Gallon	S	S

PERFORMANCE FEATURES

5.4L SEFI Triton™ V8 w/Automatic Transmission ²	S	S
6.8L SEFI Triton™ V10 w/Automatic Transmission ³	O	O
7.3L Power Stroke™ V8 Diesel/Automatic Transmission	O	O
California Emissions System	S	S
4x4 System - Electronic Shift-On-The-Fly	O	O
Front Stabilizer Bar	S	S
Limited Slip Rear Axle	O	O
Tires (5) - LT265/75Rx16D OWL All-Season Tires	S	S
Tires (5) - LT265/75Rx16D OWL All-Terrain Tires	O	O

SAFETY & SECURITY FEATURES

Air Bags - Driver and Right Front Passenger ⁴	S	S
Child Safety Latches on Rear Doors	S	S
Anti-Lock Braking System (power 4-wheel disc brakes)	S	S

Standard S Optional O

1. Included with Comfort & Convenience Group
2. Standard on 4x2, optional on 4x4
3. Standard on 4x4, optional on 4x2
4. Always fasten your safety belt and secure children in the rear seat.

EXTERIOR OUTFITTING




Even when there's no fog in the air, Excursion Limited's fog lamps help light your way around the planet. That is where you are headed, isn't it?



The Reverse Sensing System, standard on Limited, alerts you to certain objects near the rear of the vehicle with a series of beeps and helps you gauge your distance.

POWER AND CAPABILITY



7.3L Power Stroke™ V8 Turbo Diesel engine generates 250 HP@2600 rpm and 505 ft-lb torque@1600 rpm. Optional on all models.



5.4L SEFI Triton™ V8 engine yields 255 HP@4500 rpm and 350 ft-lb torque@2500 rpm. Standard on 4x2, optional on 4x4.



16" premium aluminum wheel
LT265/75R16 OWL
All-Season tire.
Standard on Limited.



16" chrome steel wheel
LT265/75R16 OWL
All-Season tire.
Standard on XLT.



16" polished aluminum wheel. LT265/75R16 OWL
All-Terrain tire. Optional on XLT.



EXCURSION XLT

- Three rows of seating
- Premium AM/FM stereo/cassette/single CD player with premium sound
- Rear Tri-Panel™ Doors
- Four-wheel disc brakes
- Power door locks
- Four-wheel anti-lock brake system
- Heavy-Duty Trailer Towing Package
- Automatic tow-haul system
- Auxiliary air conditioning and heat with rear seat controls
- Keyless entry keypad
- SecuriLock™ Passive Anti-Theft System
- Running boards
- Roof rack
- Leather-wrapped steering wheel with speed control
- Four powerpoints
- Rear cargo net
- Six cupholders
- 16" chrome steel wheels
- Platinum bodyside cladding



EXCURSION LIMITED

(INCLUDES ALL OF THE STANDARD FEATURES OF THE XLT PLUS...)

- Comfort and Convenience Group: Captain's Chairs (power driver seat) w/ center floor console and rear audio controls, power rear quarter vent windows, trip computer, illuminated running boards and paint stripe
- Woodgrain applique trim
- 16" Premium aluminum wheels
- Front speed-sensitive windshield wipers
- Unique leather-trimmed captains chairs
- Five powerpoints
- Ten cupholders
- Arizona Beige bodyside cladding and wheel-lip moldings



Excursion Limited with standard Medium Parchment NUDO leather trim.
NUDO is a registered trademark of Albert Trostel & Sons Company.

ALL OF YOU TAKE A SEAT.
WE'RE FRESH OUT OF SUPERLATIVES.

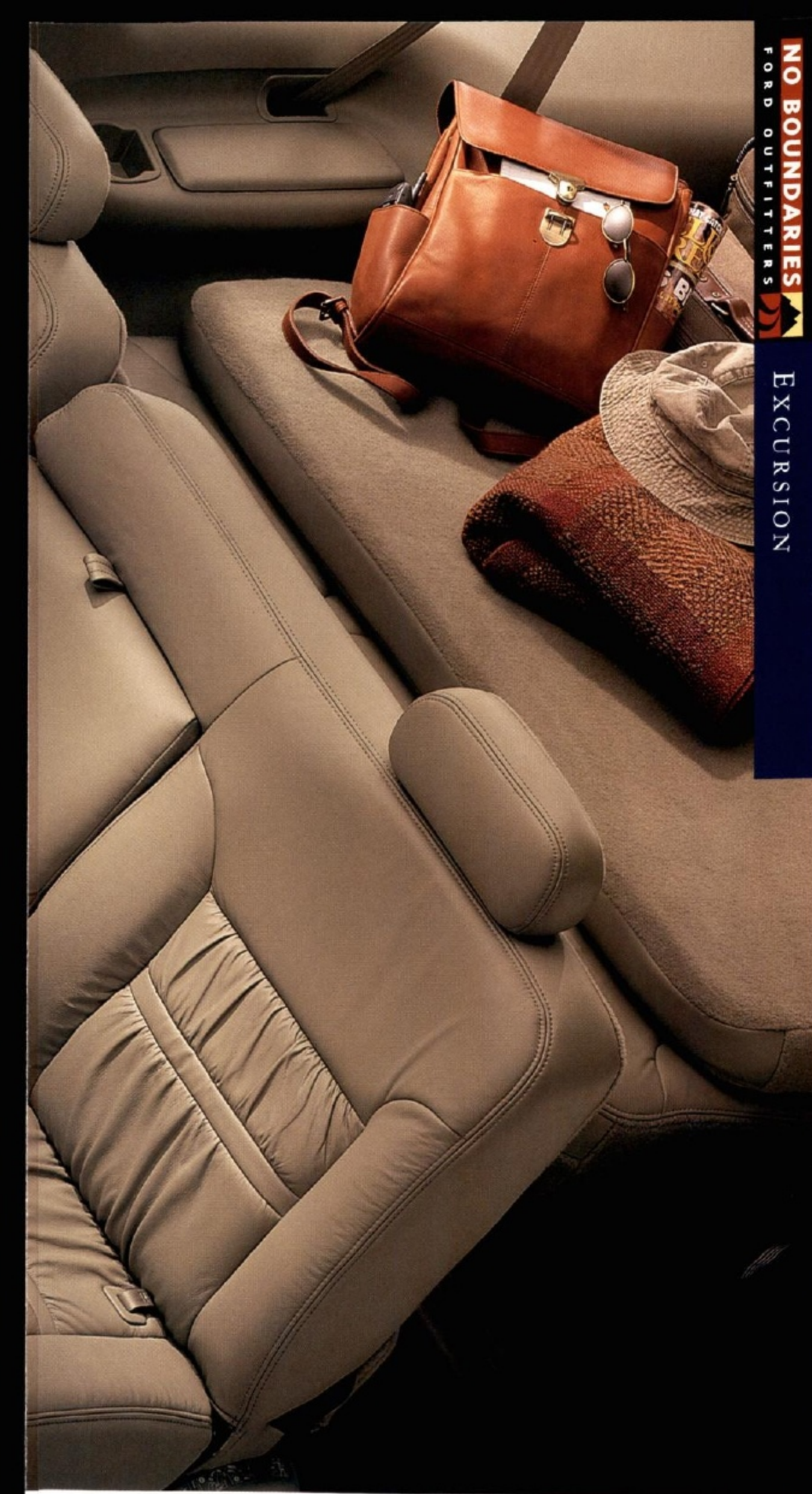


IN CONCERT An available AM/FM stereo with premium 6-disc in-dash CD player, six premium speakers and rear seat audio controls offers simultaneous listening to separate audio inputs in the front and rear seats.

Any description of Excursion's interior space risks understatement. There's standard seating for eight with Limited. First-row power Captain's Chairs are standard on Limited, optional on XLT. The 60/40 second-row split bench seat provides easy third-row access, and folds flat. Air conditioning (including a rear auxiliary) and rear heat ducts, Premium AM/FM Stereo/Cassette/Single CD player with premium sound and power windows and door locks are all standard. Not to mention ... more.



ADJUST TO FIT Available power adjustable pedals. Another meaningful innovation resulting in increased driver comfort. (Late availability)



ALL OF YOU TAKE A SEAT.
WE'RE FRESH OUT OF SUPERLATIVES.




IN CONCERT

An available AM/FM stereo with premium 6-disc in-dash CD player, six premium speakers and rear seat audio controls offers simultaneous listening to separate audio inputs in the front and rear seats.

Any description of Excursion's interior space risks understatement. There's standard seating for eight with Limited. First-row power Captain's Chairs are standard on Limited, optional on XLT. The 60/40 second-row split bench seat provides easy third-row access, and folds flat. Air conditioning (including a rear auxiliary) and rear heat ducts, Premium AM/FM Stereo/Cassette/Single CD player with premium sound and power windows and door locks are all standard. Not to mention ... more.

Right about now you're probably thinking, "Hey, there's an enormous amount of room for just about anything I want to take." Well... just turn the page and take a peek at what "more" really means.



Excursion Limited's instrument panel (below) shown with optional leather-trimmed seating in Medium Parchment.



INTERIOR OUTFITTING



The convenient overhead console includes front auxiliary air conditioning controls, a sunglasses compartment, garage door opener bin, and two map/courtesy lights on XLT; on Limited add a trip computer and power controls for the rear quarter windows.



The floor console has an attractive woodgrain applique cover, four cupholders, two for the front seats and two for the middle seat, a storage bin, rear audio controls, and a rear powerpoint. Standard on Limited.

INTERIOR	XLT	LIMITED
Air Conditioning	S	S
Side Window Demisters	S	S
Power Door Lock/Windows	S	S
Speed Control	S	S
Remote Keyless Entry	S	S
Tilt Steering	S	S
NEW Power Adjustable Pedals (Late Availability)	0	0
Premium AM/FM Stereo/Cassette/Single CD Player, with Premium Sound; 80 watts	S	S
Rear Seat Audio Controls	0 ¹	S
AM/FM Stereo with 6-Disc In-dash CD Player	0	0
NEW Rear Seat Entertainment System (Late Availability) Includes 6.4" LCD monitor, built-in VHS player, 2 headphones and remote control.	-	0
Floor Mats, Front and Rear	S	S
1st row - Cloth 40/20/40 Split Bench Seat	S	-
1st row - Captain's Chairs w/Floor Console	0 ¹	S
Heated Front Seats	-	S
Floor Console - 4 cupholders, Storage Bin, Rear Audio Controls, Rear Powerpoints, Woodgrain Applique Panel	0 ¹	S
Third-Row Bench Seat	S	S
Leather Seat Trim - All rows	0	S
Comfort & Convenience Group Trip Computer, Illuminated Running Boards, Power Driver Seat, Captain's Chairs w/Center Console and Rear Radio Controls, Power Rear Quarter Vent Windows and Paint Stripe	0	S

Standard S Optional 0

1. Optional only on XLT with Comfort & Convenience Group

Following publication of the catalog, certain changes in standard equipment, options and the like, or product delays, may have occurred which would not be included in these pages. Your Ford Dealer is your best source for up-to-date information. Ford Division reserves the right to change product specifications at any time without incurring obligations. Competitive comparisons based on publicly available information at time of printing.

COLOR AND TRIM

XLT

	Medium Graphite	Medium Parchment
Black Clearcoat	•	•
Dark Satin Green Clearcoat Metallic	•	•
Deep Wedgewood Blue Clearcoat Metallic	•	•
Toreador Red Clearcoat Metallic	•	•
Medium Steel Blue Clearcoat Metallic	•	•
Oxford White Clearcoat	•	•
Silver Clearcoat Metallic	•	•

LIMITED

Black Clearcoat	•
Estate Green Clearcoat Metallic	•
Deep Wedgewood Blue Clearcoat Metallic	•
Toreador Red Clearcoat Metallic	•
Dark Satin Green Clearcoat Metallic	•
Oxford White Clearcoat	•
Chestnut Clearcoat Metallic	•

Vehicles shown may include optional equipment.

Leather-trimmed front Captain's Chairs in Medium Parchment (shown) and Medium Graphite. Sheared NUDO leather-trim standard on Limited, G-grain leather trim optional on XLT.



Cloth front Captain's Chairs in Medium Parchment or Medium Graphite, included on XLT with Comfort & Convenience Group.



Estate Green Clearcoat Metallic



Medium Steel Blue Clearcoat Metallic



Toreador Red Clearcoat Metallic



Silver Clearcoat Metallic



Deep Wedgewood Blue Clearcoat Metallic



Chestnut Clearcoat Metallic



Black Clearcoat




Oxford White Clearcoat



Dark Satin Green Clearcoat Metallic

EXTERIOR DIMENSIONS

	ESCAPE 4x2 • 4x4	EXPLORER SPORT TRAC 4x2 • 4x4
A Overall Length	173.0"	205.9"
B Wheelbase	103.1"	125.9"
C Overhang front	33.4"	34.6"
D rear	36.4"	45.4"
E Overall Width	70.1"	71.8"
F Height (empty, includes roof rack where applicable)	69.1"	70.1" • 70.1"
G Ground Clearance (empty)	7.8"	6.7"
H Load Floor Height (empty)	25.4"	31.8"
I Ramp Breakover Angle (empty)	20.0°	22.3° • 22.4°
J Angle of Departure	22.0°	22.4° • 22.5°
K Angle of Approach	28.5°	26.8° • 26.6°
Seating (maximum)	5	5

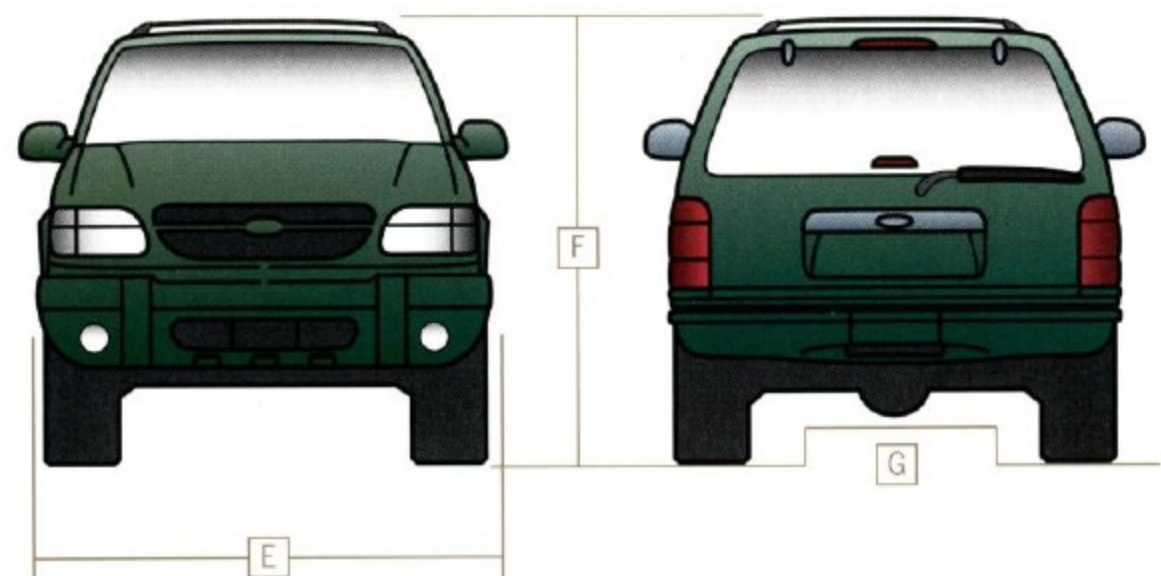


A Overall length measures from the rear bumper to the front bumper. B Wheelbase measures the distance between the centers of the front and rear wheels (or axle). C Front overhang measures the distance from center of the front wheel (or axles) to front bumper. D Rear overhang measures the distance from center of the rear wheel (or axle) to rear bumper.



H Load floor height measures the distance from ground to cargo floor. I Ramp breakover angle measures the maximum angle of a rise that the vehicle can clear between its front and rear wheels.

EXPLORER SPORT 4x2 • 4x4	EXPLORER 4-DOOR 4x2 • 4x4	EXPEDITION 4x2 • 4x4	EXCURSION 4x2 • 4x4
180.4"	190.7"	204.6"	226.7"
101.8"	111.6"	119.0"	137.1"
34.6"	35.1"	38.7"	7.4"
44.0"	44.0"	46.9"	52.3"
70.2"	70.2"	78.6"	80.0"
68.2"	67.7" • 67.5"	74.3" • 76.6"	77.2" • 80.2"
6.7"	6.7"	8.5"	8.11"
28.9" • 29.0"	29.1" • 28.9"	33.4" • 35.3"	36.1" • 39.2"
22.9" • 22.8"	16.4°	22.0" • 22.5"	6.8" • 7.0"
22.8" • 22.9°	18°	19.0" • 21.0"	11.6" • 15.1"
28.1" • 28.0°	26.3" • 25.9°	21.8" • 26.8°	20.3" • 25.0°
4	5	9	9



E Overall width measures the widest point at the sides of the vehicle excluding mirrors. F Height measures from the ground to the highest point on the roof of the empty vehicle. G Ground clearance measures between the ground and the lowest point of the vehicle.



J Angle of departure measures the angle between the ground from the trailing edge of the rear bumper (or lowest rear component) to a tangent with the rear tire. K Angle of approach measures the angle between the ground from the leading edge of the front bumper (or lowest front component) to a tangent with the front tire.

INTERIOR DIMENSIONS

FIRST ROW

	ESCAPE	EXPLORER SPORT TRAC
Head room	40.4'	39.4'
Shoulder room	56.3'	56.7'
Hip room	53.4'	52.7'
Leg room	41.6'	42.4'

SECOND ROW

Head room	39.2'	38.9'
Shoulder room	55.9'	56.9'
Hip room	49.0'	52.7'
Leg room	36.4'	37.8'

THIRD ROW

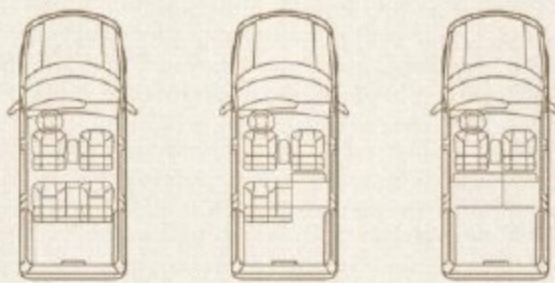
Head room	-	-
Shoulder room	-	-
Hip room	-	-
Leg room	-	-
Maximum cargo volume* (cu. ft.)	64.8	-
Behind 2nd row (cu. ft.)	33.0	-
Behind 3rd row (cu. ft.)	-	-

* SAE J1100 (Jun 98) Volume 6 method. With 3rd row seats removed (where applicable) and 2nd row seats folded or flipped down.

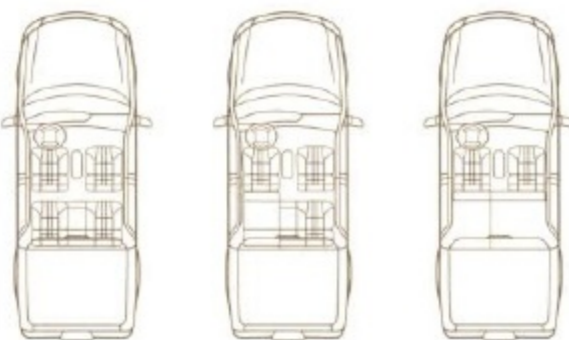
INTERIOR SEATING/CARGO CONFIGURATIONS

ESCAPE

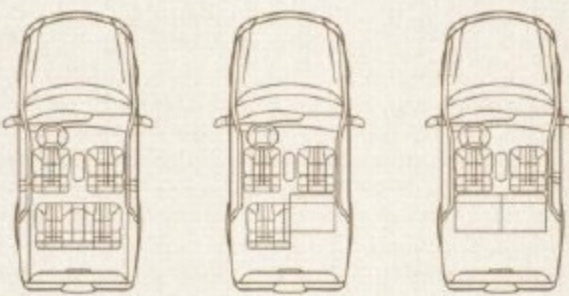
XLS seats 5. Rear seat can tip and fold flat. XLT seats 5. Rear 60/40 split bench seat can tip and fold flat, one side or both.



EXPLORER SPORT TRAC
Explorer Sport Trac seats 5. Rear 60/40 split bench seat can tip and fold flat, one side or both.



EXPLORER SPORT
Explorer Sport seats 4. Rear 50/50 split bench seat can tip and fold flat, one side or both.



EXPLORER SPORT

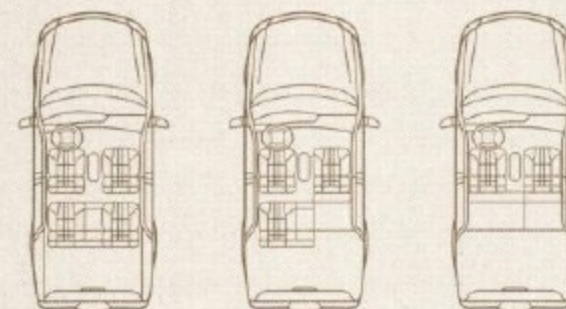
EXPLORER 4-DOOR

EXPEDITION

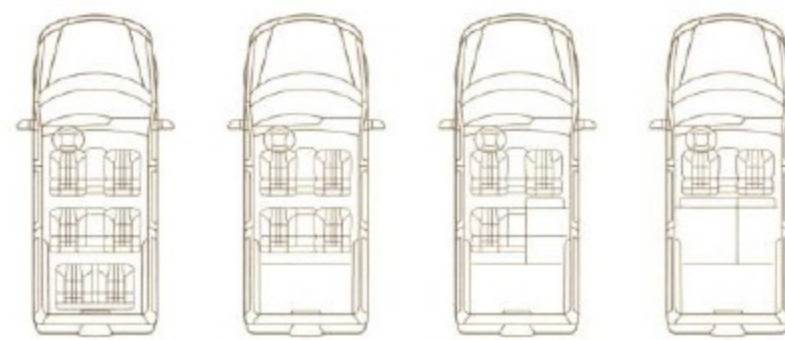
EXCURSION

Head room	39.4'	39.9'	39.8'	41'
Shoulder room	56.7'	56.7'	63.9'	68.3'
Hip room	51.9'	51.9'	61.5'	67.5'
Leg room	42.4'	42.4'	40.9'	42.3'
Head room	39.1'	39.3'	39.8'	41.1'
Shoulder room	57.9'	56.8	64.4'	67.0'
Hip room	43.6'	51.9'	62.3'	66.9'
Leg room	36.6'	36.8'	38.9'	40.5'
Head room	-	-	35.0'	38.6'
Shoulder room	-	-	66.7'	64.9'-
Hip room	-	-	59.8'	52.5'
Leg room	-	-	27.0'	39.0'
Maximum cargo volume* (cu. ft.)	71.4	79.8	110.7	146.4
Behind 2nd row (cu. ft.)	35.5	41.4	60.9	100.7
Behind 3rd row (cu. ft.)	-	-	20.5	48.0

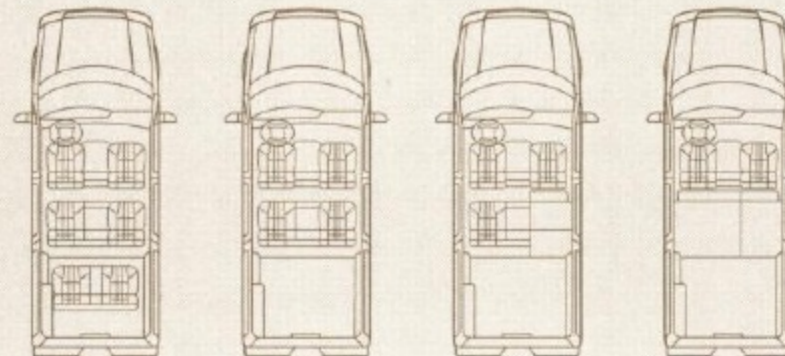
EXPLORER
Explorer seats 5. Rear 60/40 split bench seat can tip and fold flat.



EXPEDITION
Expedition seats up to 9. Second row 60/40 split bench seat can tip and fold flat and third-row bench seat is removable.



EXCURSION
Excursion seats up to 9. Second row 60/40 split bench seat can tip and fold flat, one side or both, and third-row bench seat is removable.



POWERTRAIN PERFORMANCE				
	HORSEPOWER	TORQUE	AXLE RATIO	ESCAPE
2.0L I4 5-SPD MANUAL	127 @ 5400 rpm	135 @ 4500 RPM	2.93	4 x 2 / 4 x 4 1000
3.0L V6 4-SPD AUTOMATIC	201 @ 5900 rpm	196 @ 4700 rpm	2.93	2000
			2.93	3500*
4.0L SOHC V6 5-SPD MANUAL OD	210 @ 5250 rpm ⁽¹⁾	240 @ 3250 rpm ⁽¹⁾	3.73/4.10	- -
4.0L SOHC V6 5-SPD AUTO OD	210 @ 5200 rpm ⁽²⁾	240 @ 3000 rpm ⁽²⁾	3.73/4.10	- -
4.6L V8 4-SPD AUTOMATIC	215 @ 4450 rpm ⁽³⁾	290 @ 3250 rpm ⁽³⁾	3.31	- -
			3.55	- -
5.0L OHV V8 4-SPD AUTO OD	215 @ 4200 rpm ⁽³⁾	288 @ 3300 rpm ⁽³⁾	3.73	- -
5.4L V8	260 @ 4500 rpm ⁽⁴⁾	350 @ 2500 rpm ⁽⁴⁾	3.31	- -
			3.55	- -
			3.73	- -
			4.10	- -
6.8L V10	310 @ 4250 rpm	425 @ 3250 rpm	3.73	- -
			4.30	- -
7.3L V8 TURBO DIESEL	250 @ 2600 rpm	505 @ 1600 rpm	3.73	- -

*With Class II Trailer Towing Group. ⁽¹⁾Explorer 4-Door. Based on 2000 data. ⁽²⁾Sport Trac.
⁽³⁾Based on 2000 data. ⁽⁴⁾Expedition.

ESCAPE



EXPLORER SPORT



EXPLORER SPORT TRAC



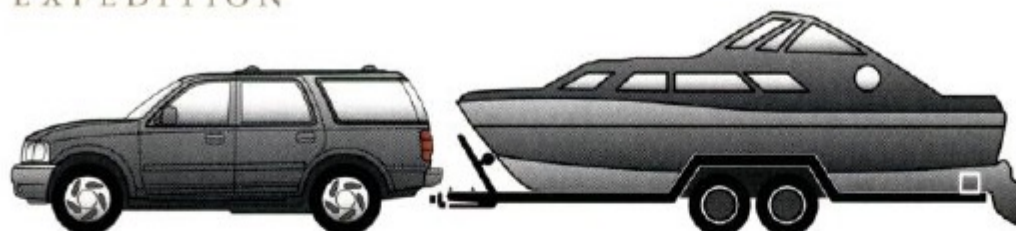
MAXIMUM TRAILER WEIGHT

EXPLORER SPORT TRAC 4 x 2 / 4 x 4		EXPLORER SPORT 4 x 2 / 4 x 4		EXPLORER 4-DOOR 4 x 2 / 4 x 4		EXPEDITION 4 x 2 / 4 x 4		EXCURSION 4 x 2 / 4 x 4	
-	-	-	-	-	-	-	-	-	-
-	-	-	-	-	-	-	-	-	-
2740	2520	3080	2880	-	-	-	-	-	-
5300	5080	5140	4940	5940	5740	-	-	-	-
-	-	-	-	-	-	5800	-	-	-
-	-	-	-	-	-	-	6000	-	-
-	-	-	-	6820	6620	-	-	-	-
-	-	-	-	-	-	6600	6300	-	-
-	-	-	-	-	-	7600	7300	-	-
-	-	-	-	-	-	8100	7800	6200	-
-	-	-	-	-	-	-	-	-	7200
-	-	-	-	-	-	-	-	10000	9600
-	-	-	-	-	-	-	-	10000	10000
-	-	-	-	-	-	-	-	10000	10000

EXPLORER



EXPEDITION



EXCURSION



GREAT GEAR

DEALER ACCESSORIES

Wherever your dream destination may be, your Ford Dealer can help you outfit your SUV with a wide range of dealer-installed gear. Be sure to check with them for availability and selection.



Keep the cargo area neat and clean with a custom-fit cargo mat.



This roll-up rubber bed mat helps protect both your stuff and the bed.



Run out of room? This removable Yakima cargo basket is a great way to expand storage.



Help protect your gear from the elements and prying eyes with a soft tonneau cover.



Mud flaps help keep debris from harming your SUV's finish.



Keep items organized with a handy cargo bed divider.

Ford Credit's Red Carpet Lease
Many lease managers have completed many hours of training in a Red Carpet Lease program designed to make us the best in the business. We think you'll find a Red Carpet Lease the best way to lease.

Under the New Vehicle Limited Warranty, you'll receive bumper-to-bumper no-deductible coverage on your new Ford vehicle for 3-years/36,000 miles. You'll also receive unlimited-mileage, no-deductible corrosion perforation coverage for five years.

Ask your Ford Dealer for a copy of this warranty.

During its 3-year/36,000-mile limited warranty period, every new Ford vehicle includes the assurance and support of a 24-hour emergency Roadside Assistance program. Roadside Assistance includes such services as fuel delivery, tire changes, jump starts and help when you are locked out of your vehicle. Ask your Ford Dealer for complete details about this program.

Complete information on our vehicle lineup is available on our web site. To get more information before you visit your Ford Dealer, please visit us at www.fordvehicles.com.

Likewise, to get details on various financing options available on your new Ford vehicle, please visit our web site at www.fordcredit.com.

Doing so can give you a head start before talking to your Ford Dealer about financing your new Ford vehicle.

3000
315 550 240
MAN

30
7
4

