

2001 MERCURY SABLE




contents

- 04 performance and technology
- 05 amenities
- 06 safety
- 07 interior features
- 10 specifications
- 11 exterior and interior colors
- 13 equipment and accessories

DESIGNED WITH TRUE INDIVIDUALISTS IN MIND, THE Mercury Sable is a forward-thinking automobile that brings performance and sophistication to life for 2001. Powered by one of two efficient V6 engines, Sable delivers a remarkable ride under different driving conditions. And features such as the detailed front grille, complex reflector headlamps, available leather seating surfaces and stylish, arching exterior design accentuate its richness. Perhaps this is why Sable is number one in vehicle satisfaction, according to an independent prior year study.¹

¹Based on the 2000 "Best in Class" AutoPacific award for vehicle satisfaction among owners of the 2000 Mercury Sable.








Mercury Sable LS Premium Sedan in Silver Frost Clearcoat Metallic.



WHETHER EQUIPPED WITH THE STANDARD VULCAN V6 — or the racing-inspired, 200-horsepower all-aluminum Duratec V6 — Sable's power is convincing. The transaxle on both the engines has the technology to learn, remember and anticipate your driving habits, prolonging transaxle longevity. Equally impressive is Sable's smooth shift protocol, which adapts to engine outputs under a variety of driving conditions. Finally, Sable's suspension component mounts, precise shock absorber tuning and special, low spring rates provide a remarkably responsive ride.



Like cars, drivers come in different shapes and sizes, so Sable was first in its class to offer available **power-adjustable pedals** that will travel up to three inches to accommodate. All Sable models can be equipped with a four-wheel **Anti-lock Brake System (ABS)**. In addition to shortening stopping distances, ABS is designed to minimize wheel lockup under heavy braking, causing a loss of control. A. In addition to crumple zones, side-impact door beams and energy-absorbing materials throughout the cabin, Sable offers available **side-impact head/chest airbags¹** to protect both driver and

front seat passenger. B. Every Sable model comes with a **remote keyless entry system** that unlocks the doors and trunk—from 30 feet away. There's also a panic button, which activates the horn and parking lamps for added protection. C. Standard on all Sable models is the **SecuriLock™** passive anti-theft system, which requires a specially coded ignition key to start the vehicle. D. **All-Speed Traction Control** — available for the LS Sedan, LS Premium Sedan and Wagon — uses sensors to detect and control wheel spin in low-traction situations. E. Both sporty and functional, available **fog lamps** help illuminate more of the road at night.

¹Always wear your safety belt and secure children in the rear seat.



Mercury Sable LS Premium Sedan in Silver Frost Clearcoat Metallic.
Shown with available equipment.

SABLE'S HIGHLY SOPHISTICATED Personal Safety System™ uses front impact and driver seat position sensors to help protect both the driver and front passenger, via a modulated and appropriate rate of front airbag deployment. This system, combined with one-piece bodyside construction and reinforced roof pillars, works to provide added safety. Additionally, Sable earned the government's five-star rating for frontal crash performance three years in a row and has also been named Best in Class for frontal safety crash tests in 2001 by the Insurance Institute for Highway Safety.



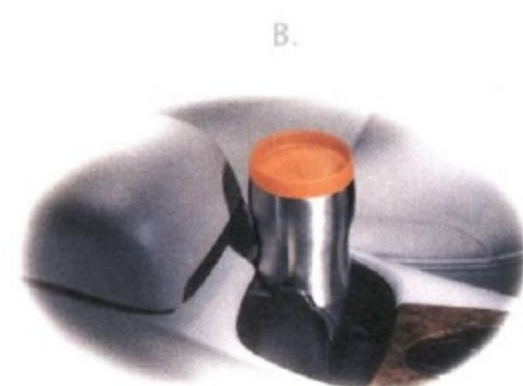
Mercury Sable LS Premium Wagon in Silver Frost Clearcoat Metallic.
Shown with the standard 3rd-row seat folded down. With 3rd-row seating, the Mercury Sable Wagon can accommodate up to eight passengers.

One of three **audio options** for 2001, Sable's 6-speaker MACH® Audio System has an AM/FM stereo and a radio-controlled 6-disc CD changer as well as cassette. The available **6-disc**

CD changer allows multi-disc programming. **A.** Standard in our six-passenger GS models is a **flip-fold console**, which converts from a seating surface to an easy-armrest and console in seconds.

B. Every Sable Wagon and Sedan offers plenty of **cupholders** to go around¹. **C.** Already an extremely effective use of interior space,

Sable has an available **60/40 split-fold rear seatback**² to satisfy your "larger cargo" needs. Contributing to Sable's luxurious cabin area is an easy-to-read integrated control panel, ergonomic center console and auxiliary 12-volt power point. **D.** An available **power moonroof** adds to Sable's versatile personality—providing sun, moon and other driving pleasures.



¹Except in 3rd-row seating.

²Shown with available leather seating surfaces.



Mercury Sable LS Premium in Silver Frost Clearcoat Metallic with Medium Graphite interior. Shown with available equipment.

specifications

specifications

1

0

engines	Type	V6 OHV Vulcan 12-valve		V6 DOHC Duratec 24-valve	
	Displacement	3.0 liter		3.0 liter	
	Horsepower (SAE net)	155 @ 4900 rpm		200 @ 5650 rpm	
	Torque (SAE net)	185 lb-ft @ 3950 rpm		200 lb-ft @ 4400 rpm	
	Fuel delivery	Sequential multi-port electronic fuel injection		Sequential multi-port electronic fuel injection	
	Compression ratio	9.28:1		10.0:1	
	Engine control	EEC-V Electronic Engine Control		EEC-V Electronic Engine Control	
	Scheduled tune-up interval	100,000 miles ¹		100,000 miles ¹	
			sedan		wagon
transaxle		4-speed electronic automatic with overdrive and adaptive shift control			
brakes		Front: 11.6-inch vented disc Rear: 8.9-inch drum		Front: 11.6-inch vented disc Rear: 10.1-inch disc	
steering		Power, speed-sensitive, variable-assist rack-and-pinion			
suspension	Front	Fully independent, MacPherson with gas-pressurized hydraulic struts and stabilizer bar			
	Rear	Fully independent Quadralink system with gas-pressurized hydraulic struts and stabilizer bar		Independent Short- and Long-Arm type with gas-pressurized hydraulic shock absorbers and stabilizer bar	
capacities	Fuel tank	18.0 gal		18.0 gal	
	Cargo capacity	16.0 cu ft		38.8 cu ft/81.3 cu ft (rear seat up/down)	
	Curb weight	3369 lb Vulcan/3364 lb Duratec		3546 lb Vulcan/3514 lb Duratec	
dimensions (inches)	Headroom (without moonroof)	Front: 39.8	Rear: 36.7	Front: 39.4	Rear: 38.9
	Legroom	Front: 42.2	Rear: 38.9	Front: 42.2	Rear: 38.5
	Shoulder room	Front: 57.3	Rear: 56.6	Front: 57.3	Rear: 56.7
	Hiproom	Front: 54.4	Rear: 55.7	Front: 54.4	Rear: 55.4
	Length	199.8		197.8	
	Track	Front: 61.6	Rear: 62.1	Front: 61.6	Rear: 62.1
	Width (overall excluding mirrors)	73.0		73.0	
	Height	55.5		57.8	
	Wheelbase	108.5		108.5	

dimensions



sedan
55.5 in
wagon
57.8 in

sedan/wagon 108.5 in
sedan 199.8 in / wagon 197.8 in

sedan/wagon
73.0 in

exterior

Silver Frost Clearcoat Metallic

Spruce Green Clearcoat Metallic

Harvest Gold Clearcoat Metallic

Medium Graphite Cloth

Vibrant White Clearcoat

Black Clearcoat

Medium Graphite Leather

Chestnut Clearcoat Metallic

Graphite Blue Clearcoat Metallic

Toreador Red Clearcoat Metallic

Medium Parchment Cloth

Medium Parchment Leather ■

Medium Royal Blue Clearcoat Metallic

Dark Charcoal Cloth ■

Dark Charcoal Leather ◆

Light Parchment Leather ●

interior

- Available in Cloth/Leather combination only.
- ◆ Available with LS Premium Sedan or Cloth/Leather combination.
- Available on LS Premium Sedan/Wagon only.

exterior and interior colors

1

1

equipment

personal safety system™

- Dual stage front airbags²
- Crash severity sensor
- Front safety belt usage sensors
- Driver's seat position sensor
- Front safety belt pretensioners
- Energy-management belt retractors

premium features

- The following items are included for LS Premium Sedan and Wagon models:
- Fog lamps
 - 200 hp DOHC Duratec engine
 - Power-adjustable foot pedals
 - Automatic-on/delay-off headlamps
 - Keyless entry keypad (driver's door)
 - Electronic Automatic Temperature Control
 - Perimeter Anti-Theft System
 - Dual illuminated visor mirrors with secondary visors
 - Leather seating surfaces (no charge option)



16-inch deluxe locking wheel cover

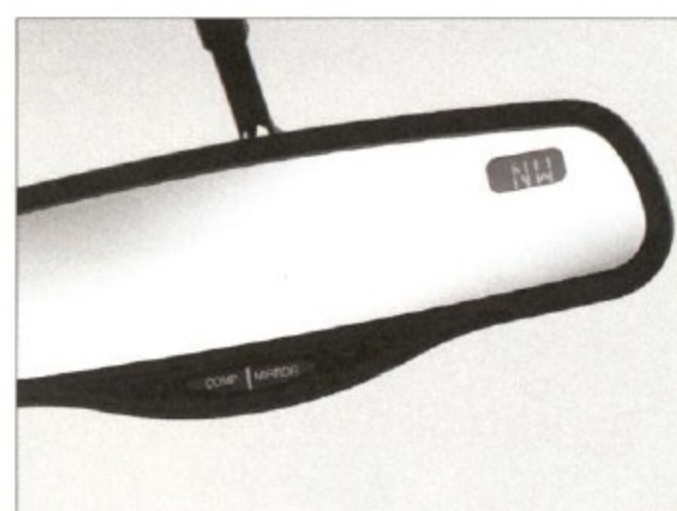


16-inch 7-spoke machined aluminum wheel



16-inch 5-spoke Chrometec wheel

accessories



The Electrochromic Compass Mirror not only keeps you heading in the right direction, but automatically dims when headlight glare appears from behind.



The optional Frame Mount Bike Carrier by Yakima uses a locking arm with a durable Kraton™ padding that protects your bike's finish.

equipment and accessories

3

features

functional features

	GS SEDAN	LS SEDAN	LS PREMIUM SEDAN	GS WAGON	LS PREMIUM WAGON
Personal Safety System™	std	std	std	std	std
SecuriLock™ passive anti-theft system	std	std	std	std	std
Dual-stage front airbags ²	std	std	std	std	std
Emergency inside trunk release	std	std	std	—	—
Rear-door child-safety locks	std	std	std	std	std
Height-adjustable 3-point safety belts for outboard front occupants	std	std	std	std	std
3-point safety belt for rear outboard seat occupants	std	std	std	std	std
Child safety seat restraints	std	std	std	std	std
Side-impact head/chest airbags ²	opt	opt	opt	opt	opt
Battery saver	std	std	std	std	std
Fingertip speed control	std	std	std	std	std
2-way locking head restraints (front seats)	std	std	std	std	std
High-strength side-impact door beams	std	std	std	std	std
Rear window defroster	std	std	std	std	std
3.0L 24-valve Duratec V6 engine	—	opt	std	—	std
3.0L 12-valve Vulcan V6 engine	std	std	—	std	—
Electronic 4-speed automatic overdrive transaxle	std	std	std	std	std
4-wheel Anti-lock Brake System (ABS) with Electronic Brake Force Distribution (EBD)	opt	opt	opt	opt	opt
All-Speed Traction Control (requires ABS)	—	opt	opt	—	opt
Power-adjustable foot pedals	opt	std	std	opt	std
100,000-mile scheduled tune-up intervals ¹	std	std	std	std	std
Secure Group includes side-impact head/chest airbags, All-Speed Traction Control and Anti-lock Brake System (ABS)	opt	opt	opt	opt	opt
exterior features					
Solar-tinted glass	std	std	std	std	std
Dual power exterior mirrors	std	std	std	std	std
Heated exterior mirrors	—	std	std	—	std
Complex-reflector clear-lens headlamps with integrated outboard turn signals	std	std	std	std	std
Variable intermittent windshield wipers	std	std	std	std	std
Rear window wiper/washer	—	—	—	std	std
Fog lamps	—	—	std	—	std
Automatic-on/delay-off headlamps	—	—	std	—	std
Remote Keyless Entry system with two key fobs	std	std	std	std	std
Keyless entry keypad (driver's door)	—	—	std	—	std
Luggage rack	—	—	—	std	std
wheels and tires					
P215/60R16 94T black sidewall all-season tires	std	std	std	std	std
16-inch deluxe locking wheel covers	std	—	—	—	—
16-inch 7-spoke machined aluminum wheels	opt	std	std	std	std
16-inch 5-spoke Chrometec wheels	—	opt	opt	—	opt

interior comfort and convenience features

	GS SEDAN	LS SEDAN	LS PREMIUM SEDAN	GS WAGON	LS PREMIUM WAGON
CFC-free air conditioning	std	std	std	std	std
Electronic Automatic Temperature Control	—	—	std	—	std
60/40 split-fold rear seatback	—	std	std	std	std
Integrated control panel with climate, audio, rear window defroster, digital clock controls and auto power feature	std	std	std	std	std
Particulate Air Filtration System	std	std	std	std	std
Illuminated power controls: door locks, windows with express-down driver's window and accessory delay	std	std	std	std	std
Tilt steering column	std	std	std	std	std
Power moonroof with one-touch-open feature	—	opt	opt	—	opt
Dual illuminated visor mirrors with secondary visors	—	—	std	—	std
Front seatback map pockets	std	std	std	std	std
Map pockets on all doors	std	std	std	std	std
Bucket seats, cloth	std	—	—	std	std
Bucket seats, cloth with leather trim	—	std	std	—	—
Bucket seats, leather seating surfaces	—	—	nco	—	nco
6-way power driver's seat with manual lumbar adjustment	opt	std	std	opt	std
6-way power passenger seat ³	—	—	opt	—	opt
5-passenger seating with dual recliners, rear-seat air conditioning ducts, front armrests, and floor console and shifter	opt	std	std	—	std
6-passenger seating with dual recliners, flip-fold front center console	std	—	opt	std	opt
Wagon group includes rear-facing 3rd-row seat and retractable cargo cover	—	—	—	std	std
Dual front and rear cupholders	std	std	std	std	std
Leather-wrapped steering wheel	—	std	std	—	std
Illuminated entry, courtesy lights and dome lamp with delay off	std	std	std	std	std
Auxiliary 12-volt power point	std	std	std	std	std
instrumentation					
Analog instrument cluster with speedometer, tachometer, trip odometer, coolant temperature and fuel gauges	std	std	std	std	std
audio					
AM/FM stereo/cassette with four speakers	std	std	std	std	std
AM/FM stereo/single CD player	opt	opt	—	opt	—
Audio Group: MACH® Audio System with AM/FM stereo/cassette and 6 premium speakers with radio-controlled 6-disc CD changer	—	opt	opt	—	opt

To ensure we're offering our customers the best service possible, we proudly offer the Mercury Personal Consultant. Just visit our Web site at www.mercuryvehicles.com/pc and one of our manufacturer's representatives will help with anything from price quotes to product features to arranging a test drive at your local dealer—at no cost or obligation.



FORD CREDIT Ford Credit provides the convenience of one-stop shopping with a variety of simple-to-understand purchase or Red Carpet Lease programs available right at the dealership. For more information, ask your dealer for details, or visit us on the web at www.fordcredit.com



THE MERCURY CYCLING TEAM is hitting the streets and will be participating in races from coast to coast. Look for this pro cycling team in your area. For more information on Mercury vehicles visit us on the web at www.mercuryvehicles.com



15% POST-CONSUMER FIBER / 45% TOTAL RECYCLED CONTENT

Following publication of this brochure, certain changes in standard equipment, options, prices and the like, or product delays may have occurred which would not be included in these pages. Your Mercury dealer is your best source for up-to-date information. Lincoln Mercury reserves the right to change product specifications at any time without incurring obligations.

2001 EPA mileage estimates were unavailable when this brochure was printed. Options shown or described in this brochure are available at extra cost and may be offered only in combination with other options or subject to additional ordering requirements or limitations.

std = Standard Feature opt = Optional Feature
— = Not Available nco = No Charge Option

¹Under normal driving conditions with routine fluid and filter changes.

²Always wear your safety belt and secure children in the rear seat.

³Requires side airbags and leather seating surfaces.



cougar



sable



grand marquis



villager



mountaineer

THE MERCURY COMMITMENTSM REFERS TO THE EXTRA comforts of ownership, exemplified in a comprehensive benefits package. It is the assurance that meeting your driving needs will always be our ultimate objective. Ask your dealer for complete details and a copy of the limited warranty.

Mercury Test Drive 888.566.8888

Customer Assistance 800.392.3673

Roadside Assistance 800.241.3673

www.mercuryvehicles.com



Mercury
LIVE LIFE
IN YOUR
OWN LANE