



**TOYOTA**

2023 Toyota Crown

2023 TOYOTA CROWN

# An image of innovation.

Meet the all-new 2023 Toyota Crown. This reimagined sedan breaks every convention in the book and does so in a bold and fearless fashion. The first thing you and everyone will notice is its unmistakable design. By taking a dynamic combination of elements from a premium sedan, sports car and SUV, you end up with a distinctly crafted look that's anything but stereotypical. Toyota Crown is ready to usher in a new era of refinement.

Underneath Toyota Crown's captivating design is an all-new available Hybrid MAX powertrain. This turbocharged engine and electrified system come

equipped with a high-output, water-cooled rear motor that delivers incredibly powerful and smooth linear acceleration. The moment you press down on the pedal, Toyota Crown's exhilarating throttle response energizes you. And when driving through less than perfect road conditions, Toyota Crown's sophisticated standard All-Wheel Drive (AWD) system gives you the grip and stability to power through with confidence. All together, every element of Toyota Crown's advanced engineering puts this sedan a cut above the competition.



Platinum shown in Supersonic Red with Black bi-tone (extra-cost color).




## EXTERIOR

# Captivating from all angles.

Toyota Crown's magnetic look is unlike anything you've seen before. With 5.8-in. of ground clearance, its elevated cabin sits higher than traditional sedans. And its sleek and aerodynamic shape gives Toyota Crown a look that immediately catches your eye.



Limited shown in Heavy Metal (extra-cost color) with available Advanced Technology Package.



Platinum shown in Supersonic Red with Black bi-tone (extra-cost color).

### Premium alloy wheels

Strong and lightweight, Toyota Crown's alloy wheels improve both handling and acceleration, and play a pivotal role in defining its striking silhouette. On Platinum, 21-in. machine-finished 10-spoke alloy wheels with black accents accentuate Toyota Crown's sporty design. For a sleek and sophisticated look, Limited's Advanced Tech Package comes outfitted with premium 21-in. dark metallic wheels. And standard 19-in. alloy wheels elegantly complement this sedan's dynamic style.

### Disruptive design

Toyota Crown is redefining premium style. At first glance, its dynamically proportioned design gives it an elegant and streamlined appearance. And the sharp line of the Daytime Running Lights emphasize its contemporary grille, while its refined taillight flows across the rear to complete this sedan's bold all-new design.


### Bi-tone exterior

All the components in Toyota Crown Platinum's daring design work together to make one clear argument: This premium sedan was crafted to stand out. With an available bi-tone finish that extends from the hood to the rear,<sup>1</sup> Toyota Crown Platinum commands attention on every occasion.

## PERFORMANCE

# Turbocharged and electrified.


Engineered for excitement, Toyota Crown is most alive going full force. Whether you're merging onto the freeway or driving down city streets, the second you feel Toyota Crown's electrified power, you're ready to take on the day.



Limited shown in Heavy Metal (extra-cost color) with available Advanced Technology Package.

### Hybrid power and efficiency

Toyota Crown XLE and Limited are equipped with a highly efficient hybrid system that features a newly developed, high-output bipolar nickel-metal hydride battery. With an EPA-estimated 41 mpg combined rating<sup>2</sup> and 236 combined net horsepower, Toyota Crown's remarkable combination of power and efficiency raises the bar for its class.



### All-new Hybrid MAX powertrain

This available powertrain pairs Toyota Crown's 2.4L turbocharged engine with electric motors — generating an exceptional 340 combined net horsepower. The dynamic placement of the electric motors between the engine and transmission allows for power to be transferred without any lag. The result? An impressive 0-to-60 mph in 5.7 seconds.<sup>3</sup>




### Driving confidence

Toyota Crown's standard All-Wheel Drive (AWD) system automatically supplies power to the rear wheels to help improve traction. The all-new Hybrid MAX powertrain with Full-Time Electronic All-Wheel Drive adjusts between a 70/30 and 20/80 front- and rear-wheel power split, while the traditional hybrid powertrains use Electronic On-Demand All-Wheel Drive to send up to 80% of power to the rear wheels for more muscle, or automatically operate in FWD mode to help optimize fuel efficiency.

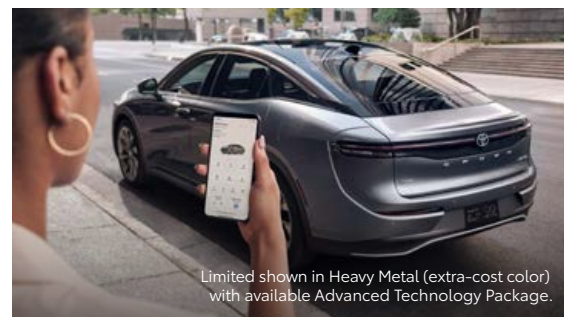




Platinum interior shown in Black leather trim.



Platinum shown in Supersonic Red with Black bi-tone (extra-cost color).



Limited shown in Heavy Metal (extra-cost color) with available Advanced Technology Package.

## Toyota Audio Multimedia system

Toyota Crown features Toyota's innovative Human Machine Interface (HMI). This advanced system utilizes Toyota Crown's 12.3-in. Toyota Audio Multimedia touchscreen to heighten your interaction through sight, touch and voice activation. Using this intelligent interface, you can see where you're going with turn-by-turn directions, access multimedia functions, and connect your smartphone to enjoy your favorite apps, playlists and podcasts.

## TECHNOLOGY

# Tech that feels like second nature.

Toyota Crown's advanced interior offers one incredibly connected driver experience. With elegantly integrated tech like a Qi-compatible wireless charging slot<sup>8</sup> and an expansive touchscreen display, this intuitive cabin is the definition of driver-centric.

## Advanced Park

Toyota Crown's available Advanced Park<sup>4</sup> makes fitting into a tight spot as simple as pressing a button. Just sit back, take your hands off the wheel and watch this advanced system work its magic.

## Digital Key capability

With a Remote Connect<sup>5</sup> subscription, this app lets your smartphone and smartwatch<sup>6</sup> act like your key.<sup>7</sup> You can lock/unlock doors, heat up the cabin on cold winter mornings and even share your keys with a friend — all from inside the app.



Platinum interior shown in Black leather trim.


## INTERIOR

# Crafted to the highest standard.



### Heated steering wheel and heated and ventilated seats

With the press of a button, Toyota Crown's available heated steering wheel quickly warms up for elevated driving on cold commutes. This refined cabin also features standard heated front seats and available heated rear seats for added comfort in the winter, while its available ventilated seats help you keep your cool on hot summer days.



Platinum interior shown in Black leather trim.

### Fixed panoramic roof and memory seats

With an abundance of natural light coming in from above, Toyota Crown's available fixed panoramic roof creates a spacious atmosphere. Standard power front seats dynamically adjust in eight different ways — remembering your ideal driving position for enhanced comfort and additional lumbar support. Meticulously crafted to the highest standard, Toyota Crown's premium cabin heightens your senses the moment you get behind the wheel.

# Innovation for the unexpected.

Take advantage of smarter and convenient technologies designed to simplify your drive. From a suite of services that are there for you 24/7 to top-of-the-line safety features, Toyota Crown gives you peace of mind for wherever your journey leads you.



## Blind Spot Monitor with Rear Cross-Traffic Alert and Safe Exit Assist

Standard Blind Spot Monitor (BSM)<sup>10</sup> with Rear Cross-Traffic Alert (RCTA)<sup>11</sup> is designed to help look out for you. Blind Spot Monitor warns you when a vehicle in the next lane enters Toyota Crown's blind spot on either side of the vehicle. Safe Exit Assist<sup>12</sup> uses BSM sensors to detect approaching vehicles. And when you're in reverse, Rear Cross-Traffic Alert helps detect vehicles approaching from either side.



## Front and Rear Parking Assist with Automatic Braking

When there is a possibility of contact with a stationary object or vehicle, Toyota Crown's available Front and Rear Parking Assist with Automatic Braking (PA w/AB)<sup>13</sup> sends audible and visual warnings, and in certain conditions, may automatically apply the brakes.



## Panoramic View Monitor

When you're parallel-parking downtown or backing out of a spot in a busy garage, Toyota Crown's available Panoramic View Monitor<sup>14</sup> uses cameras on the front, sides and rear to display a panoramic overhead view of what's going on around you.



## Wi-Fi Connect

Turn Toyota Crown into a hotspot. With an active Wi-Fi Connect trial or subscription,<sup>15</sup> you can easily connect up to five devices. And depending on your existing mobile provider, you can add the Wi-Fi Connect subscription to your current mobile plan. We'll even include a three-month trial to get you started.<sup>15</sup>



## Remote Connect

Toyota Crown is up to speed with the latest tech. With an active Remote Connect trial or subscription,<sup>5</sup> you can use the Toyota app<sup>16</sup> to start the engine, lock/unlock doors and locate your vehicle with your compatible smartphone or smartwatch. One-year trial included.<sup>5</sup>



## Safety Connect®

Because the unexpected can happen at any time of day — or night. Every new Toyota Crown comes with up to a 10-year trial of Safety Connect,<sup>17</sup> including Emergency SOS Assistance and 24/7 Toyota Roadside Assistance<sup>18</sup> to help you drive with added peace of mind.



# Amplify your drive.

Start your workday on a high note. Toyota Crown's available 11-speaker, 800-watt JBL®<sup>19</sup> Premium Audio system includes a newly designed subwoofer and Clari-Fi®<sup>19</sup> technology, delivering an exceptional listening experience for everyone inside the cabin.



Platinum interior shown in Black leather trim.



## Wireless Apple CarPlay®

Apple CarPlay®<sup>20</sup> is a smarter, safer way to use your iPhone®<sup>21</sup> while driving. Just sit inside Toyota Crown, and your compatible iPhone® wirelessly brings your favorite apps, maps and music onto the multimedia display. You can get directions, make calls, send and receive messages, and listen to music, all while staying focused on the road.



## Apple Music®

Built-in Integrated Streaming with Apple Music®<sup>22</sup> lets you stream over 100 million songs and 30,000 playlists ad-free — right from your touchscreen display. Just have Apple Music® and Toyota Wi-Fi Connect subscriptions, and you're good to go.



## Wireless Android Auto™


Connect your Android™<sup>23</sup> phone, then hit the road. Get all your favorite maps, media and messaging apps on your Toyota Crown's screen display. Talk to Google<sup>50</sup> on Android Auto™<sup>24</sup> to easily get directions, send messages, control media and more. Just say, "Hey Google" to get started.



## SiriusXM® Platinum 3-month trial

With the SiriusXM® 3-month Platinum Plan trial subscription,<sup>25</sup> you get 425+ channels, including 165+ channels in your vehicle, of ad-free music, plus sports, news, comedy and more. Easily search, discover and listen through personalized channel recommendations curated just "For You." Plus, the Live Sports category puts all your games and teams in one place for easy access.





TOYOTA SAFETY SENSE™ 3.0 (TSS 3.0)

# Peace of mind comes standard.

Toyota Safety Sense™ 3.0 (TSS 3.0)<sup>26</sup> is a bundle of active safety features included on many new Toyota vehicles at no additional cost. These innovative features were designed to help protect you and your passengers from harm.



Pre-Collision System with Pedestrian Detection<sup>28</sup>



Full-Speed Range Dynamic Radar Cruise Control<sup>29</sup>



Lane Departure Alert with Steering Assist<sup>30</sup>



Automatic High Beams<sup>31</sup>



Lane Tracing Assist<sup>32</sup>



Road Sign Assist<sup>33</sup>



Proactive Driving Assist<sup>27</sup>

## TOYOTA CROWN MODELS



### XLE

Includes these key features

#### Mechanical/Performance

- ✓ Hybrid engine: 2.5-Liter Dynamic Force 4-Cylinder with EV Mode;<sup>34</sup> 236 combined net hp
- ✓ Electronically controlled Continuously Variable Transmission (ECVT)
- ✓ All-Wheel Drive (AWD)
- ✓ Eco, Normal, Sport drive modes
- ✓ 42 city/41 highway/41 combined EPA-est. mpg<sup>2</sup>

#### Exterior Features

- ✓ 19-in. multi-spoke machined-finish two-tone alloy wheels
- ✓ Bi-LED projector low- and high-beam headlights with auto on/off feature
- ✓ LED taillights and stop lights
- ✓ Color-keyed outside door handles with touch-sensor lock/unlock feature
- ✓ Heated power outside mirrors with turn signal, puddle lights, and power-folding feature

#### Interior Features

- ✓ Dual zone automatic climate control system with dust and pollen filter, and rear-seat vents
- ✓ Fabric seats with SofTex<sup>®35</sup> trim; 8-way power-adjustable driver's seat with lumbar support; 8-way power-adjustable front seat
- ✓ Heated front seats
- ✓ 12.3-in. Multi-Information Display (MID) screen
- ✓ Leather-trimmed tilt/telescopic steering wheel, with audio, infotainment and Driver Assist controls
- ✓ Smart Key System on front doors and trunk with Push Button Start

#### Audio Multimedia

- ✓ 12.3-in. Toyota Audio Multimedia:
  - 12.3-in. touchscreen
  - Six speakers
  - Wireless Apple CarPlay<sup>®20</sup> compatible
  - Wireless Android Auto<sup>™24</sup> compatible
  - SiriusXM<sup>®</sup> with 3-month Platinum Plan trial subscription<sup>25</sup>

#### Connected Services<sup>\*,9</sup>

- ✓ Wi-Fi Connect<sup>15</sup>
- ✓ Service Connect with up to 10-year trial<sup>36</sup>
- ✓ Remote Connect with 1-year trial<sup>5</sup>
- ✓ Safety Connect<sup>®</sup> with up to 10-year trial<sup>17</sup>
- ✓ Drive Connect with 1-year trial<sup>37</sup>

#### Safety Features

- ✓ Toyota Safety Sense<sup>™</sup> 3.0 (TSS 3.0)<sup>26</sup>
- ✓ Star Safety System<sup>™</sup>
- ✓ Eight airbags<sup>38</sup>
- ✓ Safe Exit Assist (SEA)<sup>12</sup>
- ✓ Blind Spot Monitor (BSM)<sup>10</sup> with Rear Cross-Traffic Alert (RCTA)<sup>11</sup>
- ✓ Vehicle Proximity Notification System (VPNS)<sup>39</sup>



### Limited

Adds to or replaces features offered on XLE

#### Mechanical/Performance

- ✓ Hybrid engine: 2.5-Liter Dynamic Force 4-Cylinder with EV Mode;<sup>34</sup> 236 combined net hp
- ✓ Electronically controlled Continuously Variable Transmission (ECVT)
- ✓ All-Wheel Drive (AWD)
- ✓ Eco, Normal, Sport drive modes
- ✓ 42 city/41 highway/41 combined EPA-est. mpg<sup>2</sup>

#### Exterior Features

- ✓ 19-in. multi-spoke machined-finish two-tone alloy wheels
- ✓ Quad-LED projector low- and high-beam headlights with auto on/off feature
- ✓ Panoramic fixed-glass roof with power sunshade

#### Interior Features

- ✓ Leather front seats with seatback pockets; 8-way power-adjustable driver's seat with lumbar support; 8-way power-adjustable front seat
- ✓ Heated and ventilated front seats
- ✓ Heated rear seats
- ✓ 12.3-in. Multi-Information Display (MID) screen
- ✓ Heated leather-trimmed tilt/telescopic steering wheel with audio, infotainment and Driver Assist controls
- ✓ Smart Key System on all doors and trunk with Push Button Start and remote illuminated entry

#### Audio Multimedia

- ✓ 12.3-in. Toyota Audio Multimedia:
  - 12.3-in. touchscreen
  - Wireless Apple CarPlay<sup>®20</sup> compatible
  - Wireless Android Auto<sup>™24</sup> compatible
  - SiriusXM<sup>®</sup> with 3-month Platinum Plan trial subscription<sup>25</sup>
  - 11-speaker JBL<sup>®19</sup> Premium Audio including subwoofer and amplifier

#### Connected Services<sup>\*,9</sup>

- ✓ Wi-Fi Connect<sup>15</sup>
- ✓ Service Connect with up to 10-year trial<sup>36</sup>
- ✓ Remote Connect with 1-year trial<sup>5</sup>
- ✓ Safety Connect<sup>®</sup> with up to 10-year trial<sup>17</sup>
- ✓ Drive Connect with 1-year trial<sup>37</sup>

#### Safety Features

- ✓ Toyota Safety Sense<sup>™</sup> 3.0 (TSS 3.0)<sup>26</sup>
- ✓ Star Safety System<sup>™</sup>
- ✓ Eight airbags<sup>38</sup>
- ✓ Safe Exit Assist (SEA)<sup>12</sup>
- ✓ Blind Spot Monitor (BSM)<sup>10</sup> with Rear Cross-Traffic Alert (RCTA)<sup>11</sup>
- ✓ Front and Rear Parking Assist with Automatic Braking (PA w/AB)<sup>13</sup>
- ✓ Vehicle Proximity Notification System (VPNS)<sup>39</sup>

#### Options and Packages

- ✓ Advanced Tech Package
  - 21-in. 10-spoke dark metallic alloy wheels
  - Panoramic View Monitor<sup>14</sup> with 360-degree Overhead View in low-speed drive and reverse, and Curb View
- ✓ Digital Key<sup>7</sup> capability (Remote Connect trial or subscription<sup>5</sup> required.)



### Platinum

Adds to or replaces features offered on Limited

#### Mechanical/Performance

- ✓ Hybrid MAX engine: 2.4-Liter 4-Cylinder turbocharged Hybrid, 340 combined net hp
- ✓ Direct Shift-6AT 6-speed automatic transmission
- ✓ All-Wheel Drive (AWD)
- ✓ Eco, Comfort Normal, Sport S, Sport S+ and Custom drive modes
- ✓ Adaptive Variable Suspension (AVS) system
- ✓ 29 city/32 highway/30 combined EPA-est. mpg<sup>2</sup>

#### Exterior Features

- ✓ 21-in. 10-spoke machined-finish alloy wheels with black accents
- ✓ Quad-LED projector low- and high-beam headlights with auto on/off feature
- ✓ Panoramic fixed-glass roof with power sunshade

#### Interior Features

- ✓ Leather front seats with seatback pockets; 8-way power-adjustable driver's seat with lumbar support; 8-way power-adjustable front seat
- ✓ Heated and ventilated front seats
- ✓ Heated rear seats
- ✓ 12.3-in. Multi-Information Display (MID) screen
- ✓ Heated leather-trimmed tilt/telescopic steering wheel with paddle shifters, and audio, infotainment and Driver Assist controls
- ✓ Smart Key System on all doors and trunk with Push Button Start and remote illuminated entry
- ✓ Digital Key<sup>7</sup> capability (Remote Connect trial or subscription<sup>5</sup> required.)

#### Audio Multimedia

- ✓ 12.3-in. Toyota Audio Multimedia:
  - 12.3-in. touchscreen
  - Wireless Apple CarPlay<sup>®20</sup> compatible
  - Wireless Android Auto<sup>™24</sup> compatible
  - SiriusXM<sup>®</sup> with 3-month Platinum Plan trial subscription<sup>25</sup>
  - 11-speaker JBL<sup>®19</sup> Premium Audio including subwoofer and amplifier

#### Connected Services<sup>\*,9</sup>

- ✓ Wi-Fi Connect<sup>15</sup>
- ✓ Service Connect with up to 10-year trial<sup>36</sup>
- ✓ Remote Connect with 1-year trial<sup>5</sup>
- ✓ Safety Connect<sup>®</sup> with up to 10-year trial<sup>17</sup>
- ✓ Drive Connect with 1-year trial<sup>37</sup>

#### Safety Features


- ✓ Toyota Safety Sense<sup>™</sup> 3.0 (TSS 3.0)<sup>26</sup>
- ✓ Star Safety System<sup>™</sup>
- ✓ Eight airbags<sup>38</sup>
- ✓ Safe Exit Assist (SEA)<sup>12</sup>
- ✓ Panoramic View Monitor<sup>14</sup> with 360-degree Overhead View in low-speed drive and reverse, and Curb View
- ✓ Blind Spot Monitor (BSM)<sup>10</sup> with Rear Cross-Traffic Alert (RCTA)<sup>11</sup>
- ✓ Front and Rear Parking Assist with Automatic Braking (PA w/AB)<sup>13</sup>
- ✓ Vehicle Proximity Notification System (VPNS)<sup>39</sup>

#### Options and Packages

- ✓ Bi-tone exterior color<sup>1</sup>




## TOYOTA CROWN COLORS & TRIMS




Black



Supersonic Red<sup>1</sup>




Bronze Age\*



Magnetic Gray Metallic



Heavy Metal<sup>1</sup>



Oxygen White<sup>1</sup>

XLE fabric and SofTex®<sup>35</sup> trim shown in Black



Limited/Platinum leather shown in Black



Limited leather shown in Macadamia



Limited leather shown in Black/Dark Chestnut



Available Black bi-tone<sup>1</sup>



Supersonic Red with Black bi-tone<sup>1</sup>, Oxygen White with Black bi-tone<sup>1</sup>,  
Bronze Age with Black bi-tone<sup>1</sup>, Heavy Metal with Black bi-tone<sup>1</sup>

## TOYOTA CROWN WHEELS



19-in. multi-spoke machined-finish two-tone alloy wheels



21-in. 10-spoke dark metallic alloy wheels



21-in. 10-spoke machined-finish alloy wheels with black accents

<sup>1</sup>Only available on Platinum with Black bi-tone. See numbered footnotes in Disclosures section.

## TOYOTA CROWN ACCESSORIES

This is a great way to add extra personality to your Toyota Crown. Not every accessory is available in your area, so for a complete list of accessories, go to [toyota.com/toyotacrown/accessories](https://toyota.com/toyotacrown/accessories).



All-weather floor liners<sup>40</sup>



All-weather trunk mat



Cargo net<sup>41</sup>



Illuminated doorsills



Key glove



Front side puddle lamps



Rear bumper appliqué



Mudguards



Door edge guards

## WARRANTIES

Every Toyota Car, Truck and SUV is built to exceptional standards. And that's not idle boasting. We back it up with these Limited Warranty Coverages:

**Basic:** 36 months/36,000 miles (all components other than normal wear and maintenance items).

**Hybrid-Related Component Coverage:** Hybrid-related components, including the battery control module, hybrid control module and inverter with converter, are covered for 8 years/100,000 miles. Refer to applicable *Warranty and Maintenance Guide* for details.

**Hybrid Battery:** HV battery is covered for 10 years or 150,000 miles, whichever comes first. Warranty coverage is subject to terms and conditions. Refer to applicable *Warranty and Maintenance Guide* for details.

**Powertrain:** 60 months/60,000 miles (engine, transmission/transaxle, drive system, seatbelts and airbags).

**Rust-Through:** 60 months/unlimited miles (corrosion perforation of sheet metal).

**Emissions:** Coverages vary under Federal and California regulations. Refer to applicable *Warranty and Maintenance Guide* for details.

**Accessories:** For Genuine Toyota Accessories purchased at the time of the new vehicle purchase, the Toyota Accessory Warranty coverage is in effect for 36 months/36,000 miles from the vehicle's in-service date, which is the same coverage as the Toyota New Vehicle Limited Warranty.

For Genuine Toyota Accessories purchased after the new vehicle purchase the coverage is 12 months, regardless of mileage, from the date the accessory was installed on the vehicle, or the remainder of any applicable new vehicle warranty, whichever provides greater coverage.

You may be eligible for transportation assistance if it's necessary that your vehicle be kept overnight for repairs covered under warranty. Please see your authorized Toyota dealership for further details.

For complete details about Toyota's warranties, please visit [www.toyota.com](https://www.toyota.com), refer to the applicable *Warranty and Maintenance Guide* or see your Toyota dealer.



## TOYOTA CROWN FEATURES<sup>42</sup>

**S = Standard**   **O = Optional**   **P = Available as part of a package**

### Exterior

	XLE	Limited	Platinum
21-in. 10-spoke machined-finish alloy wheels with black accents			<b>S</b>
21-in. 10-spoke dark metallic alloy wheels		P	
19-in. multi-spoke machined-finish two-tone alloy wheels	<b>S</b>	<b>S</b>	
Quad-LED projector low- and high-beam headlights, Automatic High Beams (AHB) <sup>31</sup> and auto on/off		<b>S</b>	<b>S</b>
Bi-LED projector low- and high-beam headlights, Automatic High Beams (AHB) <sup>31</sup> and auto on/off	<b>S</b>		
LED Daytime Running Lights (DRL)	<b>S</b>	<b>S</b>	<b>S</b>
LED taillights and stop lights	<b>S</b>	<b>S</b>	<b>S</b>
Color-keyed outside door handles with touch-sensor lock/unlock feature	<b>S</b>	<b>S</b>	<b>S</b>
Panoramic fixed-glass roof with power sunshade		<b>S</b>	<b>S</b>
Heated power outside mirrors with turn signal and blind spot warning indicators <sup>10</sup> puddle lights, and power-folding feature	<b>S</b>	<b>S</b>	<b>S</b>
Bi-tone exterior color <sup>1</sup>			O
Washer-linked variable intermittent windshield wipers	<b>S</b>		
Rain-sensing variable intermittent windshield wipers		<b>S</b>	<b>S</b>

### Interior

Dual zone automatic climate control system with dust and pollen filter, and rear-seat vents	<b>S</b>	<b>S</b>	<b>S</b>
Qi-compatible wireless smartphone charging <sup>8</sup> with full-charge indicator light	<b>S</b>	<b>S</b>	<b>S</b>
12.3-in. Multi-Information Display (MID) screen	<b>S</b>	<b>S</b>	<b>S</b>
Fabric seats with SofTex <sup>®35</sup> trim; 8-way power-adjustable driver's seat with lumbar support; 8-way power-adjustable front seat	<b>S</b>		
Leather seats; 8-way power-adjustable driver's seat with lumbar support; 8-way power-adjustable front seat		<b>S</b>	<b>S</b>
Heated front seats	<b>S</b>		
Heated and ventilated front seats		<b>S</b>	<b>S</b>
Heated rear seats		<b>S</b>	<b>S</b>
60/40 split fold-down rear seats with adjustable headrest, and a center armrest with cup holders	<b>S</b>	<b>S</b>	<b>S</b>
Heated leather-trimmed tilt/telescopic steering wheel with paddle shifters, and audio, infotainment and Driver Assist controls			<b>S</b>
Heated leather-trimmed tilt/telescopic steering wheel with audio, infotainment and Driver Assist controls		<b>S</b>	
Leather-trimmed tilt/telescopic steering wheel, with audio, infotainment and Driver Assist controls	<b>S</b>		
Leather shift knob	<b>S</b>	<b>S</b>	<b>S</b>
Digital Key <sup>7</sup> capability (Remote Connect trial or subscription <sup>5</sup> required.)		P	<b>S</b>
Smart Key System on front doors and trunk with Push Button Start, remote keyless entry system with lock, unlock and panic functions	<b>S</b>		
Smart Key System on all doors and trunk with Push Button Start, remote keyless entry system with lock, unlock, panic functions and remote illuminated entry		<b>S</b>	<b>S</b>
Power window with auto up/down and jam protection	<b>S</b>	<b>S</b>	<b>S</b>
Auto-dimming rearview mirror with HomeLink <sup>®43</sup> universal transceiver	<b>S</b>	<b>S</b>	<b>S</b>
LED front and rear reading lights and cargo area light	<b>S</b>	<b>S</b>	<b>S</b>
Dual extendable sun visors and illuminated vanity mirrors	<b>S</b>	<b>S</b>	<b>S</b>
Four USB-C charge ports <sup>44</sup> — two front/two rear	<b>S</b>	<b>S</b>	<b>S</b>
One USB-A charge port <sup>44</sup> — front console	<b>S</b>	<b>S</b>	<b>S</b>
One 12V/120W auxiliary power outlet in front console <sup>45</sup>	<b>S</b>	<b>S</b>	<b>S</b>
Rear window defogger	<b>S</b>	<b>S</b>	<b>S</b>
Electric Parking Brake (EPB) <sup>46</sup> with Brake Hold <sup>47</sup> function	<b>S</b>	<b>S</b>	<b>S</b>
12.3-in. Toyota Audio Multimedia with wireless Apple CarPlay <sup>®20</sup> & Android Auto <sup>™24</sup> compatible, SiriusXM <sup>®</sup> with 3-month Platinum Plan trial subscription. <sup>25</sup> See <a href="https://toyota.com/audio-multimedia">toyota.com/audio-multimedia</a> for details.	<b>S</b>	<b>S</b>	<b>S</b>
Six speakers	<b>S</b>		
11-speaker JBL <sup>®19</sup> Premium Audio including subwoofer and amplifier		<b>S</b>	<b>S</b>
Wi-Fi Connect <sup>15</sup> — with AT&T Wi-Fi hotspot and Integrated Streaming (Apple Music <sup>®22</sup> and Amazon Music <sup>™48</sup> ) compatibility. 30 days or up to 3GB trial included. <sup>15</sup> Subscription required. 4G network dependent.	<b>S</b>	<b>S</b>	<b>S</b>
Service Connect <sup>36</sup> — receive personalized maintenance updates and vehicle health reports. Subscription required. 4G network dependent. Up to 10-year trial. <sup>36</sup>	<b>S</b>	<b>S</b>	<b>S</b>
Remote Connect <sup>5</sup> — remotely interact with your vehicle through the Toyota app <sup>16</sup> via your smartwatch, <sup>6</sup> Amazon Alexa-enabled <sup>49</sup> devices and Google Assistant <sup>™</sup> -enabled <sup>50</sup> devices. Allowing you to lock/unlock doors, start and stop the vehicle, locate your last parked location, check vehicle status and monitor guest drivers. Subscription required. 4G network dependent. 1-year trial included. <sup>5</sup>	<b>S</b>	<b>S</b>	<b>S</b>
Safety Connect <sup>®17</sup> — includes Emergency Assistance, Enhanced Roadside Assistance, <sup>18</sup> Automatic Collision Notification and Stolen Vehicle Locator. <sup>51</sup> Subscription required. 4G network dependent. Up to 10-year trial. <sup>17</sup>	<b>S</b>	<b>S</b>	<b>S</b>
Drive Connect <sup>37</sup> — includes Cloud Navigation <sup>37</sup> with Google Points-of-Interest (POI) data, Intelligent Assistant <sup>37</sup> with Hey, Toyota, and Destination Assist. <sup>52</sup> 4G network dependent. Subscription required. 1-year trial included. <sup>37</sup>	<b>S</b>	<b>S</b>	<b>S</b>

See numbered footnotes in Disclosures section.

## TOYOTA CROWN FEATURES<sup>42</sup>

**S = Standard**   **O = Optional**   **P = Available as part of a package**

### Safety and Convenience

	XLE	Limited	Platinum
Toyota Safety Sense™ 3.0 (TSS 3.0) <sup>26</sup> — Pre-Collision System w/Pedestrian Detection (PCS w/PD), <sup>28</sup> Full-Speed Range Dynamic Radar Cruise Control (DRCC), <sup>29</sup> Lane Departure Alert w/Steering Assist (LDA w/SA), <sup>30</sup> Lane Tracing Assist (LTA), <sup>32</sup> Automatic High Beams (AHB), <sup>31</sup> Road Sign Assist (RSA), <sup>33</sup> Proactive Driving Assist (PDA) <sup>27</sup>	<b>S</b>	<b>S</b>	<b>S</b>
<b>STAR SAFETY SYSTEM™</b> — includes Vehicle Stability Control (VSC), <sup>53</sup> Traction Control (TRAC), Anti-lock Brake System (ABS), Electronic Brake-force Distribution (EBD), Brake Assist (BA) <sup>54</sup> and Smart Stop Technology® (SST) <sup>55</sup>	<b>S</b>	<b>S</b>	<b>S</b>
Eight airbags <sup>38</sup> — includes driver and front passenger Advanced Airbag System, driver and front passenger seat-mounted side airbags, driver and front passenger knee airbags, and front and rear curtain shield airbags	<b>S</b>	<b>S</b>	<b>S</b>
Backup camera <sup>56</sup> with dynamic gridlines	<b>S</b>	<b>S</b>	
Panoramic View Monitor <sup>14</sup> with 360-degree Overhead View in low-speed drive and reverse, and Curb View		<b>P</b>	<b>S</b>
Driver and front passenger Whiplash-Injury-Lessening (WIL) seats <sup>57</sup>	<b>S</b>	<b>S</b>	<b>S</b>
Energy-absorbing collapsible steering column	<b>S</b>	<b>S</b>	<b>S</b>
LATCH (Lower Anchors and Tethers for Children) includes lower anchors on outboard rear seats and tether anchors on all rear seats	<b>S</b>	<b>S</b>	<b>S</b>
Rear-Seat Reminder <sup>58</sup>	<b>S</b>	<b>S</b>	<b>S</b>
Safe Exit Assist (SEA) <sup>12</sup>	<b>S</b>	<b>S</b>	<b>S</b>
Tire Pressure Monitor System (TPMS) <sup>59</sup> with direct pressure readout and individual tire location alert	<b>S</b>	<b>S</b>	<b>S</b>
Blind Spot Monitor (BSM) <sup>10</sup> with Rear Cross-Traffic Alert (RCTA) <sup>11</sup>	<b>S</b>	<b>S</b>	<b>S</b>
Front and Rear Parking Assist with Automatic Braking (PA w/AB) <sup>13</sup>		<b>S</b>	<b>S</b>
Vehicle Proximity Notification System (VPNS) <sup>39</sup>	<b>S</b>	<b>S</b>	<b>S</b>
Hill Start Assist Control (HAC) <sup>60</sup>	<b>S</b>	<b>S</b>	<b>S</b>
Anti-theft system with alarm and engine immobilizer <sup>61</sup>	<b>S</b>	<b>S</b>	<b>S</b>

### Packages and Options

Bi-tone exterior color <sup>1</sup>			<b>O</b>
Advanced Technology Package — includes 21-in. 10-spoke dark metallic alloy wheels, Panoramic View Monitor <sup>14</sup> and Remote Connect with Digital Key <sup>7</sup> capability (Remote Connect trial or subscription <sup>5</sup> required.) 4G network dependent.		<b>P</b>	



TOYOTA CROWN SPECIFICATIONS

S = Standard   O = Optional   P = Available as part of a package

Mechanical/Performance

XLE   Limited   Platinum

ENGINE

Hybrid MAX 2.4-Liter inline 4-Cylinder turbocharged Hybrid; 340 hp			S
Hybrid engine: 2.5-Liter Dynamic Force 4-Cylinder with EV Mode; <sup>34</sup> 236 hp	S	S	
Compression ratio: 14.0:1	S	S	
Compression ratio: 11.0:1			S
Emission rating: Super Ultra-Low Emission Vehicle (SULEV)	S	S	S

TRANSMISSION

Direct Shift-6AT 6-speed automatic transmission			S
Electronically controlled Continuously Variable Transmission (ECVT)	S	S	

DRIVETRAIN

All-Wheel Drive (AWD)	S	S	S
-----------------------	---	---	---

DRIVE MODES

Eco, Normal, Sport drive modes	S	S	
EV Mode <sup>34</sup>	S	S	
Eco, Comfort Normal, Sport S, Sport S+ and Custom drive modes			S

HV TRACTION BATTERY

Type: Nickel-Metal Hydride (Ni-MH)	S	S	S
Battery voltage	230.4V	230.4V	230.4V

STEERING

Electric Power Steering (EPS); power-assisted rack-and-pinion	S	S	S
Turning circle diameter, curb-to-curb (ft.)	19	19	19

SUSPENSION

Independent MacPherson strut front suspension with stabilizer bar; multi-link rear suspension with stabilizer bar	S	S	S
Adaptive Variable Suspension (AVS) system			S

BRAKES

Power-assisted ventilated 12.9-in. front disc brakes; solid 12.5-in. rear disc brakes with hydraulic brake booster	S	S	S
Electronically Controlled Braking (ECB) system with integrated regenerative braking	S	S	S
Active Cornering Assist (ACA)	S	S	S

Dimensions

EXTERIOR DIMENSIONS (in.)

Overall height	60.6	60.6	60.6
Overall length	196.1	196.1	196.1
Overall width	72.4	72.4	72.4
Wheelbase	112.2	112.2	112.2
Track (front/rear)	63.0/63.2	63.0/63.2	63.2/63.6

INTERIOR DIMENSIONS (in.)

Head room	38.2/37.5	38.2/37.5	38.2/37.5
Shoulder room	57.1/55.1	57.1/55.1	57.1/55.1
Leg room	42.1/38.9	42.1/38.9	42.1/38.9
Hip room	55.2/53.1	55.2/53.1	55.2/53.1
Ground clearance	5.8	5.8	5.8

Weights and Capacities

Seating	5	5	5
Fuel tank (gal.)	14.5	14.5	14.5
Curb weight (lb.)	3980	3980	4343
Cargo volume, rear seatbacks up (cu. ft.) <sup>41</sup>	15.2	15.2	15.2

TIRES

Spare — Temporary	S	S	S
-------------------	---	---	---

Mileage Estimates (mpg city/highway/combined)<sup>2</sup>

	42/41/41	42/41/41	29/32/30
--	----------	----------	----------

## DISCLOSURES

1. Extra-cost color. 2. EPA-estimated 42 city/41 highway/41 combined mpg rating for 2023 Toyota Crown XLE and Limited; EPA-estimated 29 city/32 highway/30 combined mpg rating for 2023 Toyota Crown Platinum. Use for comparison purposes only. Your mileage will vary for many reasons, including your vehicle's condition and how/where you drive. See [www.fueleconomy.gov](http://www.fueleconomy.gov). 3. Performance figures are for comparison only and were obtained with prototype vehicles by professional drivers using special safety equipment and procedures. Do not attempt. 4. Do not overly rely on Advanced Park and use only in accordance with applicable laws. When parking using the hands-free feature, always pay attention to the vehicle's surroundings. Before operating, refer to *Owner's Manual* for additional instructions and limitations. 5. Use only if aware of circumstances surrounding vehicle and it is legal and safe to do so (e.g., do not remotely start engine if vehicle is in an enclosed space or vehicle is occupied by a child). Remote Connect depends on factors outside of Toyota's control, including an operative telematics device, a cellular connection, GPS signal, and the availability of a compatible wireless network, without which system functionality and availability may be limited or precluded. Digital Key also requires Bluetooth® connectivity. Service may vary by vehicle and region. Requires app download and registration/subscription after trial (if applicable). Terms of Use apply. Data charges may apply. Remote start/stop not available on manual transmission-equipped vehicles. Services subject to change at any time without notice. See usage precautions and service limitations in Toyota *Owner's Manual* and at <https://www.toyota.com/connected-services/> for additional details. To learn about Toyota's Connected Services data collection, use, sharing and retention practices, please visit <https://www.toyota.com/privacyvts/>. The Remote Connect trial period (if applicable) is at no extra cost and begins on the original date of purchase or lease of a new vehicle. Subscription required after trial to access the service. Terms of Use apply. 6. Not all smartwatches are compatible with Remote Connect: Samsung Gear, Fitbit, Garmin are not compatible. 7. Digital Key function requires active Remote Connect trial or subscription. Depends on operative telematics device, availability of compatible wireless network and other factors. Use only if aware of vehicle surroundings and it is legal and safe (ex., do not use if vehicle is in enclosed space or is occupied by a child). Subject to change without notice. Requires app download and registration/subscription after trial (if applicable). Not available on vehicles with manual transmission. Terms of Use apply. Data charges may apply. See Toyota *Owner's Manual* and <https://www.toyota.com/connected-services/>. To learn about Toyota's Connected Services data collection, use, sharing and retention practices, please visit <https://www.toyota.com/privacyvts/>. 8. Qi wireless charging may not be compatible with all mobile phones, MP3/WMA players and like models. When using the wireless charging system, avoid placing metal objects between the wireless charger and the mobile device when charging is active. Doing so may cause metal objects to become hot and could cause burns. 9. Connected Services depend on factors outside Toyota's control, including an operative telematics device, a cellular connection, GPS signal and the availability of a compatible wireless network, without which system functionality and availability may be limited or precluded, including access to response center and emergency support. Service may vary by vehicle and region. Apps and services subject to change at any time without notice. Requires app download/registration and subscription after trial (if applicable). Terms of Use apply. Data usage and charges may apply. See usage precautions and service limitations in *Owner's Manual* and <https://www.toyota.com/connected-services/> for additional limitations and details. To learn about Toyota's Connected Services data collection, use, sharing and retention practices, please visit <https://www.toyota.com/privacyvts/>. All trials begin on the original date of purchase or lease of a new vehicle, with the exception of Wi-Fi for which the trial begins at the time of activation. Paid subscription required after trial in order to continue accessing the respective services. Terms of Use apply. 10. Do not rely exclusively on the Blind Spot Monitor. Always look over your shoulder and use your turn signal. There are limitations to the function, detection and range of the monitor. See *Owner's Manual* for additional limitations and details. 11. Do not rely exclusively on the Rear Cross-Traffic Alert system. Always look over your shoulder and use your mirrors to confirm rear clearance. There are limitations to the function, detection and range of the system. See *Owner's Manual* for additional limitations and details. 12. Do not rely exclusively on Safe Exit Assist. Always look for approaching traffic before exiting the vehicle. There are limitations to the function, detection and range of the Safe Exit Assist system. See *Owner's Manual* for additional limitations and details. 13. At speeds of 9 mph or less, Front and Rear Parking Assist with Automatic Braking (PA w/AB) is designed to assist drivers in avoiding potential collisions with nearby static objects when the vehicle is in Drive or Reverse and approaching crossing vehicles when the vehicle is in Reverse. Do not overly rely on PA w/AB. Always look around outside the vehicle and use mirrors to confirm clearance. Certain vehicle and environmental factors, including an object or vehicle's shape, size and composition, may affect the system's effectiveness. See *Owner's Manual* for additional limitations and details. 14. The Panoramic View Monitor does not provide a comprehensive view of the area surrounding the vehicle. You should also look around outside your vehicle and use your mirrors to confirm surrounding clearance. Environmental conditions may limit effectiveness and view may become obscured. See *Owner's Manual* for additional limitations and details. 15. Eligible vehicle and wireless service required. Wi-Fi Connect depends on factors outside of Toyota's control, including an operative telematics device, a cellular connection, GPS signal, and the availability of a compatible wireless network, without which system functionality and availability may be limited or precluded. Wi-Fi Connect coverage and service not available everywhere. Valid in the contiguous U.S. and Alaska. Do not drive distracted. Go to [att.com/toyota](http://att.com/toyota) for terms and conditions. Data usage and charges apply. Up to 5 devices can be supported using in-vehicle connectivity. Apps and services subject to change at any time without notice. The Wi-Fi Connect trial begins at the time of enrollment and expires the earlier of 3GB data use or the 1-month trial period ends. Subscription required after trial. Integrated Streaming requires separate subscriptions to third-party provider services. Terms of Use apply. 16. Toyota app requires an active Remote Connect trial or subscription. 17. Safety Connect® depends on factors outside of Toyota's control, including an operative telematics device, a cellular connection, GPS signal, and the availability of a compatible wireless network, without which system functionality and availability may be limited or precluded, including access to response center and emergency support. Stolen vehicle police report required to use Stolen Vehicle Locator. Automatic Collision Notification activates only in limited circumstances. Requires app download/registration and subscription after trial (if applicable). Service subject to change at any time without notice. Terms of Use apply. Service may vary by vehicle and region. See usage precautions and service limitations in *Owner's Manual* and at [toyota.com/connected-services](http://toyota.com/connected-services) for additional details. To learn about Toyota's Connected Services data collection, use, sharing and retention practices, please visit <https://www.toyota.com/privacyvts/>. The Safety Connect® trial period (if applicable) is at no extra cost and begins on the original date of purchase or lease of a new vehicle. Subscription required after trial to access the service. 18. Requires adequate cellular coverage and GPS signal strength. May not work in all areas. Service may vary by vehicle and region. See Toyota Dealer for details and exclusions. 19. JBL® and Clari-Fi® are registered trademarks of Harman International Industries, Inc. 20. Apps and services are subject to change at any time without notice. Data charges may apply. Apple CarPlay® functionality requires a compatible iPhone® connected wirelessly to the vehicle. Apple CarPlay® is a registered trademark of Apple Inc. 21. iPhone® is a registered trademark of Apple Inc. All rights reserved. 22. Apple Music and the Apple logo are trademarks of Apple Inc., registered in the U.S. and other countries. Requires Wi-Fi Connect subscription after trial (if applicable) and your own Apple Music account. 23. Android is a trademark of Google LLC. 24. Android™ and Android Auto™ are trademarks of Google LLC. To wirelessly use Android Auto™ on your car display, you need a compatible Android™ smartphone with an active data plan. You can check which smartphones are compatible at [g.co/androidauto/requirements](http://g.co/androidauto/requirements). 25. Trial length and service availability may vary by model, model year or trim. Service will automatically stop at the end of your trial subscription period unless you decide to continue service. If you do not wish to enjoy your trial, you can cancel by calling the number below. All SiriusXM services require a subscription, each sold separately by SiriusXM after the trial period. **Service subject to the SiriusXM Customer Agreement and Privacy Policy; visit [www.siriusxm.com](http://www.siriusxm.com) to see complete terms and how to cancel which includes calling 1-866-635-2349.** Some services and features are subject to device capabilities and location availability. All fees, content and features are subject to change. SiriusXM, Pandora and all related logos are trademarks of Sirius XM Radio Inc. and its respective subsidiaries. 26. Toyota Safety Sense™ effectiveness is dependent on many factors including road, weather and vehicle conditions. Drivers are responsible for their own safe driving. Always pay attention to your surroundings and drive safely. See *Owner's Manual* for additional limitations and details. 27. Proactive Driving Assist (PDA) is designed to detect certain objects or curves in the road and provide gentle braking and/or steering support. PDA is not a substitute for safe and attentive driving. System effectiveness depends on many factors, such as speed, size and position of detected objects and weather, light and road conditions. See *Owner's Manual* for additional limitations and details. 28. The Pre-Collision System (PCS) with Pedestrian Detection (PD) is designed to determine if impact is imminent and help reduce impact speed and damage in certain frontal collisions involving a vehicle, a pedestrian, a bicycle, or a motorcyclist. PCS w/PD is not a substitute for safe and attentive driving. System effectiveness depends on many factors, such as speed, size and position of pedestrian or bicyclist and weather, light and road conditions. See *Owner's Manual* for additional limitations and details. 29. Full-Speed Range Dynamic Radar Cruise Control (DRCC) is designed to assist the driver and is not a substitute for safe and attentive driving practices. System effectiveness is dependent on many factors including road, weather and traffic conditions. See *Owner's Manual* for additional limitations and details. 30. Lane Departure Alert with Steering Assist is designed to read visible lane markers under certain conditions. It provides a visual and audible alert and slight steering force when lane departure is detected. It is not a collision-avoidance system or a substitute for safe and attentive driving. Effectiveness is dependent on many factors including road, weather and vehicle conditions. See *Owner's Manual* for additional limitations and details. 31. Automatic High Beams operate at speeds above 25 mph. Factors such as a dirty windshield, weather, lighting and terrain limit effectiveness, requiring the driver to manually operate the high beams. See *Owner's Manual* for additional limitations and details. 32. Lane Tracing Assist (LTA) is designed to read visible lane markers and detect other vehicles under certain conditions. It is only operational when DRCC is engaged. See *Owner's Manual* for additional limitations and details. 33. Do not rely exclusively on Road Sign Assist (RSA). RSA is a driver support system that utilizes the vehicle's forward-facing camera and navigation system (when data is available) to recognize certain road signs and provide information to the driver via the multi-information display and/or Head-Up Display. Effectiveness is dependent on road, weather, vehicle and sign conditions. Use common sense when using RSA and do not drive distracted. See *Owner's Manual* for additional limitations and details. 34. EV Mode lets you operate solely on battery power at low speeds for short distances and in limited circumstances, such as in a parking garage. Different conditions may prevent or limit usage. See your *Owner's Manual* for limitations and details. 35. SofTex® is a registered trademark of Toyota Motor Sales, U.S.A., Inc. 36. Information provided is based on the last time data was collected from the vehicle and is not real-time data. Service Connect depends on factors outside of Toyota's control, including an operative telematics device, a cellular connection, GPS signal, and the availability of a compatible wireless network, without which system functionality and availability may be limited or precluded. Service may vary by vehicle and region. Requires app download/registration and subscription after trial. Service subject to change at any time without notice. Terms of Use apply. Data charges may apply. See usage precautions and service limitations in *Owner's Manual* and at [toyota.com/connected-services](http://toyota.com/connected-services) for additional details. To learn about Toyota's Connected Services data collection, use, sharing and retention practices, please visit <https://www.toyota.com/privacyvts/>. Service Connect is not renewable as a stand-alone service and requires a subscription to any of Safety Connect®, Remote Connect or Drive Connect upon trial expiration. The Service Connect trial period is at no extra cost and begins on the original date of purchase or lease of a new vehicle. Service Connect is not renewable as a stand-alone service and requires a subscription to any of Safety Connect®, Remote Connect or Drive Connect upon trial expiration. 37. Drive Connect availability and accuracy depend on factors outside of Toyota's control, including an operative telematics device, a cellular connection, GPS signal, and the availability of a compatible wireless network, without which system functionality and availability may be limited or precluded. Services not available in every city or roadway. Services subject to change at any time without notice. Requires app download/registration and subscription required after trial (if applicable). Terms of Use apply. See *Owner's Manual* and <https://www.toyota.com/connected-services/> for additional limitations and details. To learn about Toyota's Connected Services data collection, use, sharing and retention practices, please visit <https://www.toyota.com/privacyvts/>.

## DISCLOSURES

privacyvts/. The Drive Connect trial period is at no extra cost and begins on the original date of purchase or lease of a new vehicle. Paid subscription required after trial (if applicable) to access the service. Terms of Use apply. **38.** Airbag systems are Supplemental Restraint Systems and are designed to inflate only under certain conditions and in certain types of severe collisions. To decrease the risk of injury from an inflating airbag, always wear seatbelts and sit upright in the middle of the seat as far back as possible. Do not put objects in front of an airbag or around the seatback. Do not use a rearward-facing child seat in any front passenger seat. See *Owner's Manual* for additional limitations and details. **39.** This device is not a substitute for safe and attentive driving practices. It is the driver's responsibility to maintain a lookout for pedestrians, cyclists, other cars and objects, and to drive the vehicle in a safe and attentive manner to avoid making contact. **40.** This floor mat/floor liner was designed specifically for use in your model and model year vehicle and SHOULD NOT be used in any other vehicle. To avoid potential interference with pedal operation, each mat/liner must be secured with its fasteners. Do not install a floor mat/floor liner on top of an existing floor mat/floor liner. **41.** Cargo and load capacity limited by weight and distribution. Always properly secure cargo and cargo area. **42.** Toyota strives to build vehicles to match customer interest and thus they typically are built with popular options and option packages. Not all options/packages are available separately and some may not be available in all regions of the country. See [toyota.com](https://www.toyota.com) for information about options/packages commonly available in your area. If you would prefer a vehicle without any or with different options, contact your dealer to check for current availability or the possibility of placing a special order. Color(s) depicted may vary based on multiple factors, including ambient lighting and the format in which it is being viewed (e.g., computer, mobile device or print). **43.** HomeLink® and the HomeLink® house icon are registered trademarks of Gentex Corporation. **44.** May not be compatible with all mobile phones, MP3/WMA players and like models. **45.** Rated for 12 volts/10 amps. See *Owner's Manual* for additional limitations and details. **46.** When the system is on, Automatic Electric Parking Brake is designed to automatically engage the Electric Parking Brake under limited conditions. It may not hold the vehicle under all conditions and does not function when the vehicle is in Reverse. Automatic Electric Parking Brake is not a substitute for manual use of the Electric Parking Brake. See *Owner's Manual* for additional limitations and details. **47.** When the system is on, Brake Hold is designed to keep the brakes engaged after the driver brings the vehicle to a complete stop. It may not hold the vehicle under certain conditions and does not function when the vehicle is in Reverse. Brake Hold is not a substitute for safe and attentive driving. See *Owner's Manual* for additional limitations and details. **48.** Amazon Music, and all related marks are trademarks of Amazon Technologies, Inc. or its affiliates. **49.** Amazon, Alexa and all related marks are trademarks of Amazon.com, Inc. or its affiliates. Certain functions require adequate signal strength and/or smartphone technology/connectivity. Not all Amazon Alexa functionality is available for in-vehicle use. See applicable app for details. Download of the Toyota app and Toyota+Alexa app are both required to begin in-vehicle use of Alexa. Data charges may apply for certain functions. Apps and services subject to change at any time without notice. To learn more, go to <https://www.toyota.com/audio-multimedia>. To learn more about Toyota's data collection, use, sharing and retention practices, please visit <https://www.toyota.com/privacyvts/>. **50.** Google is a trademark of Google LLC. **51.** Building and/or parking structures may limit system effectiveness. Stolen vehicle police report required to use Stolen Vehicle Locator. For additional assistance contact the Toyota Customer Experience Center at 1-800-331-4331. **52.** Destination Assist depends on factors outside of Toyota's control, including an operative telematics device, a cellular connection, GPS signal, and the availability of a compatible wireless network, without which system functionality and availability may be limited or precluded. Use common sense when relying on this information. Service may vary by vehicle and region. Registration required. Subscription required after trial. Services subject to change at any time without notice. Terms of Use apply. Data charges may apply. See *Owner's Manual* and [toyota.com/connected-services](https://www.toyota.com/connected-services) for additional limitations and details. To learn about Toyota's Connected Services data collection, use, sharing and retention practices, please visit <https://www.toyota.com/privacyvts/>. The Destination Assist trial period is at no extra cost and begins on the original date of purchase or lease of a new vehicle. Paid subscription required after trial to access the service. **53.** Vehicle Stability Control is an electronic system designed to help the driver maintain vehicle control under adverse conditions. It is not a substitute for safe and attentive driving practices. Factors including speed, road conditions, weather and driver steering input can all affect whether VSC will be effective in preventing a loss of control. See *Owner's Manual* for additional limitations and details. **54.** Brake Assist is designed to help the driver take advantage of ABS and is not a substitute for safe driving practices. Braking effectiveness also depends on proper vehicle maintenance, tire and road conditions. See *Owner's Manual* for additional limitations and details. **55.** Smart Stop Technology® operates only in the event of certain contemporaneous brake and accelerator pedal applications. When engaged, the system will reduce power to help the brakes bring the vehicle to a stop. Factors including speed, road conditions and driver input can all impact stopping distance. Smart Stop Technology® is not a substitute for safe and attentive driving and does not guarantee instant stopping. See *Owner's Manual* for additional limitations and details. **56.** The backup camera does not provide a comprehensive view of the rear area of the vehicle and you should also look around the vehicle, using mirrors to confirm rearward clearance. Environmental conditions may limit effectiveness and view may become obscured. See *Owner's Manual* for additional limitations and details. **57.** Whiplash-Injury-Lessening front seats can help reduce the severity of whiplash injury in certain rear-end collisions. **58.** The Rear-Seat Reminder does not sense objects in the rear seat. The Rear-Seat Reminder is designed to recognize a unique rear-door opening pattern that may be consistent with an object being placed in the rear seating area. See *Owner's Manual* for additional details. **59.** The Tire Pressure Monitor System alerts the driver when tire pressure is critically low. For optimal tire wear and performance, tire pressure should be checked regularly with a gauge; do not rely solely on the monitor system. See *Owner's Manual* for additional limitations and details. **60.** Hill Start Assist Control is designed to help minimize backward rolling on steep ascents. It is not a substitute for safe driving judgment and practices. Factors including speed, grade, surface conditions and driver input can all affect whether HAC will be effective in preventing a loss of control. See *Owner's Manual* for additional limitations and details. **61.** The engine immobilizer is a state-of-the-art anti-theft system that is initiated when you insert your key into the ignition switch or bring a Smart Key fob into the vehicle. The engine will only start if the code in the transponder chip inside the key/fob matches the code in the vehicle's immobilizer. The transponder chip is embedded in the key/fob and can be costly to replace. If you lose a key or fob, your Toyota dealer can help or go to [www.aloa.org](http://www.aloa.org) to find a qualified locksmith in your area who can perform high-security key service.

Toyota strives to build vehicles to match customer interest and thus they typically are built with popular options and option packages. Not all options/packages are available separately and some may not be available in all regions of the country. See [toyota.com](https://www.toyota.com) for information about options/packages commonly available in your area. If you would prefer a vehicle without any or with different options, contact your dealer to check for current availability or the possibility of placing a special order.

Color(s) depicted may vary based on multiple factors, including ambient lighting and the format in which it is being viewed (e.g., computer, mobile device or print).

Some vehicles are shown with available equipment. Seatbelts should be worn at all times. For details on vehicle specifications, standard features and available equipment in your area, contact your Toyota dealer. A vehicle with particular equipment may not be available at the dealership. Ask your Toyota dealer to help locate a specifically equipped vehicle.

All information presented herein is based on data available at the time of posting, is subject to change without notice and pertains specifically to mainland U.S.A. vehicles only. Vehicles shown may be prototypes, shown using visual effects and/or shown with options. Actual models may vary.



**Mobility**

For Toyota Mobility program details,  
go to [www.toyotamobility.com](https://www.toyotamobility.com) or  
call the Toyota Brand Engagement  
Center at 1-800-331-4331