

**NEW HIGH-MILEAGE
GMC S-15 TRUCKS**



QUALITY AND VALUE TRUCKS

NEW HIGH-MILEAGE GMC S-15 TRUCKS

New GMC Size For High Mileage!

Here are the new S-15 GMC Pickups that weigh less because they are smaller than our traditional full-size Pickups. See Page 15 for Fuel consumption estimates...you'll see why we call it our new "High-Mileage Pickup." And the S-15 is full of other big surprises.

Carries Up To Three Passengers

Standard seat is a full-width, full-foam bench seat.

Big Pickup Boxes

The 118" wheelbase model has a pickup box 7' 5" long and the 108" wheelbase has a 6' 1" long box. See the chart at the right for 1,000-lb and 1,500-lb models, wheelbases, engines and transmissions.

V6 and L4 Engines

No import offers a V6 gasoline engine in a compact pickup. It's available for all S-15 models and provides a smooth 110 SAE net horsepower for work or performance.

An in-line four is standard on the 1,000-lb-payload models. (See chart at right and Pages 14, 15, 19.)

New Manual Overdrive Transmission

A 5-speed manual overdrive transmission will be available after January 1, 1982. Helps reduce engine RPM at highway speeds. (See Page 15.)

Short Turning Diameter

To help you work in tight spots, the S-15 has a curb-to-curb turning diameter of 37' for the short-wheelbase and 39.5' for the long-wheelbase model.

Wind-Slicing Aerodynamics

True to new thinking, smoothly flowing contours are designed to do more than make the new GMC S-15 just about the handsomest small pickup around. Styling is an important factor to help overall fuel efficiency.

The aerodynamic shape of the hood, bumper, air dam, flat windshield molding, hidden drip channel and cab combined with a small frontal

GMC S-15 TRUCK...



area, light weight, and tight construction results in a vehicle that slips through the airstream with ease. The S-15 was tested and developed in this large wind tunnel at the GM Tech Center.



The Anthropometer, shown above, is used by the GM Human Factors Department to take accurate measurements of the human body. These measurements are then used to make design-engineering drawings.

New Interior Comfort Standard

The S-15 is human-engineered to fit the North American concept of driver and passenger comfort. First, it's a pleasure to enter and exit the S-15...the doors are big and open wide. Shoppers, working persons and mothers will appreciate the space. Full-foam bench seats are wide and comfortable for short or long trips. It's easy to drive and handle...try it! Instruments and controls are easy to see and reach, and there's ample leg, hip, and shoulder room. This adds up to a good ride plus low fuel consumption—just what you demand in your truck!

QUALITY

It started with an objective and an ideal: determination to develop and produce a small-sized pickup made in North America. A truck that would satisfy today's demand for a compact pickup combining spirited performance; quality; size; comfort; and with high fuel economy ratings. And, the new Pickup was to accomplish this without sacrificing traditional GMC standards of appearance and comfort.

Seeing is believing. Examine the S-15 for quality of design, engineering, material, body fit, comfort, quiet, temperature control, ventilation and anti-corrosion protection. We want you to compare us.

Many new ideas are found to be incorporated into the S-15 Pickup. For instance, models are identified by payload rating, which was found to be more significant to you than GVWR. You'll find high quality standards, a new aerodynamically styled body, a new frame, new flush method of mounting the windshield to reduce air drag, a new hidden drip molding that reduces air drag and you cannot see it until you open the door, new front suspension, new tires, new trim, new color, new styling, new door locks, new anti-corrosion methods and more.

1982 marks the introduction of the S-15 onto the North American Truckin' scene. A whole new generation of lean and clean, compact Pickups.

Frankly, we're very proud of this new S-15. We think the small truck imports will be challenged and look forward to your judgment.

MODELS AND DRIVE TRAINS

S-15 Wideside Pickups are identified by payload capacity rating—either 1,000-lb or 1,500-lb. Both capacities are available in two model sizes: a 108" wheelbase version with a 6' 1" long cargo box; or a 118" wheelbase truck with a 7' 5" long box. The chart below shows the drive trains applicable to each payload capacity. See Page 19 for available axle ratios.

	Cab and Body Type	Rated Payload Capacity Pounds	Gasoline Engines	Transmissions
108" Wheelbase 6' 1" Box Length	2-Door Wideside Pickup	1,000	1.9 Litre 2-Bbl. L4 +	4-Speed Manual + + 3-Speed Automatic•
118" Wheelbase 7' 5" Box Length			2.8 Litre 2-Bbl. V6•	4-Speed Manual + + 5-Speed Man. OD**• 3-Speed Automatic•
		1,500	2.8 Litre 2-Bbl. V6•	4-Speed Manual + + 5-Speed Man. OD**• 3-Speed Automatic•
118" Wheelbase	2-Door Cab & Chassis Commercial Body**	1,500	2.8 Litre 2-Bbl. V6•	4-Speed Manual + + 5-Speed Man. OD**• 3-Speed Automatic•

+ + Standard

• Available

**Available nationwide after January 1, 1982

GMC's FIRST SMALL PICKUP



Sierra model with available equipment

A WORD ABOUT THIS CATALOG

We have tried to make this catalog as comprehensive and factual as possible and we hope you find it helpful. However, since the time of printing, some of the information you'll find here may have been updated. Also, some of the equipment shown or described throughout this catalog are available as factory installed options, as dealer accessories, and as specialized

equipment from various independent suppliers at extra cost. Your dealer has details and, before ordering, you should ask him to bring you up to date. The right is reserved to make changes at any time, without notice, in prices, colors, materials, equipment, specifications and models. Check with your GMC dealer for complete information.

**NEW HIGH MILEAGE
GMC S-15 TRUCKS**

Sierra Classic, GMC S-15 luxury line, driving proof that this tough truck is beautiful! Sierra Classic trim level is available for long- and short-wheelbase Pickups with 1,000 lb- or 1,500-lb payload capacity.

Sierra Classic Exterior Trim features an Argent grille with chrome accents and a chromed front bumper with Black rub strip. Headlamp and tail lamp bezels are chromed. Standard solid-color paint is accented by Black plastic body side molding and bright aluminum wheel lip molding. (Special two-tone paint, Rally wheels, whitewall tires, chromed step bumper and bucket seats are available. Black wheels are trimmed with a distinctive bright

wheel cover (see Back Cover). The cargo box tailgate has an aluminum applique with GMC identification.

Open The Door To Luxury. Settle back in the full deep-foam bench seat and try to believe this lush, color-coordinated interior actually is in a truck! Right in front of you is a...

Deluxe Two-Tone Instrument Panel with full-gauge instrumentation and brushed-aluminum instrument cluster bezels. Instrument panel includes provisions for available radio and controls for available air conditioning. Sierra Classic identification plate appears on the door of the locking glove box.

Side Window Defoggers are included in the deluxe heater/defogger system that also includes power outside air ventilation.

Electrical System features a cigarette lighter with lighted ashtray, courtesy and dome lights operated by door switches, glove box light, and a headlamp warning buzzer.

Deluxe Steering Wheel is coordinated to interior color choice: Blue, Carmine, Almond, or Charcoal.

Custom Cut-Pile Velour Cloth Upholstery for the standard bench seat comes in Blue, Carmine, Medium Almond, or Charcoal colors. Custom leather-grained vinyl may be substituted



Sierra Classic interior with bench seat and available equipment

if desired. Available bucket seats with center floor console come in Medium Almond or Charcoal custom vinyl. Both bench seat and bucket seats have forward-folding backrests for access to behind-seat storage.

Two-Tone Full Door Trim Panels match the instrument panel. Two piece door panel also features a cloth insert above the integral armrest, brushed-aluminum insert in the window regulator area, a coin holder in the left-hand door, carpeting with map pocket on the lower door, and door locks.

Cut-Pile Carpeting covers the entire floor area and is also applied to the cab back and the lower door panels.

Extra Insulation is applied to the floor, cab back, door, underhood, dash and plenum, and instrument panel for sound deadening and climate control.

Sierra Classic Interior Trim includes a visor vanity mirror on right-hand visor, a full headliner of molded foam with color keyed cloth cover, cowl kick panel trim, rear compartment trim panels, and a color-keyed cover for the frame jack stored in the cab.

For a description of the standard features also included in the Sierra Classic S-15 Pickup, see Page 18.

GMC SIERRA CLASSIC

Opens The Door to Luxury . . .




Sierra Classic with available equipment

**NEW HIGH-MILEAGE
GMC S-15 TRUCK**

The High Sierra midrange trim provides many of the most desired appearance and convenience features. This trim is available for S-15 with either short or long wheelbase or either payload capacity.

High Sierra Exterior features an Argent grille with chrome accents and a chromed front bumper with Black rub strip. Headlamp and tail lamp bezels are chromed. There are ten solid colors as standard. Available two-tone paint schemes are shown on the Back Cover. The Argent wheel includes a hubcap with GMC identification and a wheel trim ring. Tailgate identification



High Sierra interior with available equipment

features decal lettering. The High Sierra, shown below, has the following available equipment: styled wheel with trim ring, white lettered tires, bright aluminum wheel lip moldings, chromed rear step bumper, Black below eyeliner mirrors, special two-tone paint and body side moldings.

People-Pleasing Interiors For long-haul or short-haul truckin' these interiors are designed to look great and feel comfortable.

High Sierra Instrument Panel is two-tone with the darker tone at the top. The instrument cluster bezels are Argent Silver. Also in-

cluded are lighted glove box with High Sierra nameplate on the door, cigarette lighter with lighted ashtray, and headlamp warning buzzer. The instrument panel includes provisions for available radios and controls for available air conditioning. (See Pages 16 and 17 for available equipment.)

Side Window Defoggers mounted at the outer right and left sides of the instrument panel are included in the standard deluxe heater/defogger system that also offers power outside air ventilation.

Full Deep-Foam Bench Seat is

trimmed in custom leather-grained vinyl in a choice of Blue, Carmine, Medium Almond, or Charcoal colors. Custom cut-pile velour cloth in the same four colors may be substituted if desired. Available high-back bucket seats are available in Medium Almond or Charcoal custom vinyl. (See available bucket seats and center console on Page 17.) Bench seats and bucket seats have forward-folding backrests for access to behind-seat storage.

Door-Operated Dome and Courtesy Lights are standard convenience items.

Full Door Trim Panels are two-piece, two-tone molded plastic to match the instrument panel. Trim also features a Black trim plate in the window regulator area and a hard insert above the integral armrest.

Color-Keyed Features include the deluxe steering wheel, rubber floor mats over full floor insulation, vinyl-covered partial headliner, and two cloth-covered sunshades.

Refer to Page 18 for a list of the standard equipment that is also included in the High Sierra S-15 GMC Pickup.

GMC HIGH SIERRA

Looks Super . . . Works Hard



High Sierra Pickup with available equipment
Tires are supplied by various tire manufacturers.

**NEW HIGH-MILEAGE
GMC S-15 TRUCK**

Our standard Sierra S-15 Truck is an aerodynamically styled, sleek Wideside model built with an attention to quality. This new small truck includes many of the features of our full size Pickups plus refinements distinctive to the S-15.

Exterior Trim features an Argent painted plastic grille with chromed bezels around the single rectangular headlamps. The front bumper is painted a low-gloss Black, as are the dual rearview mirrors. You may choose from a selection of 10 solid paint colors. (See Page 19 for paint colors and Back Cover for available two-tone paint

schemes). Wheels are Argent with a special GMC hubcap. Sierra nameplates appear on the fender sides and a GMC decal is applied to the tailgate. (See Pages 16 and 17 for available moldings and other special trim.)

The Sierra, shown below, has the following available equipment: bright wheel trim rings, whitewall tires, Black rear step bumper, bright below eyeliner mirrors and radio with antenna.

Styled Interiors in coordinated colors: Blue, Carmine, Medium Almond, or Charcoal. Whether you use your GMC S-15 Truck for

work or for pleasure, or both, you'll like such features as:

Color-Keyed Instrument Panel is single-tone in choice of four interior trim colors. The panel includes Argent instrument cluster bezels and a locking glove box with Sierra identification plate on the glove box door. Panel includes provisions for available air conditioning and radio (see Pages 16 and 17).

Heater/Defogger System includes 10-amp blower motor. Air vents with hand-operated doors are located in the right and left kick panels. When available air conditioning is ordered, power



Sierra interior with available equipment

outside air ventilation replaces the air vents and dash-mounted side window defoggers are included.

Dual-Tone Vinyl Upholstery for the standard full-foam bench seat offers a choice of Blue, Carmine, Medium Almond, or Charcoal colors. Deluxe leather-grained vinyl in the same four colors is available at extra cost. Available high-back bucket seats come in Medium Almond or Charcoal custom leather-grained vinyl. (See available center console on Page 17.) Bench seats and bucket seats have forward-folding backrests for access to behind-seat storage.

Sierra Special Interior Trim

- Interior courtesy light
- One-piece, color-keyed molded plastic full door panels
- Black standard steering wheel
- Black rubber partial floor mats
- Front door sound-deadening insulation
- Headliner, partial, of molded styrene foam covered with vinyl coordinated to interior color

See Page 18 for all of the standard equipment that is also included in Sierra models.

GMC SIERRA Tough Quality . . . People Pleasin' Value



**NEW HIGH MILEAGE
GMC S-15 TRUCK**

Gypsy—the spirited S-15 fun Pickup for the young of all ages. Use it for your favorite out-door recreation or add a sporting zing to your workaday world. Gypsy trim is available for all S-15 models.

Gypsy Exterior Sport Trim flaunts a Sport two-tone paint scheme in a choice of 32 two-tone combinations. If desired, Satin Black can be specified for the lower accent color. The Argent grille is highlighted with chrome and features chromed bezels around the single rectangular headlamps. The color-keyed painted front bumper includes a Black rub strip with a bright insert. Black plastic body side moldings and bright aluminum wheel lip moldings are included. Rear dress-up

includes chromed tail lamp molding and black tailgate applique with bright GMC lettering. Gypsy nameplates appear on the front fenders. Styled wheels are a part of the package. (See Back Cover for wheels and paint schemes.)

Luxury Interiors add an important dimension to your truckin'. Gypsy sport interiors, available in Medium Almond or Charcoal colors, include:

Deluxe Two-Tone Dash Panel features gauge package with trip odometer and brushed-aluminum instrument cluster bezels. Dash panel includes provisions for available radios and controls for available air



Gypsy interior with available equipment

conditioning. Gypsy identification plate appears on the door of the locking glove box.

Side Window Defoggers are included in the deluxe heater/defogger system that also includes power ventilation.

Electrical System features a cigarette lighter with lighted ashtray, courtesy and dome lights operated by door switches, glove box light, and a headlamp warning buzzer.

Gypsy Sport Steering Wheel (pictured on the Back Cover) is keyed to the interior color choice.

Custom Woven-Stripe Sport Cloth Upholstery is used on the standard high-back bucket

seats. Color choice is Medium Almond or Charcoal. A matching locking center console is included. Bucket seats have forward-folding backrests for access to behind-seat storage.

Two-Tone Full Door Trim Panels match the instrument panel. Two piece door panel also features a sport cloth insert above the integral armrest, brushed-aluminum insert in the window regulator area, a coin holder in the left-hand door, and carpeting with built-in map pocket on the lower door.

Cut-Pile Carpeting, keyed to interior color, covers the entire floor area and is also applied to the cab back panel and the lower door panels.


Extra Insulation is applied to the full floor, cab back, door, underhood, dash and plenum, and instrument panel for sound deadening and climate control.

Special Interior Trim includes a visor vanity mirror on right hand visor, a full headliner of molded foam with color-keyed cloth cover, cowl kick panel trim, rear compartment trim panels, and a color-keyed cover for the frame jack stored in the cab.

And that's not all—see Page 18 for a list of the standard features that also are included in Gypsy sport trim.

GMC GYPSY

Our Spirited Sports Truck



Gypsy with available equipment
Tires are supplied by various tire manufacturers.

NEW HIGH-MILEAGE GMC S-15 TRUCKS

GMC FEATURES

The GMC S-15 Truck is new in concept and design and is built in newly equipped factories with special equipment and technology. Management, supervisory and plant personnel were trained in new concepts of quality and manufacturing techniques. New manufacturing standards were established to obtain a full measure of value from this new design.

DOUBLE-WALLED CONSTRUCTION


Structural rigidity results from the double walls of steel in the hood, front fenders, doors, cargo box sidewalls, removable tailgate, and portions of the cab back and sides.

ONE-PIECE WINDOW AND DOOR OPENINGS

A single stamping for these parts helps contribute to overall cab strength, as do hinges that are welded to the door frame. One-piece design helps maintain dimensional stability and fit.

BONDED-IN WINDSHIELD

Glass is bonded directly to the steel frame. An attractive flat plastic molding surrounds the glass and is aerodynamically designed to help reduce air drag. Windshield, back panel glass, and door glass are curved.



INDEPENDENT FRONT SUSPENSION

S-15 suspension features independent control arms and 2,300-lb capacity coil springs that are computer-selected for constant trim height. 25-mm shock absorbers are included. Suspension system helps smooth out those bumps.

CARBON STEEL FULL FRAME

Frame with a 3.14 section modulus features a welded front box section and open channel rear section. Body and pickup box are attached to the frame with four rubber mounts each. The radiator is also rubber mounted to the frame.

DELCOTRON GENERATOR

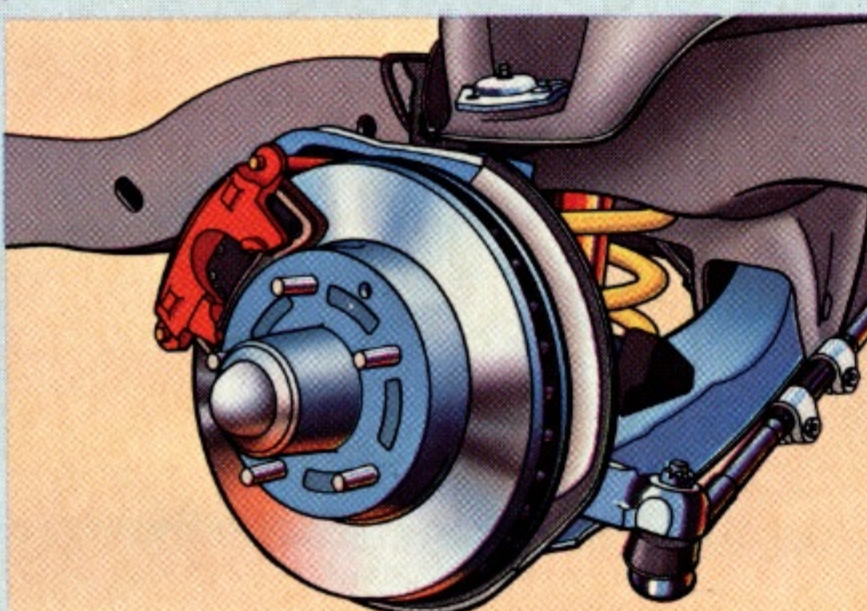
A 37-amp Delcotron generator is standard. An available 63-amp generator is included with available air conditioning and the Cold Climate package.

50 LITRE (10.9 gal.) FUEL TANK

Standard tank is frame-mounted with filler door on the driver's side. An available 75 Litre (16.6 gal.) tank can be ordered to replace the standard tank.

SINGLE EXHAUST SYSTEM

The system includes a stainless-steel exhaust pipe, aluminized steel muffler, and aluminum tailpipe.




COMPUTER-MATCHED BRAKE SYSTEM

Hydraulic, self-adjusting front disc and finned rear drum brakes are computer-matched to vehicle GVWR. Front brakes feature low drag calipers to help reduce rolling resistance, a quick-take-up master cylinder, and audible wear sensors. Power brakes are available for 1,000-lb-payload S-15 and standard on 1,500-lb payload models.


DELCO FREEDOM II BATTERY

The electrical system features the Delco Freedom battery that never requires the addition of water. The battery has lead-calcium grids to help eliminate overcharge and self-discharge, built-in hydrometer, and corrosion-protected terminals. Heavy duty Freedom battery is available.



TWO-STAGE MULTILEAF REAR SPRINGS

Springs, designed to provide a soft ride with a light load and progressively firmer support as the load increases, are lonoclad painted and shot peened for strength.



SALISBURY-TYPE REAR AXLE

The standard 2,550-lb-capacity semifloating rear axle has a 7-1/2" ring gear designed for the S-15. 25-mm shock absorbers are standard. A locking differential is available.

TIRES

The standard or available tires, either highway or on/off-road type, are the radial type. The standard tires are P195/75R-14 fiberglass-belted radial ply, and steel-belted radial tires are available.

ANTI-CORROSION MEASURES

To help keep the S-15's sharp, new look, corrosion is attacked in many ways.

- Construction: Fender skirts have attached splash shields. Box tailgate edges are "hemmed" to help keep out corrosive elements.
- Special Seals of rubber are used around rear window and doors and on door glass channels. Windshield is urethane bonded and sealed. Joints of the cab and cargo box are sealed.
- Special Rust-Resistant Metals: Aluminum for tail pipe, spare tire carrier, and converter heat shield. Aluminized Steel for transmission support and muffler. Zincrometal for double-walled fender panels; outer hood, door, and cab back panels; pickup box side outer panels, tailgate, and floor platform; and windshield frame and plenum panel. One-Side-Galvanized Steel for grille lower filler panel, upper and lower radiator support, window sash arm, inner wheelhouse and box side panels, cab front body mount brackets, cowl vent panel, cab floor and toe panel, and pickup box corner reinforcements.
- Special Coatings: Rear springs are lonoclad-painted. Frame is dipped in

hot melted wax. Fender cavities and door cavities are wax-coated. Special anti-chip coating is applied to the side lower portions of the body and pickup box. Brake and fuel lines are Zincroterne coated. Small parts receive special treatment.

- Special Paint Treatment includes a multi-staged zinc-phosphate wash, an Elpo primer dip, a primer-surface coating, and an acrylic enamel finish paint coat on all exterior surfaces. This treatment is applied to: cab, front-end sheet metal, cowl vent grille, painted front and rear bumpers, radiator filler panel, rear bumper filler panel, and the entire pickup box. In addition, the battery tray, fender skirts, and radiator support assembly are Elpo primed.

S-15 FEATURES

- A** Glass is bonded to the steel frame in windshield for a smooth aerodynamic surface.
- B** Smart switch is standard. Includes wiper controls, headlamp dimmer switch and turn signals. Also has available Automatic Speed Control when ordered.
- C** Door vents permit inside stale air to exit.
- D** Seat back tilts forward providing generous storage space.
- E** Side window defoggers are included on the deluxe heater/defogger system. Also includes power ventilation. Standard on High Sierra, Sierra Classic and Gypsy models.
- F** Hidden drip molding is used around doors. Helps improve appearance and aerodynamics.

From beginning to end "quality" is the key word in the production of the S-15, the determining factor in almost every decision.

DESIGN AND ENGINEERING

In the planning stages the features that have made full-sized Pickups great values were retained.

That's why in the new S-15s you'll find the well-known double-walled construction, hemmed construction of the cargo box tailgate, sound-deadening insulation, close tolerance fit for doors and sheet metal, welded assembly for the pickup box, and power ventilation.

See your GMC dealer and take a good close look at the S-15. We think you will like what you see.

QUALITY CONTROL CHECKS


Control checks are made of every procedure from tooling through final assembly. Quality checks are made visually by inspectors utilizing precision measuring instruments, by computer analysis, by visual as well as TV monitor observation.

Furthermore, the same high quality is demanded in all of the parts and materials purchased from outside suppliers. These parts undergo constant checks, not only by the outside supplier but also by S-15 factory inspection personnel. New methods have been devised for cleaning the surface metal and applying the primer and finish paint. A special coating is applied on the lower side panels before the finish paint to help resist stone chipping.



**NEW HIGH-MILEAGE
GMC S-15 TRUCK**

V6 TRUCK POWER



The new S-15 Truck offers an available V6 2.8 Litre (173-cu.-in.) gasoline engine in all models. This engine is available for the 1,000-lb-payload S-15 and the only power available with the 1,500-lb-payload model.

GOOD PERFORMANCE, GOOD MILEAGE

The 2.8 Litre V6 is a smooth-operating engine that provides the horsepower and torque required to move the larger-payload S-15 efficiently, while providing impressive fuel economy. It provides 110 SAE net horsepower @ 4800 RPM and 148 lb./ft. torque @ 2000 RPM. See fuel consumption estimates on next page.)

STAGED 2-BARREL CARBURETOR

The efficient V6 features a staged, 2-bbl. carburetor that uses only one barrel for normal operation, activating a second, larger barrel when more power is required.


ECONOMY AND VALUE WITH V6

The available V6 engine with either the 1,000-lb or 1,500-lb capacity provides impressive power and torque for full loads and air conditioning. It is recommended for those who prefer performance or carry full 1,500-lb loads, or desire the smooth operation of a V6

engine. Your GMC Truck dealer can help you select the right engine for your driving requirements and preference.

V6 POWERTRAINS

A 4-speed manual transmission is standard with the V6 engine and a 3-speed automatic transmission is available. After



January 1, 1982, a new 5-speed manual overdrive transmission will become available (see Page 15). See Page 19 for available axle ratios.

NEW HIGH-EFFICIENCY RADIATORS

The standard radiator with the V6 engine is a 387 x 600 x 25mm cross-flow design. Truck models without available air conditioning feature a new two-piece molded plastic rotating fan shroud. When available air conditioning is specified, a conventional metal fan with modulating clutch drive is utilized.

See this new S-15 Pickup with V6 power at your GMC Dealer. Ask him for a Demonstration Drive.


BIG IN-LINE 4

For the 1,000-lb-payload model, a standard 1.9 litre (119-cu.-in.) in-line four gasoline engine is used. The L4 produces 82 SAE net horsepower @ 4600 RPM and 101 lb./ft. SAE net torque @ 3000 RPM.

The engine is an overhead-cam design with 2-bbl. carburetor, cast iron block, and cast aluminum cylinder head. On vehicles without available air conditioning, the engine utilizes a plastic rotating fan

shroud. A conventional fan with modulating clutch drive is used with air conditioning. The engine also features a replaceable oiled-paper-element air cleaner, full-flow throwaway-type oil filter, and single aluminized exhaust system.


Power efficiency is achieved with the standard power-train—the L4 engine plus a fully synchronized 4-speed manual transmission. See Page 19 for driveline specifications.



ENGINE TECHNICAL DATA

Displacement	1.9 Litre 2-BBL L4*	2.8 Litre 2-BBL V6**
Engine Ordering Code	LR1	LR2
Bore and Stroke, mm	87.0 x 82.0	89.0 x 76.0
Compression Ratio	8.4 to 1	8.5 to 1
SAE Net Horsepower @ RPM	82 @ 4600	110 @ 4800
SAE Net Torque, Lb./Ft. @ RPM	101 @ 3000	148 @ 2000

*Produced by Isuzu Motors Limited, Japan
**Produced by GM, Chevrolet Motor Division, U.S.A.



EFFICIENT NEW 5-SPEED OVERDRIVE TRANSMISSION

To help realize the great efficiency with the new S-15, a new 5-speed manual transmission with an overdrive gear will be available with the available V6 engine. It helps reduce engine RPM to help fuel economy on the highway. Order now for delivery after January 1, 1982.

4-SPEED MANUAL TRANSMISSION with floor-mounted controls is standard with both the in-line four and the V6 engine for all models. See Page 19 for engine clutch information.

3-SPEED AUTOMATIC TRANSMISSION with column-mounted controls is available for all models with either engine.

FUEL CONSUMPTION GUIDE*

	1.9L L4 Engine with 4-speed manual Transmission	1.9L L4 Engine with Automatic Transmission	2.8L V6 Engine with 4-speed manual Transmission	2.8L V6 Engine with Automatic Transmission
Highway L/100 km MPG	6.0 47	7.0 40	6.8 42	7.4 38
Urban L/100 km MPG	9.2 31	10.4 27	11.1 25	12.0 24
Rating L/100 km MPG	7.3 39	8.4 34	8.6 33	9.3 30

*Based on Transport Canada approved test methods. Remember, these fuel consumption/economy figures are estimates which may be subject to revision. The actual results you get will vary depending on the type of driving you do, your driving habits, your vehicle's condition and optional equipment.

AVAILABLE EQUIPMENT

The S-15 is planned so that even if you don't add a thing to the standard Sierra model, you will have a comfortable, good-looking truck with a completely finished, color-coordinated interior. However, for those who do want more comfort, convenience, or glamour in their truckin', we offer a large selection of models and available equipment.

Deluxe Instrument Panel below is included in the Sierra Classic and Gypsy Sport models. It is not available as an accessory. Two-tone panel, coordinated to interior trim color. Shown to illustrate provisions for available accessories. Shown with Sierra Classic steering wheel.

Air Conditioning is available for all models. The system includes a heater/defogger plus right and left dash-mounted side window defoggers. Help maintain comfortable in-cab temperatures in varied climatic conditions. Compressor features disconnect clutch that operates

in proportion to the evaporator load.

Radios, Cassette/Tape

Player keep you company as you travel, or keep you posted on weather, road, and traffic conditions. See complete list of available radios under "Lighting and Sound Equipment" below.

A digital clock is available only when a radio is ordered.


Automatic Speed Control helps make the driver's job easier. Control button and "resume-speed" slide switch are located on the turn signal lever. It's available with an automatic transmission or the new 5-speed manual transmission available after January 1, 1982.

Tachometer and Gauges


give you instant readout of your engine's performance. Voltmeter, oil-pressure gauge, and temperature gauge are included in Sierra Classic and Gypsy Sport models.

GM CONTINUOUS PROTECTION PLAN

This option offers service protection in addition to that provided by GM's new vehicle limited warranty. Ask your dealer about it. (Available only in USA and Canada during the 1982 model year.)



Speedometers in Canada have major scale in km/h, secondary in MPH and odometer in kilometres.



COMFORT-TILT STEERING WHEEL
Easily adjusts for different drivers. A convenience available for all models. Shown with Sierra Classic interior. See Back Cover for steering wheels in each trim level.



GLIDE-OUT SPARE TIRE CARRIER
An option that makes tire changing easier. Stores both standard size and available full-size spare wheels and tires. See Back Cover for available wheel trim.



SLIDING REAR WINDOW
Provides additional ventilation or access into cargo area. Glass is tinted to cut sun glare. Available for all models. Rear light is available. See your GMC Dealer for additional accessories not shown.




REAR STEP BUMPER
Provides a handy step and provisions for towing a trailer. Available in matching chromed or painted front bumpers. Shown is available rear step bumper on Sierra Classic Model.



BELOW-EYELINE REARVIEW MIRRORS
Aerodynamically styled mirrors available in either Black or bright metallic finish. See your GMC Dealer for additional information.



BUCKET SEATS WITH FLOOR CONSOLE
Bucket seats with sporty console are available on all models with bucket seat option. Bucket seats and floor console are standard on Gypsy Sport models.



POWER WINDOWS AND DOOR LOCKS
Convenience accessories. Available as a package or separately for all models.

Appearance and Convenience—Interior

- ☐ Air conditioning
- ☐ Comfortilt steering wheel
- ☐ High-back bucket seats
- ☐ Center console (with bucket seats)
- ☐ Tinted glass, all windows
- ☐ Sliding rear window
- ☐ Visor mirror
- ☐ Cigarette lighter
- ☐ Color-keyed rubber floor mats

Power and Operating Equipment

- ☐ Power steering
- ☐ Power brakes

- ☐ 3-speed automatic transmission
- ☐ Automatic speed control with resume-speed feature
- ☐ Gauges—voltmeter, oil pressure, temperature
- ☐ Tachometer (includes gauges)
- ☐ Intermittent windshield wipers
- ☐ Power windows
- ☐ Power door locks
- ☐ Operating Convenience package (power door locks/windows)

Lighting and Sound Equipment

- ☐ Auxiliary lighting package (headlamp warning buzzer, engine compartment lamp,

- glove box lamp, ashtray lamp, dome lamp, cargo area lamp)
- ☐ Dome lamp with door-operated switches
- ☐ Halogen headlamps
- ☐ Cargo area lamp (includes dome lamp and exterior lamp)
- ☐ Radios: AM, AM/FM, AM/FM stereo, AM/FM stereo radio with cassette tape and digital clock. Radios include fixed-mast antenna
- ☐ Digital clock (only with AM, AM/FM, and AM/FM stereo)

Appearance Equipment—Exterior

- ☐ Sport two-tone paint scheme

- ☐ Special two-tone paint scheme
- ☐ Chromed grille (Sierra only)
- ☐ Black body side moldings (Sierra and High Sierra only)
- ☐ Wheel-opening moldings (Sierra and High Sierra only)
- ☐ Door edge guards
- ☐ Black below-eyeline right/left mirrors
- ☐ Bright below-eyeline right/left mirrors
- ☐ Color-keyed front bumper with rub strip
- ☐ Color-keyed rear step bumper with rub strip
- ☐ Deluxe chromed front bumper with rub strip (Sierra only)
- ☐ Chromed rear step bumper with rub strip

- ☐ Black front bumper guards
- ☐ Painted rear step bumper (Sierra only with ZY1 paint)
- ☐ Styled wheels
- ☐ Bright metal wheel covers
- ☐ Bright metal wheel trim rings
- ☐ Glide-out spare wheel carrier

Heavy-Duty and Chassis Equipment

- ☐ Heavy-duty Delco Freedom battery, 465 CCA
- ☐ 63-amp Delcotron generator
- ☐ Heavy-duty radiator
- ☐ Cold Climate package

- ☐ Heavy-duty radiator with transmission oil cooler
- ☐ Heavy-duty front/rear shock absorbers
- ☐ Front stabilizer bar (included C3A)
- ☐ Extra-capacity rear spring (C3A only)
- ☐ Locking-differential rear axle
- ☐ 5-speed manual transmission (after January 1, 1982)
- ☐ Trailer wiring harness
- ☐ Trailering Special Equipment package (4,000-lb heavy-duty)

STANDARD EQUIPMENT

The S-15's compact size makes it an ideal choice for a second (or only) vehicle. That's why we offer these passenger-car-type appearance and convenience features standard on all the new GMC S-15 Pickups. (See preceding pages for features specific to each model.)

In-Cab Appearance and Comfort

- Color-keyed shoulder/lap safety belts. Center lap belt on bench seat
- Left and right color-keyed sunshades
- Ashtray
- Coat hook, color-keyed
- Day/night rearview mirror
- Heater/defogger system
- Black plastic door sill plates
- Glove compartment with lock
- Instrument panel, soft, full-foamed, color-keyed plastic
- Provisions in instrument panel for two radio speakers
- Headliner, partial or full depending on model
- Door glass and back window glass curved
- Full door trim panels with integral armrests
- Chromed die-cast window regulator handles and door handles
- Courtesy light
- Nameplate on glove box door
- Sound deadener (felt on roof, spray on door)

Standard Operating Features

- Windshield wiper/washer, with "fluidic" washer nozzle
- Wiper controls located on turn signal lever with headlamp dimmer switch

- Foot-operated parking brake with warning light in instrument cluster
- 37-amp Delco generator
- Manual steering
- Delco Freedom II, 315 CCA battery
- Single-note horn
- Standard gauges

Exterior Standard Features


- Ten solid paint colors (see Page 19)
- Extensive anti-corrosion treatment
- Mirrors, aerodynamic, left and right Black-finish fixed-arm
- Black plastic windshield and rear window moldings
- Concealed drip gutter over doors
- Single rectangular headlamps with chromed bezels
- Vertical tail lamps with integral side markers
- Radiator grille Argent plastic
- Front bumper with integral parking and turn-signal lamps
- Frame jack (stored inside behind right-hand seat)
- Fender identification plates
- Spare wheel and tire on spade-type mount

Pickup Box Features


- Wideside configuration
- Double-walled side panels and tailgate and one-piece steel front panel welded to one-piece steel floor
- Cargo tie-down loops
- Special tailgate trim and identification depending on model
- Center outside tailgate release mechanism

SPECIFICATIONS

Model S-10603, 108" Wheelbase, 73" Box Length.



Model S-10803, 118" Wheelbase, 89" Box Length.



GMC S-15 TRUCK SPECIFICATIONS

PAYLOAD CAPACITY	1,000-LB		1,500 LB	
GVW RANGE, LBS	3,400 to 4,000		3,980 to 4,680	
WHEELBASE, INCHES	108/118		108/118	
CAB TYPE	2-Dr. Conventional		2-Dr. Conventional	
ENGINE	STANDARD ENGINE	AVAILABLE ENGINE	AVAILABLE ENGINE	EQUIPMENT AVAIL.
ENGINE, LITRE	1.9 L4 2-bbl	2.8 V6 2-bbl	2.8 V6 2-bbl	—
CLUTCH, DIA. IN.	8.46	9.68	9.68	—
ELECTRICAL				
Freedom Battery	315 CCA	465 CCA	315 CCA (Std.)	465 CCA
Delcotron	37-amp	63-amp	37-amp (Std.)	63-amp
TRANSMISSION				
Manual (Std.)	4-Speed	4-Speed	4-Speed	—
5-Speed O.D.* (Avail.)	—	5-Speed O.D.*	5-Speed O.D.*	—
Automatic (Avail.)	3-Speed	3-Speed	3-Speed	—
EQUIPMENT	STANDARD	AVAILABLE	STANDARD	AVAILABLE
FRONT SUSPENSION	Independent Coil Springs		Independent Coil Springs	
Axle Capacity Lbs	2,300		2,300	
Ea. Spring @ Ground	1,150		1,150	
Shock Absorbers	25 mm Dia.		25 mm Dia.	
Stabilizer Bar	—		1" Dia.	
REAR SUSPENSION	Salisbury Axle, Hypoid Drive		Salisbury Axle, Hypoid Drive	
Axle Capacity Lbs	2,550		2,550	
Axle Ratios:				
Man. Transmission	3.08	3.43 2.56** 2.73*	2.73	3.08
Auto. Transmission	3.42	3.73 2.73** 3.08**	3.08	—
Springs, Type	Two-stage Multileaf		Two-stage Multileaf	
Ea. Spring @ Ground	1,150		1,350 Extra Capacity	
Shock Absorbers	25 mm Dia.		25 mm Dia.	
BRAKES	Hydraulic Self-Adjusting		Hydraulic Self-Adjusting	
Front Disc	10.51" Rotor		10.51" Rotor	
Rear Drum	9.49" x 2"		9.49" x 2"	
Vacuum Power	Available w/1,000 lb payload		(Included w/1,500 lb payload)	
Parking	Cable To Rear Wheels		Cable To Rear Wheels	
STEERING	Manual	Power	Manual	Power
FUEL TANK	50L (10.9 gal.)	75L (16.6 gal.)	50L (10.9 gal.)	75L (16.6 gal.)
RADIAL TIRES				
Front and Rear	Glass Belted P195/74R-14 BW	Glass Belted: P195/74R-14 WW Steel Belted: P195/75R-14 BW P195/75R-14 WW P205/75R-14 BW P205/75R-14 WW P205/70R-14 WL P205/75R-14 WL Rear On-Off Road	Steel Belted P195/75R-14 BW	Steel Belted: P195/75R-14 WW P205/75R-14 BW P205/75R-14 WW P205/70R-14 WL P205/75R-14 WL Rear On-Off/Rd.
Spare Tire	T135/80D-15	Full Size	T135/80D-15	Full Size

**With V6 engine only.

*Available January 1, 1982.

A WORD ABOUT ENGINES

Some GMC Light Duty Trucks are equipped with engines produced by other GM divisions, subsidiaries, or affiliated companies worldwide. See your Dealer for details.

A WORD ABOUT ASSEMBLY, COMPONENTS, AND OPTIONAL EQUIPMENT IN THESE VEHICLES.

The vehicles described in this brochure are assembled at various Divisions of General Motors Corporation. These vehicles incorporate thousands of different components produced by General Motors of Canada Limited and related companies and their suppliers. From time to time during the manufacturing process, it may be necessary, in order to meet public demand for particular vehicles or equipment, or to meet federally mandated emission and safety requirements or fuel economy guidelines, or for other reasons, to produce vehicles with different components or differently sourced components than initially scheduled. All such components have been approved for use in our products by General Motors of Canada Limited or related companies and will provide the quality performance associated with our name.

Please note that certain optional equipment can be ordered only in conjunction with other optional equipment.

Also, upgrading from specified standard equipment may be necessary when certain optional equipment is ordered. Ask your sales representatives for details.

With respect to extra cost optional equipment, make certain you specify the type of equipment you desire on your vehicle when ordering it from your dealer. Some options may be unavailable when your car is built. Your dealer receives advice regarding current availability of options. You may ask the dealer for this information. GM also requests the dealer to advise you if an option you ordered is unavailable. We suggest you verify that your car includes the optional equipment you ordered or, if there are changes, that they are acceptable to you.

These vehicles are also available from Chevrolet dealers under the Chevrolet nameplate (Chevrolet Pickup Series S-10).

All illustrations and specifications contained in this catalogue are based on the latest product information available at time of publication approval. The right is reserved to make changes at any time, without notice, in prices, colours, materials, equipment, specifications and models, and to discontinue models. Some of the equipment shown or described throughout this catalogue is available at extra cost. Check with your dealer for complete information.

STANDARD EXTERIOR COLORS

Acrylic enamel paint includes 10 solid colors which may be used as described under S-15 Paint Schemes on the Back Cover. Satin Black may be used as a secondary accent color only.

PAINT CHIPS:

White
12

Light Slate
Metallic 17

Black
19

Light Blue
Metallic 21

Dark Blue
29

Bright Yellow
51

Light Tan
59

Light Tan
Metallic 65

Red (Orange)
71



Bright Red
72

Satin Black
09

Gypsy model shown with available equipment.



S-15 TRUCK COLOR COMBINATIONS AND TRIMS



Tires supplied by various tire manufacturers.


WHEELS AND WHEEL TRIM

A Sierra Hubcap Sierra S-15 has a 14" x 6" Argent wheel with an aluminum hubcap featuring central GMC lettering. **B Wheel Trim Ring** A bright trim ring can be ordered as a separate option with the Sierra hubcap—this combination is standard on High Sierra. The wheel trim ring is included on the Gypsy Sport styled wheel. **C Chrome Wheel Cover** This chrome wheel cover and a Black 14" x 6"


wheel are standard on Sierra Classic. The wheel cover is also available for Sierra and High Sierra. **D Styled Wheel With Trim Ring** Includes a special style hub with bright trim ring. This trim on an Argent and Black 14" x 6" wheel is standard on the Gypsy Sport model. The styled wheel is available for all trim levels. **E Sierra Steering Wheel** The S-15 Pickup features a standard 15.3" Black steering wheel mounted on a Black energy-absorbing

column. **F Deluxe Steering Wheel** A deluxe steering wheel is standard on High Sierra and Sierra Classic. Steering wheel and color-keyed column come in a choice of Blue, Carmine, Almond, or Charcoal. **G Gypsy Sport Steering Wheel** A special color-keyed steering wheel and column in a choice of Charcoal or Almond is exclusive to the Gypsy Sport package. Hand grips and center hub are brushed bright applique.

S-15 PAINT SCHEMES



Sport Two-Tone Paint Schemes



Special Two-Tone Paint Schemes

S-15 with standard solid-color paint scheme. This scheme can be ordered in any of the standard colors except Satin Black. Available body side moldings and available wheel-opening moldings can be ordered with this scheme, not shown.

Sport two-tone scheme shown above. Available in combination with the 10 solid colors shown on page 19. Satin Black can

be used as the lower accent color only. The accent color, placed low on the body sides, extends around to the front and rear bumpers. This scheme includes decal striping when applied on Sierra and High Sierra S-15. Body side moldings and wheel opening moldings are available and may be substituted for the decal striping, and are included with Sierra Classic. This scheme is standard on Gypsy.

S-15 with Special two-tone paint scheme available in any of the 10 solid colors shown on page 19. Satin Black may be specified for the center accent color only. Central accent color extends around the front and rear of the vehicle. This scheme includes body side molding and wheel-opening molding. This scheme is available for Sierra, High Sierra and Sierra Classic. See your Dealer for color details.



GMC Canada
Trucks are what we're all about.

Printed in Canada GM-4242

1982