

1993 ACCORD COUPE



The Accord Coupe advances the standard in personal style.



Accord SE Coupe shown in Cashmere Metallic



Accord EX Coupe shown in Frost White

Welcome to the head of the class. The Honda Accord has long set the example for other automakers to follow. Whether it's the Accord Coupe, Sedan or Wagon, each one will exceed your expectations. Of all the Accords, the Coupe expresses itself in a sleek and personal way. The body was sculpted for both beauty and aerodynamic efficiency. You will discover the same detail of design applied to the roomy interior. The Accord Coupe is powerful and agile. The way it was engineered will impress you. Your first time behind the wheel will confirm this. Now the question is, which Accord Coupe is the one for you? The information on the opposite page will tell you about the stylish DX Coupe, the well-appointed LX Coupe, the prestigious EX Coupe and the exclusive, Special Edition Accord SE Coupe. Because the best way to express yourself is really to find the right car.

Accord DX Coupe includes:

Driver's Side Airbag SRS, 2.2 Liter, 125-hp, 16-Valve Engine with PGM-FI, 5-Speed Manual or Available 4-Speed Automatic Transmission, 4-Wheel Double Wishbone Suspension, Front Stabilizer Bar, Power Steering, P185/70 R14 87S All-Season Tires, Adjustable Steering Column

Body Colors: Frost White, Bordeaux Red Pearl, Rosewood Brown Metallic, Cobalt Blue Pearl

LX adds:

Power Windows, Mirrors and Door Locks, Air Conditioning, Cruise Control, AM/FM High-Power Stereo Cassette, Rear Fender-Mounted Power Antenna, P185/70 R14 87S Michelin LX1 All-Season Tires, Driver's Seat Armrest, Beverage Holder

Body Colors: Frost White, Bordeaux Red Pearl, Phantom Gray Pearl, Rosewood Brown Metallic, Seattle Silver Metallic, Arcadia Green Pearl

EX adds:

2.2 Liter, 140-hp, 16-Valve Engine with PGM-FI, 4-Wheel Disc Brakes with a Honda-Designed Anti-Lock Braking System (ABS), P195/60 R15 87H Michelin MXV4 All-Season Tires, 15" Alloy Wheels, Power Moonroof

Body Colors: Frost White, Bordeaux Red Pearl, Granada Black Pearl, Rosewood Brown Metallic, Seattle Silver Metallic, Arcadia Green Pearl


SE adds:

Exclusive Alloy Wheels, Leather-Trimmed Upholstery, Rear Spoiler with Integral LED Stoplight, Honda/Bose® Music System made specially for the SE, Exclusive Body Colors, Body-Colored Side Mouldings and Bumper Rub Strips

Body Colors: Atlantis Blue-Green Pearl, Cashmere Metallic



You're in your Accord Coupe and you discover a long, empty stretch of highway. You grip the sporty 4-spoke wheel a little bit tighter and move into the outside lane. The powerful, fuel-injected, 2.2 liter, 16-valve engine responds quietly and with hardly any effort. Whatever road comes its way the Accord Coupe holds with a certain authority. You notice how precise the rack-and-pinion steering is. The 4-wheel double wishbone suspension system was inspired by race car technology. But it smoothly absorbs mile after mile of hills, curves and straightaways, putting you and your passengers in a very comfortable position. And what driver couldn't relate to a car like that?



Accord LX Coupe shown in Arcadia Green Pearl



◀ **Double Wishbone Suspension:**

The Honda-designed 4-wheel double wishbone suspension system used on the Accord Coupe is unique in its class. Instead of struts, it uses upper and lower (wishbone) links to precisely control wheel movement.

These links ensure that the wheels remain virtually perpendicular to the road—the ideal arrangement for maximum roadholding and control when

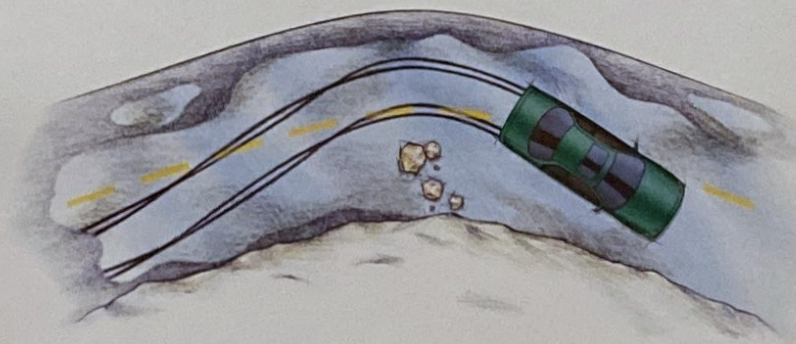
cornering. They also permit the Accord to utilize considerably longer wheel travel and lower spring rates. The result is a remarkably comfortable ride over bumps, dips and rough road surfaces.

An additional advantage of double wishbone suspension is its superior space efficiency. The system's compact size and layout allow for more passenger and cargo space.



Accord EX Coupe shown in Bordeaux Red Pearl

The road you travel isn't always predictable. There is inclement weather. Unpleasant bumps and dips. And other drivers, of course. Honda engineers are always looking at ways to increase the driver's confidence. Which is why the Accord EX and SE models feature a Honda-designed anti-lock braking system (ABS). The benefit of ABS is how well it reacts, especially on slick or wet surfaces. ABS helps to prevent skidding and to maintain steering control. Standard on every Honda is a driver's side airbag Supplemental Restraint System (SRS). The electronic connections are gold plated to assure its reliability. For full protection, you still need to buckle up your seat belt as well. As you can safely tell, our engineers want you to be prepared for the unexpected.



◀ **Anti-Lock Braking System (ABS):**

Four-wheel disc brakes and a Honda-designed anti-lock braking system (ABS) are standard on Accord EX and SE models. ABS helps the driver to retain steering control during hard braking. This can be especially useful when braking on wet or slippery surfaces. For example, on a road that is rain-slicked, or covered with ice or snow, or when braking and turning at the same time to avoid an obstacle.

ABS uses sensors to monitor wheel speed and an Electronic Control Unit (ECU) to monitor braking efficiency. When the sensors detect impending brake lock-up, the ECU commands the brake hydraulic system to momentarily release, then reapply, the brakes. As the system cycles, it pulses the brakes up to ten times a second, maintaining each wheel at its maximum rate of deceleration.



Accord EX Coupe interior shown in Gray with available CD changer and floor mats



Accord EX Coupe Instrument panel shown in Gray with available CD changer and floor mats


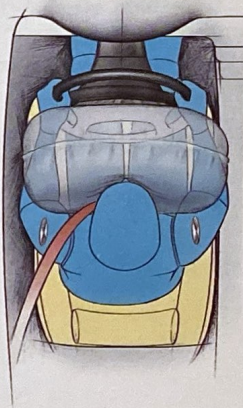
Consider this an open invitation into the Accord Coupe. Here, it is quiet and spacious. Up front is a well-thought-out instrument panel with white-on-black analog gauges. As you would expect, the controls are logically arranged and placed within easy reach. The large glass area gives you a great vantage point. The front seats are supportive, the rear are contoured to better fit your passengers. Everything feels rich, with materials reflecting the highest standards. Underfoot is plush carpeting. In the SE, you will appreciate the soft, smooth leather surfaces and the exclusive Honda/Bose® Music System. With that in mind, come in and make yourself comfortable.



Ivory Leather-Trimmed Interior: This luxurious feature is exclusive to the Accord SE.

▼ **SRS Airbag System:**

A driver's side airbag Supplemental Restraint System (SRS) is standard on all Accords. Airbags can provide additional protection in a severe frontal collision; however, in order for SRS to be truly effective, seat belts should always be worn.



Power Moonroof: One of the features of the moonroof is a sliding sunshade (EX and SE).

Control Panel: You have fingertip control of the power windows, mirrors and door locks (LX, EX and SE).

Beverage Holder: Life is a little bit easier with this beverage holder (LX, EX and SE).





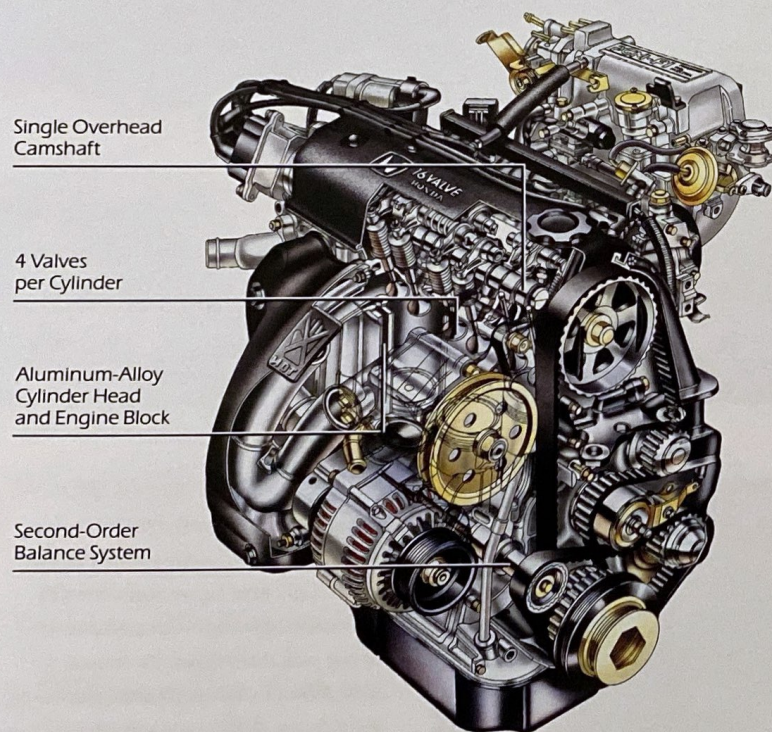
Where in the world could they make a car as good as the Honda Accord Coupe? Right here in America. Well, Ohio, to be more exact. For more than ten years. During this time, Honda has invested over three billion dollars in manufacturing plants in Marysville, Anna and East Liberty, Ohio, in addition to engineering and research and development facilities across the U.S. In total, over 14,000 Americans help develop and build Honda products. It's this kind of commitment that has helped make the Accord Coupe, Sedan and Wagon America's best-selling carline.* In fact, last year, three out of five Hondas and four out of five Accords sold in this country were made here. You can't argue with the numbers.




Export Story:

Not only is the Ohio-crafted Accord Coupe a popular car here in the States, it's also well thought of in Japan. So much so, it's been their best-selling American-made car for the past three years. It's popular in other countries, too. Seventeen nations, at last count. To meet the special needs of export markets, Honda was the first carmaker in the U.S. to produce right-hand-drive automobiles.

The 2.2 liter Accord engine is clearly the product of one of the world's most advanced engine builders. Designed to demonstrate a remarkable balance between the seemingly opposite demands of modern driving, it is powerful and responsive—capable of both quick acceleration and effortless cruising. Yet, the Accord engine is also compact and efficient, with excellent fuel economy and extraordinary smoothness. And, like all Honda engines, it enjoys an enviable reputation for dependability and trouble-free service.



2.2 liter, 140-hp Accord EX and SE engine



◀ Second-Order Balance System:

High specific power output, low mass and compact size are three of the exceptional features of the Accord engine; however, there is another—its uncanny smoothness. In the Accord engine, vibration is controlled by a Honda-designed second-order balance system. The system uses a pair of offset-weighted shafts, located in the engine block, on either side and slightly above the crankshaft. Spinning in opposite directions and at twice crankshaft speed, these balance shafts effectively cancel second-order vibrations created by the motion of the connecting rods and crankshaft counterweights. The result is smooth engine operation at mid- and high-engine rpm.


◀ Engines:

The Accord engine's 16-valve cylinder head utilizes 4 valves per cylinder (two intake and two exhaust). The greater valve area and higher volumetric efficiency of this design increases the engine's specific power output, helps broaden its torque range and improves fuel efficiency.

Honda Multi-Point Programmed Fuel Injection (PGM-FI) improves start-up, driveability and throttle response, whether the engine is hot or cold.

Power output ranges from 125 hp for the DX and LX models to 140 hp for the EX and SE.

The compact 4-cylinder layout of the Accord engine is more space-efficient than bulkier 6-cylinder engines of comparable displacement. As a result, more space is available for passengers and cargo. To help minimize engine mass and improve performance, the engine block and cylinder head are cast aluminum alloy. For durability, the connecting rods and crankshaft are made of forged steel and the pistons are forged aluminum.



2.2 liter, 140-hp Accord EX and SE engine

High-Performance Exhaust System

Electronic Ignition System

Dual-Stage Intake Manifold

Multi-Point Programmed Fuel Injection

Look at an Accord and one of the first things you notice is the exterior finish. The paint has been so carefully applied

that it appears to be still wet—as though the car is fresh from the paint booth. The quality of this finish reflects the care and attention to detail that accompanies every step in the making of an Accord. From its design to its assembly—from bare sheet metal to finished automobile—this dedication to quality has made the Accord the standard by which other automobiles in its class are measured.




▲ Corrosion Protection:

Built to last for many years, the Accord body incorporates numerous advanced anti-corrosion measures. In the design stages, rust-forming water traps and joints are eliminated. During assembly, galvanized steel is used extensively throughout the body. After assembly, seams and crevices are protected from dust and moisture entry with a special sealant. The entire body is immersed in an anti-corrosive primer that is electrically bonded to both hidden and exposed sheet metal. Finally, the body is carefully painted with tough acrylic enamel using a three-coat, three-bake process.

▼ Unit Body Construction:

Precision assembled on Honda-designed robot welding equipment, the Accord body is strong, lightweight and solid. Sight down its body panels. You will notice they are straight and true. Measure the seams where doors, hood and trunk meet. You will find them uniform in width and properly aligned. The windows seal tightly and the doors close with a solid precision. The Accord body will stay this way for many years because the first thing that was built into it was Honda durability.



While many of the Accord's mechanical systems, such as its engine, transmission and suspension, have specialized



▲ Aerodynamics:

The Accord body's clean lines are shaped by the wind tunnel as much as they are by the stylist's eye. To help minimize aerodynamic drag, the door handles and mirrors are smoothly faired into the body. The headlights are flush-mounted and

the front bumper flows cleanly into the low, sloping hood and cowl. The windshield is steeply raked, with near-flush mounted glass for reduced turbulence and noise at highway speeds.

jobs, its body must be a jack-of-all-trades. Take aesthetics, for example. To please the eye, its shape is stylish and contemporary, yet this same shape must also satisfy the rigorous demands of aerodynamic efficiency. Computer-designed to be lightweight and strong, the Accord body will absorb vibration and resist the flexing and bending forces created by the suspension system's interaction with the road. Roomy, comfortable and inviting within, it still must be tough and durable without.

Crush Zones:

Both the front end of the Accord, ahead of the passenger compartment, and the rear end, behind the passenger compartment, are designed to progressively collapse in a severe impact. These crush zones help dissipate crash energy before it reaches the passenger compartment. The passenger compartment itself is reinforced to help protect the occupants in the event of a crash. However, in order to benefit from this protection, all occupants must wear seat belts.



Accord LX Coupe shown in Rosewood Brown Metallic with available rear spoiler, accessory wheels and rear mud guards

When your car is ready for regularly scheduled maintenance, bring it to people you know, and who know your car best.

Your Honda dealer. There, trained Honda service technicians will use only Genuine Honda parts. Because

keeping you satisfied is what it's all about. To personalize your car, ask for a Honda Accessories Brochure.

Genuine Honda Accessories added to your car before you drive it home are covered under the 3-year/36,000-

mile limited warranty. The Honda Accord is a car you can count on to go the distance. You'll find the

same is true about your Honda dealer. No wonder Honda is first in Owner Loyalty, again.**



Honda Security System:

With a glass-breakage detector, panic button and engine starter cutoff, your car is very secure.



Fog Lights: Quartz halogen fog lights will enhance your vision at night and in poor weather.



CD Changer: A wide variety of high-quality audio equipment is available for your Accord Coupe.



Accessory Wheel: Seven 14" accessory wheels are available. A 5-spoke silver wheel is shown.



Accessory Wheel: Two 15" accessory wheels are available. A 7-spoke directional wheel is shown.

SPECIFICATIONS AND DIMENSIONS

ENGINE	ACCORD DX COUPE	ACCORD LX COUPE	ACCORD EX COUPE	ACCORD SE COUPE
Type: Aluminum-Alloy In-Line 4	■	■	■	■
Displacement (cc)	2156	2156	2156	2156
Horsepower @ rpm [SAE net]	125 @ 5200	125 @ 5200	140 @ 5600	140 @ 5600
Torque (lb.-ft. @ rpm)	137 @ 4000	137 @ 4000	142 @ 4500	142 @ 4500
Compression Ratio	8.8:1	8.8:1	8.8:1	8.8:1
Valve Train: SOHC 16-Valve	■	■	■	■
Fuel System: Multi-Point Fuel Injection	■	■	■	■
Ignition System: Electronic	■	■	■	■

DRIVETRAIN

Type: Front-Wheel Drive	■	■	■	■
Manual Transmission: 5-Speed	■	■	■	NA
Automatic Transmission: 4-Speed (available)	■	■	■	Standard
Final Drive Ratio (MT/AT)	4.06/4.29	4.06/4.29	4.06/4.29	NA/4.29

BODY/SUSPENSION/CHASSIS

Body Type: Unit Body	■	■	■	■
Suspension: 4-Wheel Double Wishbone	■	■	■	■
Stabilizer Bar (mm, front/rear)	22.2/NA	22.2/NA	25.4/14.0	25.4/14.0
Steering Type: Power Rack-and-Pinion	■	■	■	■
Turning Diameter, Curb-to-Curb (ft.)	36.1	36.1	36.1	36.1
Front Disc/Rear Drum Brakes	■	■	NA	NA
4-Wheel Disc Brakes with ABS	NA	NA	■	■
Wheels (with Full Covers)	14"	14"	15" Alloy	15" Alloy
Tires: All-Season	P185/70 R14 87S	P185/70 R14 87S Michelin LX 1	P195/60 R15 87H Michelin MXV4	P195/60 R15 87H Michelin MXV4

EXTERIOR DIMENSIONS

Wheelbase (in.)	107.1	107.1	107.1	107.1
Length (in.)	185.2	185.2	185.2	185.2
Height (in.)	52.2	52.2	52.2	52.2
Width (in.)	67.1	67.1	67.1	67.1
Track (in., front/rear)	58.1/58.3	58.1/58.3	58.1/58.3	58.1/58.3
Curb Weight (lbs., MT/AT)	2734/2800	2829/2895	2948/3014	NA/3042
Coefficient of Drag (Cd)	0.32	0.32	0.32	0.32

INTERIOR DIMENSIONS

Headroom (in., front/rear)	38.8/36.5	38.8/36.5	38.3/35.5	38.3/35.5
Legroom (in., front/rear)	42.9/32.3	42.9/32.3	42.9/32.3	42.9/32.3
Shoulder Room (in., front/rear)	54.9/54.3	54.9/54.3	54.9/54.3	54.9/54.3
Hiproom (in., front/rear)	52.4/48.8	52.4/48.8	52.4/48.8	52.4/48.8
Usable Cargo Volume (cu. ft.)	14.4	14.4	14.4	14.4
Interior Passenger Volume (cu. ft.)	104.2	104.2	102.5	102.5

EPA MILEAGE ESTIMATES¹/FUEL CAPACITY


City/Highway (5-Speed Manual)	24/31	24/31	24/31	NA
City/Highway (4-Speed Automatic)	22/28	22/28	22/28	22/28
Fuel (gal.)	17.0	17.0	17.0	17.0

©Bose is a registered trademark of Bose Corporation covered by patent rights issued and/or pending. *Ward's Automotive Reports, 12/89, 12/90, 12/91. **R.L. Polk & Company, Leading Automobile Sales Analysis, 1/92. †Mileage figures shown for comparison only. Actual mileage may vary. **3-year/36,000-mile Limited Warranty:** Ordinary maintenance items or adjustments, parts subject to normal wear and replacement and certain items are excluded. See your Honda dealer for the terms and conditions of this limited warranty.

FEATURES AND STANDARD EQUIPMENT

	ACCORD DX COUPE	ACCORD LX COUPE	ACCORD EX COUPE	ACCORD SE COUPE
EXTERIOR FEATURES				
Power Moonroof			■	■
Rear Spoiler with Integral LED Stoplight				■
Rear Fender-Mounted Power Antenna		■	■	■
Driver's Manual Remote-Operated Mirror	■			
Body-Colored Dual Power Mirrors		■	■	■
Body Side Moulding	■	■	■	Body-Colored
Multi-Reflector Halogen Headlights	■	■	■	■
INTERIOR FEATURES				
Driver's Side Airbag SRS	■	■	■	■
Air Conditioning		■	■	■
Power Windows		■	■	■
Power Door Locks		■	■	■
AM/FM High-Power Stereo Cassette		4x12.5-watt	4x20-watt	Honda/Bose® System
Cruise Control		■	■	■
Leather-Trimmed Seats and Door Panel Inserts				■
Driver's Seat Adjustable Lumbar Support			■	■
Driver's Seat Armrest		■	■	■
Front 3-Point Seat Belts	■	■	■	■
Rear 3-Point Seat Belts with Center Lap Belt	■	■	■	■
Adjustable Steering Column	■	■	■	■
Fold-Down Rear Seatback with Lock	■	■	■	■
Quartz Digital Clock	■	■	■	■
Tachometer	■	■	■	■
Beverage Holder		■	■	■
Driver's and Passenger's Vanity Mirrors	Passenger's	■	■	■
Passenger-Assist Handles	■	■	■	■
Trunk-Open Warning Light	■	■	■	■
Remote Fuel Filler Door Release	■	■	■	■
Remote Trunk Release with Lock	■	■	■	■
Rear Window Defroster with Timer	■	■	■	■
2-Speed/Intermittent Windshield Wipers	■	■	■	■
Rear Seat Heater Ducts	■	■	■	■
Low-Fuel Warning Light	■	■	■	■
Maintenance Interval Indicator	■	■	■	■
Coin Box	■	■	■	■
EXTERIOR/INTERIOR COLORS				
Cashmere Metallic/Ivory Leather				■
Atlantis Blue-Green Pearl/Ivory Leather				■
Arcadia Green Pearl/Ivory		■	■	
Seattle Silver Metallic/Dark Red		■	■	
Granada Black Pearl/Ivory			■	
Frost White/Blue	■	■	■	
Rosewood Brown Metallic/Dark Red	■	■	■	
Bordeaux Red Pearl/Gray	■	■	■	
Phantom Gray Pearl/Gray		■		
Cobalt Blue Pearl/Gray	■			

Specifications, features, illustrations and equipment shown in this brochure are based upon the latest available information at the time of publication. Although descriptions are believed correct, accuracy cannot be guaranteed. American Honda Motor Co., Inc., reserves the right to make changes at any time, without notice or obligation, in colors, specifications, accessories, materials and models. Some vehicles are shown with optional equipment. NA=Not applicable or not available. ©1992 American Honda Motor Co., Inc. Litho in U.S.A. 9/92.



 **H O N D A**