

THE HONDA LEGEND

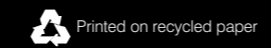
Journey



Honda Australia Pty. Ltd. A.C.N. 004 759 611.
95 Sharps Road, Tullamarine, Victoria, 3043. Melbourne (03) 9285 5555.
Brisbane (07) 3260 4888. Sydney (02) 8748 3333. Perth (08) 9401 9520
honda.com.au

The fuel consumption figures quoted in this brochure are based on AS2877-1986 test results. You may experience different results depending on driving conditions and the condition of the vehicle. The specifications and major features listed herein are accurate as at the date of printing (Jan 2003/03YM). However, Honda Australia Pty. Ltd. reserve the right to change or modify specifications and major features at any time without prior notice. Due to ordering, shipping and freight factors, some colour and model availabilities may vary from time to time. Check with your Honda Dealer for current information on availability. Only Genuine Honda Accessories are made to fit Honda vehicles. For a Genuine Honda Accessory brochure contact your Honda Dealer or Honda Australia on 1800 804 954.

HON1746



The philosophy that drives Honda



The moment you step into a Honda, you'll find yourself not only embarking on the journey of a lifetime, but a journey steeped in the passion and pleasure of driving. Because at Honda, everything that we do is driven by the single-minded vision of our founder, Soichiro Honda; 'to challenge conventional wisdom and create new, more useful technology'.

Our spirit of challenging conventional automotive

excellence has endowed us with a sporting pedigree that speaks for itself. Along with our relentless pursuit for perfection, it has enabled us to compete in over 200 Formula One Grands Prix, proudly achieving 71 victories and a host of engineering advances.

Advances that we incorporate into our designs to make the car an extension of your own body; the goal of our Human-Centred Engineering.



Calm and comfort combined



Constantly challenging conventional wisdom, our engineers' goal was to create the most refined and luxurious Honda ever built.

The result was a luxury car designed to purely human specifications, the Honda Legend. It reflects not only everything we have learned about cars, but also about human beings. Being the roomiest Honda Sedan ever built, driver and passengers are treated to extra head, hip

and shoulder room. The entire cabin of the Legend is designed to relax the mind as well as the body.

The sleek, sumptuous, hand-stitched Australian Howe leather upholstery complements a burnished walnut trim to create a welcoming atmosphere of casual, contemporary luxury. An ambience which can be enjoyed 'al fresco' courtesy of a power tilt-and-slide sunroof. Thanks to major advances in aerodynamics, vibration control and



*P*restige and performance



The Legend sports a 3.5 litre, all-aluminium V6 engine with four valves per cylinder and a three-stage variable induction system. It develops its peak torque at an amazingly low 2,800 rpm, giving the immediate throttle response, authoritative acceleration and useable power similar to a big-bore V8 but with the lighter weight and compact dimensions of a sophisticated V6. Coupled to this is a 4-speed automatic transmission with

Honda's Grade Logic Control System. Remarkably sensitive to any change in the positioning of the car, this highly advanced computer system overcomes the normal "hunting" between gears that most automatic transmissions engage when faced with a hill and instead delivers seamless gear transition and power.

Yet power is nothing without control. That is why Honda's race-bred four wheel independent double-





*S*afety above all



Safety is Honda's first priority for you and your passengers. It's a feature that is reflected throughout the length and breadth of the Legend's sleek chassis, one of the world's most advanced active and passive safety systems. To begin with, in the floorpan are resin-impregnated, fibre matrix honeycomb panels that increase rigidity whilst reducing noise and vibration. The strongest sedan ever built by Honda, its body is chiefly

constructed from two-sided galvanised steel to provide extra durability and corrosion protection. Thus, in the event of an impact, the Legend's first defence mechanism is its monocoque body structure. In addition the front doors are defended by not one, but two, anti-intrusion beams.

Located in the driver's safety cell are the innovative energy-absorbing hip and shoulder pads to sheath the



*P*ride in the Legend



The pride you'll feel in your new Legend is one we share. That's why we take as much care in building our Dealer Network as we do in building our cars. For even the best car in the world in the world is nothing without the back up to maintain it at its peak performance. At Honda, our Dealer staff and technicians are factory trained and completely up to date with the very latest changes in automotive technology, such as the state-of-the-art multiplex systems and the Grade Logic Control transmission

computer. This ensures that they are the best possible people to maintain your car in top condition.

Naturally, you should never accept anything less than Genuine Parts and Accessories. Therefore, every Honda Dealer maintains a comprehensive inventory of Genuine Parts to ensure that your car performs exactly the way its designers intended. Your Legend, like every Honda, comes with a 3-year / 100,000km warranty*.

This includes a 3-year paint protection warranty and a 6-year



POWERTRAIN

Engine	V6 SOHC
Capacity	3.5litre - 3473cc
Max power	147kW @ 5200rpm
Max torque	284Nm @ 2800rpm
Control system	Honda programmed fuel injection & ignition
Automatic transmission	4 speed with Grade Logic Control
Fuel type	Unleaded – ULP

CHASSIS

Body type	Monocoque
Front suspension	Double wishbone
Rear suspension	Double wishbone
Stabiliser bars	Front & rear
Power steering	●
Wheel type	Alloy
Spare wheel type	Temporary
Front brakes	Vented disc
Rear brakes	Disc

EXTERIOR

Bumpers	Impact absorbing
Fog lights	Front
Front wiper	2 speed with speed sensitive intermittent
Headlights – low beam	High intensity discharge
– high beam	Halogen
Keyless entry	●
Power door mirrors (heated)	●
Rear window demister	●
Side protectors	Body coloured
Sunroof	Electric

INTERIOR

Accessory power outlet (10 amp)	●
Air conditioning	Climate control
Ashtray	●
Central locking	●
Cruise control	●
Cup holders	Front x2 / Rear x2
Dashboard warning lights	Comprehensive array
Digital clock	●
Door pockets	Front x2
Driver's footrest	●
Driver's seat	8 way power adjustment with memory
Driver's window	Auto up/down
Glovebox	●
Head restraints – front	Adjustable
Head restraints – rear	Adjustable
Immobiliser system	Fully integrated
Interior illumination	Cargo area
Interior illumination	Courtesy light
Interior illumination	Door light
Interior illumination	Map light
Lights-on warning	Chime
Low fuel warning	●
Power windows	●
Seats – front	Heated
Seats – rear	Fold down arm rest
Seatbelt height adjuster	Front
Security alarm	●
Steering column	Power adjustment tilt & telescopic with memory
Steering wheel	Leather
Tachometer	●
Trim	Leather

Tripmeter	●
Vanity mirror	●
Windows	Heat absorbing
Woodgrain trim	●

ACTIVE SAFETY

Anti-lock brakes (ABS)	●
Convex door mirror	Passenger side
Fog lights - front	●
Hazard warning lights	●
High mounted stop light	●
Rear view mirror	Day/night type
Seatbelt reminder	Driver
Suspension - front	Double wishbone
Suspension - rear	Double wishbone
Traction Control System	●
Transmission shiftlock	●

PASSIVE SAFETY

Airbag SRS	Driver & front passenger
Intelligent Side Airbag	Driver & front passenger
Child safety seat anchorages	x3
Fire retardant interior	●
Front windscreen	Laminated
Fuel tank roll over valve	●
Instrument panel	Padded
Monocoque body construction	●
Progressive crumple zones	Front & rear
Screw type fuel cap	●
Seatbelt pretensioners	Front seating positions
Seatbelts – 3 point ELR	All seating positions
Side impact protection	●
Steering column	Energy absorbing type

DIMENSIONS

Length	4995 mm
Width	1820 mm
Height	1430 mm
Ground clearance – laden	113 mm
Weight – tare	1687 kg
Fuel economy –	
– City (litres/100km)	13.5
– Highway (litres/100km)	10
Fuel tank capacity	68 litres
Wheel size	16 x 7 JJ
Tyre size	215/55 R16 93V
Maximum towing capacity –	
– trailer with brakes	1500kg
– trailer without brakes	750kg
Seating capacity	5

AUDIO

AM/FM Radio, Stereo cassette	●
CD Changer 6 CD capacity	●
Speakers	8
Steering wheel remote control	●
Antenna	In glass type

COLOURS

EXTERIOR	INTERIOR
Indigo Blue Pearl	Cool Grey
Vermont Green Pearl	Ivory
Satin Silver Metallic	Cool Grey
Premium White Pearl	Ivory
Graphite Pearl	Cool Grey
Silky Beige Pearl	Ivory
Nighthawk Black Pearl	Ivory

EXTERIOR COLOURS

INDIGO BLUE PEARL



VERMONT GREEN PEARL



SATIN SILVER METALLIC



PREMIUM WHITE PEARL



GRAPHITE PEARL



SILKY BEIGE PEARL



NIGHTHAWK BLACK PEARL

INTERIOR COLOURS

COOL GREY LEATHER



IVORY LEATHER

● Standard Equipment

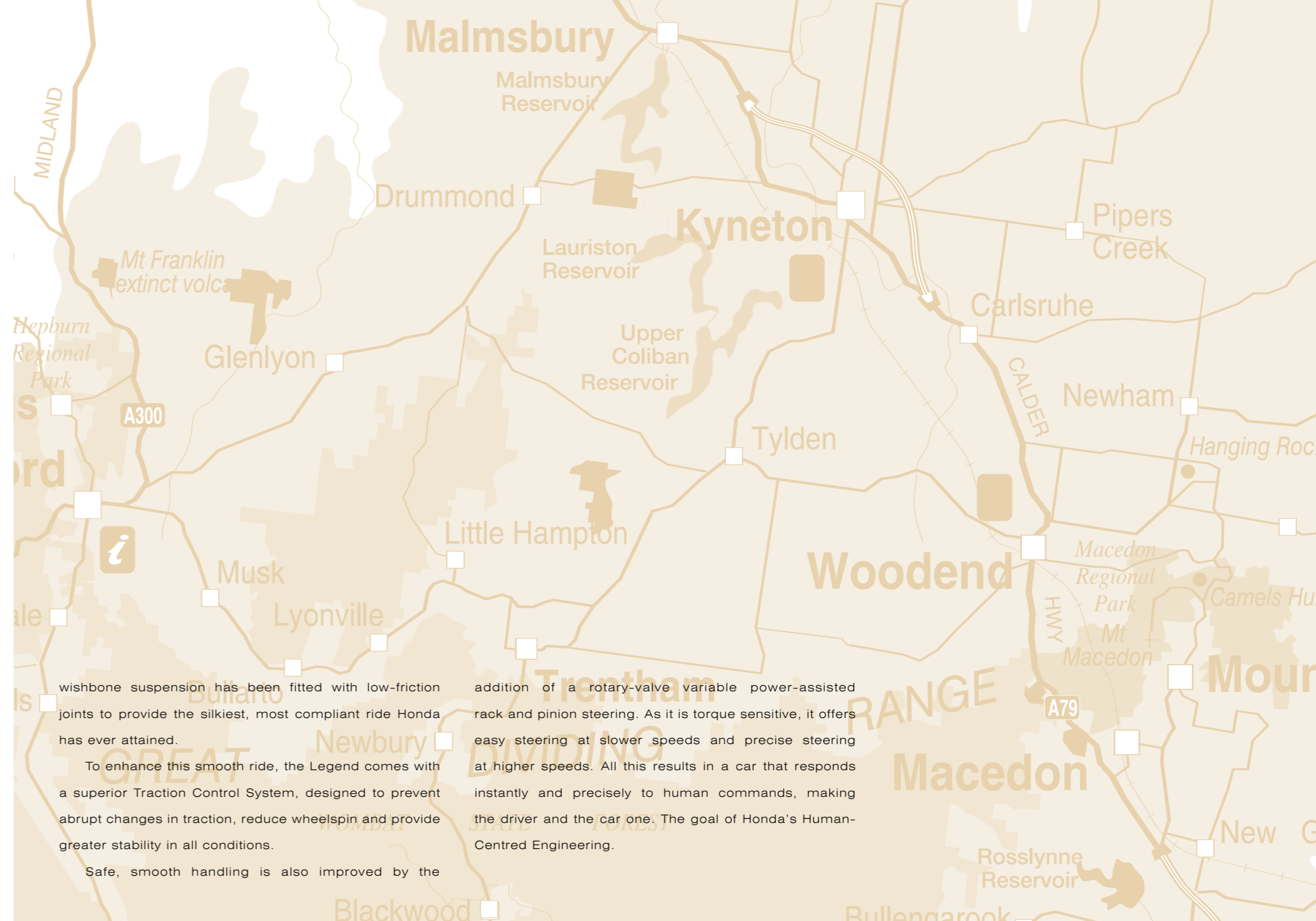


sound dampening, the interior architecture also creates the perfect acoustic environment in which to enjoy your favourite music. This led Honda to develop a customised audio system that offers an unprecedented quality of sound reproduction. Eight precisely located speakers faithfully reproduce in truly crisp high fidelity.

Adding to this atmosphere of refined elegance is a driver's seat which is power adjustable eight ways and

linked by a 2-setting memory to the power adjustable tilt-and-telescopic steering column. This means the seat will automatically adjust to the most comfortable position of the two principal drivers. The passenger seat is also power adjustable four ways and both can be heated in winter. The interior incorporates the very latest discoveries of our dedicated engineering teams. For example, rear seat passengers are at their most comfortable when their

knees and hips are bent at 90 degrees, hence the angle of the seats. To minimise movement, switches on the control console have been precisely angled to feel natural and accessible. For extra comfort, the air conditioning system is bolstered by an extra sub-condenser so that it cools down faster. The Legend is, without a doubt, the most lavishly appointed Honda ever built.



wishbone suspension has been fitted with low-friction joints to provide the silkiest, most compliant ride Honda has ever attained.

To enhance this smooth ride, the Legend comes with a superior Traction Control System, designed to prevent abrupt changes in traction, reduce wheelspin and provide greater stability in all conditions.

Safe, smooth handling is also improved by the

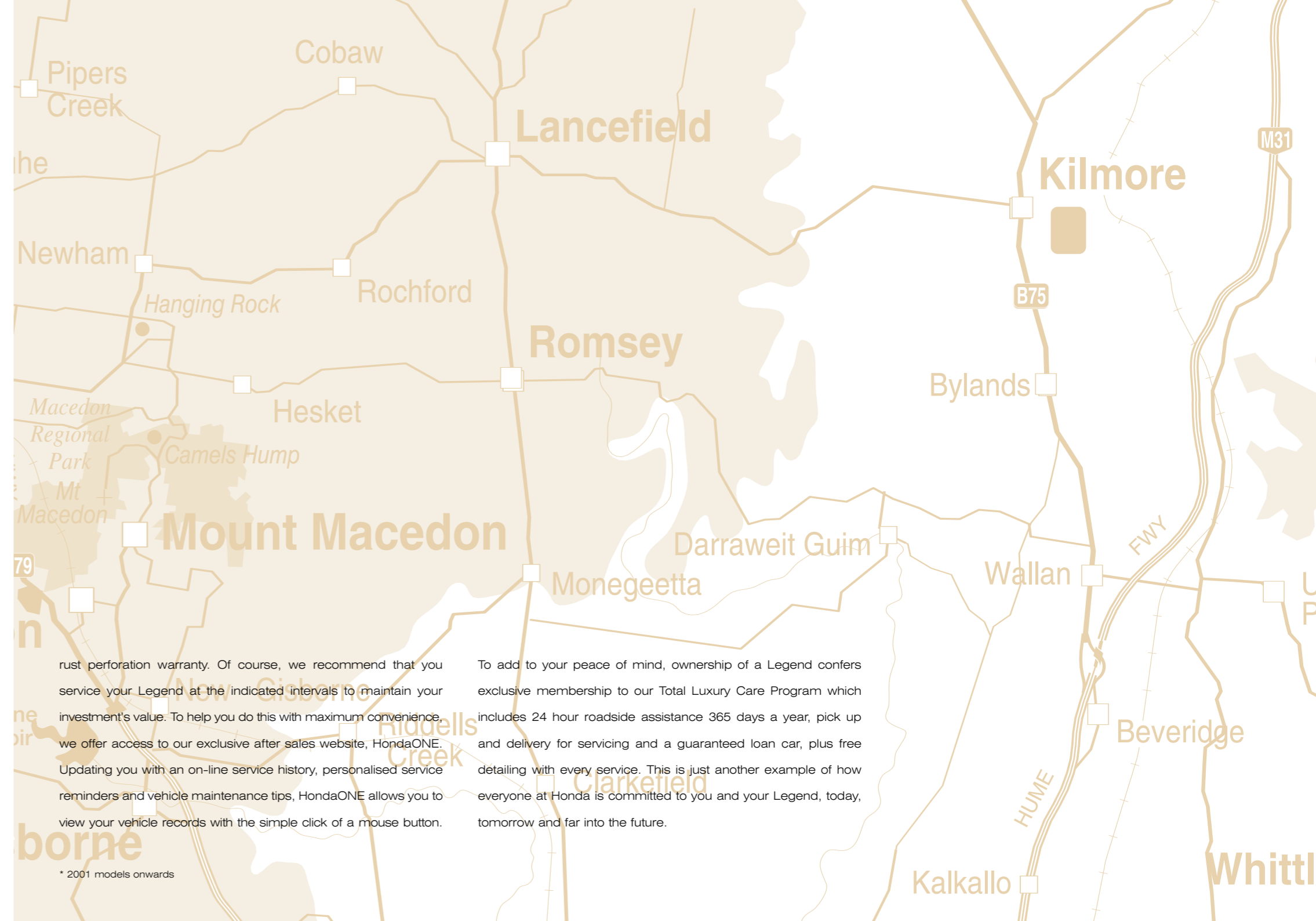
addition of a rotary-valve variable power-assisted rack and pinion steering. As it is torque sensitive, it offers easy steering at slower speeds and precise steering at higher speeds. All this results in a car that responds instantly and precisely to human commands, making the driver and the car one. The goal of Honda's Human-Centred Engineering.



front doors. Further peace of mind comes in the form of an innovative lining in the A and B pillars which helps give front seat passengers added head protection in the event of a side impact. During a collision, front and rear crumple zones dissipate the impact energy to the car. Dual SRS front airbags inflate, protect and deflate instantly, while the addition of intelligent SRS side airbags provides further protection for both the driver and front

seat passenger. Attached to the front seat belts are automatic pretensioners which are triggered by the SRS computer in a nanosecond to hold you safe and secure in your seat. Even in that moment when the unmentionable seems the inevitable, there is the ultimate reassurance of Honda's own 4-wheel Anti-lock Braking System that will retain steering control under severe braking conditions

from slippery roads to split friction surfaces. This truly comes into its own when, for example, you are forced to put two wheels onto an unstable dirt shoulder. Such a commitment to safety means that the Legend meets, and in many cases significantly exceeds, the most stringent governmental safety regulations in the world.



rust perforation warranty. Of course, we recommend that you service your Legend at the indicated intervals to maintain your investment's value. To help you do this with maximum convenience, we offer access to our exclusive after sales website, HondaONE. Updating you with an on-line service history, personalised service reminders and vehicle maintenance tips, HondaONE allows you to view your vehicle records with the simple click of a mouse button.

To add to your peace of mind, ownership of a Legend confers exclusive membership to our Total Luxury Care Program which includes 24 hour roadside assistance 365 days a year, pick up and delivery for servicing and a guaranteed loan car, plus free detailing with every service. This is just another example of how everyone at Honda is committed to you and your Legend, today, tomorrow and far into the future.

* 2001 models onwards