

PAJERO

> EXHILARATING







EXCEED

POWERFUL > PAJERO IS THE LEADER IN ITS CLASS, WITH THE SHEER BRAWN TO REPEATEDLY PULL OFF THE GRUELLING PARIS DAKAR RALLY. BUT WHILE PAJERO HAS EARNED ITS STRIPES IN THE INTERNATIONAL ARENA, ITS REPUTATION FOR DELIVERING A GUTSY PERFORMANCE HAS MADE IT AN INTEGRAL PART OF THE AUSTRALIAN LANDSCAPE.

- > The standard 3.5 litre V6 24 valve fuel-injected engine delivers a massive 140kW of power, plenty of purring energy for any motoring challenge. An optional 3.2 litre turbo direct injection diesel (Di-D) model is also available and delivers heart-stopping power.
- > 01 Pajero Exceed features a distinctly different gear shift and transfer lever panel with a stunning titanium look surround. Active traction control is now standard on Exceed.
- > 02 Exceed features include a sun and wind deflecting rear roof spoiler, black roof rails for the easy addition of roof racks and a body coloured grille with stylish chrome accents.
- > 03 Black face instruments are complemented by Exceed's leather bound steering wheel, gearshift knob and transfer and parking brake lever. The steering wheel and gearshift knob also feature woodgrain style highlights.



> 01

> 02

> 03



EXCEED

GENEROUS > WITH SEATING IN A MULTITUDE OF CONFIGURATIONS, PAJERO CARRIES LOADS OF PASSENGERS AND PARAPHERNALIA WITH EASE AND FLEXIBILITY, WHILE PROVIDING MAXIMUM COMFORT FOR THE DRIVER. WHETHER YOU ARE HEADING OUT TO THE FARM FOR THE WEEKEND, OR JUST DASHING ACROSS TOWN WITH THE KIDS, YOU'LL FIND PLENTY OF NOOKS AND CRANNIES TO STOW YOUR BITS AND PIECES.

- > 01 The driver and front passenger seats in the Exceed are electronically adjustable to suit the preferences of different drivers.
- > 02 A titanium-look switch panel surrounds the power window controls, for when you want to feel fresh air on your face. However the Exceed features climate control, with a second set of controls for rear seat passengers that allows them to fine tune their temperature.
- > 03 Fully integrated side steps continue Pajero's sleek lines and include illumination for those dark country nights.
- > The third row rear seats in the Exceed, can be completely removed or folded into the below the floor storage bay. This gives you abundant space and a totally flat floor for additional cargo. And when the seats are not folded up, you can use the storage bay for extra luggage.

> 01

> 02

> 03









GLS

SPIRITED > PAJERO'S REFINED, ATHLETIC BODY FEATURES A SLEEK FRONT AND REAR BUMPER DESIGN INCORPORATING ATTENTION GETTING HEADLAMPS AND TAIL LAMPS. UNDER THE SURFACE, PAJERO REMAINS AN IMPRESSIVE PERFORMER BOTH ON THE ROAD AND OFF. RESPONSIVE HANDLING MAKES FUN OF WINDING COUNTRY ROADS AND OUTSTANDING GROUND CLEARANCE MEANS PAJERO EASILY PLOUGHS THROUGH STREAMS AND SAFELY TRAVERSES ROCKY TERRAIN. WHEN THE GOING GETS TOUGH, PAJERO'S ALL-WHEEL INDEPENDENT SUSPENSION SYSTEM IS RENOWNED FOR PASSENGER COMFORT WHILE ENHANCING ROADHOLDING AND STABILITY.

- > 01 Pajero brushes up well with 5 spoke 16" alloy wheels on GLS and uniquely designed, 6 spoke alloys on Exceed which are offset by muscular fender arches for athletic appeal.
- > 02 The attractive new grille is designed in sleek black, highlighting the new chrome Mitsubishi badge.
- > Pajero's finely honed body includes colour keyed side sills and door garnishes, integrated side steps and a body colour rear licence plate surround on the tailgate of the GLS.

> 01



> 02



GLS


CONFIDENT > WHILE PAJERO IS SUPERBLY ENGINEERED TO DEAL WITH THE EXCITING RIGORS OF OFF ROAD DRIVING, YOU KNOW THERE'S A LOT TO BE SAID FOR MAKING THE JOURNEY PLEASURABLE. FOR ADDED PASSENGER COMFORT AND SAFETY, ALL SEATS ARE ENHANCED BY THE ADDITION OF SEE-THROUGH AND SOLID, HEIGHT-ADJUSTABLE HEADRESTS.

- > 01 The ergonomically-designed cockpit means that Pajero's comprehensive range of instruments and controls are placed at the driver's fingertips for maximum convenience and safety. Their placement has been carefully calibrated to prevent drivers hitting them accidentally during aggressive off-road driving. Driver and Passenger SRS airbags are standard on Pajero GLS and Exceed, plus the Exceed also features the additional protection of Side Airbags.
- > 02 The front windscreen sunshade band in the GLS helps you stay focussed despite those glaringly bright outback days.
- > An anti-theft engine immobiliser is standard on all models.

> 01



> 02









GLX


AGILE > WHEREVER YOU GO IN THE OUTBACK, PAJERO IS ENGINEERED FOR SUPERIOR DRIVER CONFIDENCE. FROM SLIPPERY HILLS TO DUSTY TRACKS, PAJERO'S SUPER SELECT 4WD II HAS FOUR MODES OF CONTROL TO MEET THE CHALLENGE. CHOOSE BETWEEN 2WD, FULLTIME 4WD AND BOTH HIGH AND LOW RANGE 4WD – WHICH ARE ALL EASILY ENGAGED VIA THE EFFORTLESS, ELECTRONICALLY CONTROLLED, TRANSFER LEVER.

- > Super Select delivers optimum driving control for every possible situation from highway cruising, to snow and mud-soaked paddocks. And the enhanced 4H high-range four-wheel drive mode is ideal for times when you require fulltime 4WD.
- > 01 Cruise Control is standard on all Pajero models and features a convenient steering wheel mounted control. Set the pace, focus on the road and the journey that lies ahead, not the speedometer.
- > 02 Standard central locking is combined with the convenience of remote keyless entry.
- > 03 While Pajero deals with the conditions outside, you can regulate the conditions inside. A flick of a switch and power windows delivering a whoosh of fresh air. Or close them to the heat and dust and turn up the airconditioning.

> 01

> 02

> 03




GLX

RACY > WHILE IT'S AS TRUSTWORTHY AS YOUR BEST MATE, PAJERO HAS ALSO EARNED ITS STRIPES IN THE INTERNATIONAL ARENA AS A STAR PERFORMER IN THE GRUELLING PARIS TO DAKAR RALLY. CLOSER TO HOME HOWEVER, ITS REPUTATION FOR DELIVERING A GUTSY PERFORMANCE HAS MADE IT AN INTEGRAL PART OF THE AUSTRALIAN LANDSCAPE.

- > Pajero's refined body increases visibility for the driver. Low bonnet height and large window area combine with a low spare tyre position to ensure that you can see in all directions.
- > The sophisticated suspension and steering systems on the car mean that Pajero boasts a tight 11.4m turning circle.
- > With power to burn, Pajero can tow a 2500kg load with ease. So you can still enjoy effortless performance when hooking up the caravan for a family trip to the coast.
- > The centre seat in the second row incorporates a lap-sash seatbelt and this row features a 60/40 split to give you a choice of passenger and cargo options.









DiD

GUTSY > THE MOST INNOVATIVE AND AWARDED 4WD* IN AUSTRALIA HAS A POWERFUL ALTER EGO - THE TURBO DIRECT INTERCOOLED INJECTION DIESEL PAJERO. THIS SPIRITED ENGINE IS AS RUGGED AND POWERFUL, AS THE OUTBACK IS DEMANDING. BUILT TO EASILY AND COMFORTABLY TRAVERSE EVEN THE TOUGHEST TERRAIN, PAJERO DI-D PERFORMS LIKE A PETROL ENGINE WHILE DELIVERING ALL THE INHERENT BENEFITS OF A DIESEL. BUT PERHAPS MOST IMPORTANTLY, IT BOASTS MORE POWER AND TORQUE THAN ANY OTHER MID-SIZE DIESEL 4WD.**

- > 01 Jump behind the wheel, put your foot down and feel the raw power, effortless performance and quick throttle response of the new 3.2 litre Di-D engine. The 4-valve per cylinder DOHC valve train optimises breathing efficiency allowing the engine to produce more pure grunt when you need it most. The intercooled turbo Diesel makes for heart-stopping power delivering 121kW at 3800rpm and 373 Nm of torque at 2000rpm.
- > 02 The smooth, 5 speed manual transmission is standard on Pajero Di-D, but you can enjoy the ease of 'SPORTS MODE' sequential gear-shifting coupled with INVECS II 'Smart Logic' on the 5 speed automatic model.
- > 03 The easy folding third row rear passenger seats disappear completely out of sight into the intelligently designed underfloor cavity.


* Winner of the prestigious Best 4WD award from Australia's Best Cars in 2000 and 2001.

** As at November, 02.

> 01

> 02

> 03




DiD

UNCOMPROMISING > PAJERO BOASTS ALL THE SAFETY FEATURES WHICH HELP MAKE LIFE ON THE ROAD, A LITTLE LESS CHALLENGING. THAT'S BECAUSE SAFETY IS A FUNDAMENTAL VALUE BUILT INTO THE DESIGN. SO YOU CAN REST EASY KNOWING THAT NO MATTER HOW FAR FROM HOME YOU ROAM, YOU AND YOUR FAMILY ARE TRAVELLING IN A PROTECTIVE COCOON INCORPORATING LEADING EDGE SAFETY FEATURES.

- > Pajero's sturdy monocoque body provides a steel cage of safety for you and your passengers. With impact absorbing crushable zones, the body is also reinforced at critical points.
- > Pajero's all-wheel independent suspension system is complemented by front double wishbones with coil springs and a rear multi-link system which cushion performance over rough or smooth terrain.
- > Large ventilated disc brakes give you maximum stopping power. Plus you can choose the added reassurance of the Multi Mode Anti-Lock Braking System (ABS), which is standard on Exceed. This intelligent 4 channel, 4 sensor braking system monitors different wheel speeds and then activates the brakes to individual wheels when required to deliver superior control.
- > 01 The spacious, lower glovebox compartment features a convenient light so there's no more fumbling around for maps, sunglasses and lost keys.
- > 02 Uniquely designed, 6 spoke alloys on Exceed are offset by muscular fender arches for athletic appeal.

> 01

> 02





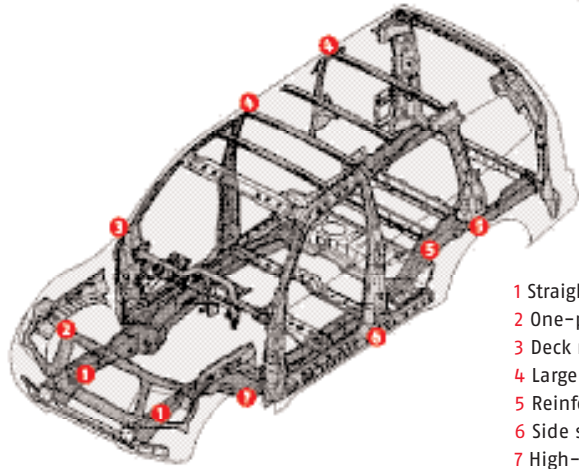




FEARLESS > WHEN YOU WANT TO PUSH THE LIMITS, FROM TIME TO TIME, IT'S GOOD TO KNOW THAT PAJERO IS ALWAYS IN CONTROL WITH THE DRIVING GENIUS OF INVECS II 'SMART LOGIC' 5 SPEED AUTOMATIC TRANSMISSION WITH 'SPORTS MODE' SEQUENTIAL GEAR-SHIFTING.*

- > The devil is in the detail, and design is critical to Pajero's performance and security.
 - > The INVECS II computer cleverly anticipates the style of the driver and the road conditions to automatically plot optimum gear change and gear change timing.
 - > The 'SPORTS MODE' sequential gear-shifting gives you the choice of manual or automatic modes with a simple flick of the gearshift. Turning your automatic into a sporty clutchless manual. Together, they're a perfect match that can take on whatever the outback dishes up.
 - > No matter how slippery or rugged conditions get, stay in touch with Active Traction Control on the Exceed Petrol model. This intelligent system replaces the need for a limited slip differential, by electronically sensing if one wheel is losing traction and then sending extra power to the other wheel with good road traction – to keep you moving.
 - > Exceed Diesel also boasts Active Stability Control which automatically recognises understeer or oversteer and applies braking to the diagonal wheel to keep you on line through corners. So you can confidently enjoy spirited driving and safer cornering, while staying in control.
 - > The theme of interior comfort carries through interior from the ergonomically designed cockpit to the sophisticated audio system, including a 4 speaker radio and CD player. While Exceed comes with an in-dash 6-disc CD changer with 6 speakers.
- * 5-speed manual transmission is standard.

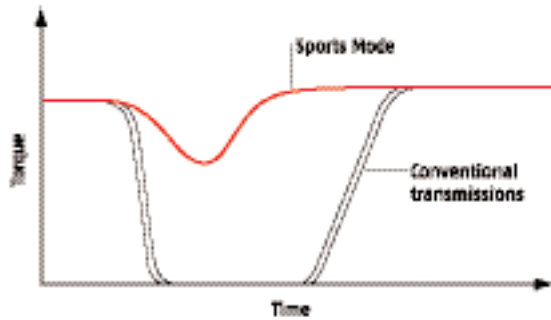
MONOCOQUE BODY WITH BUILT-IN FRAME



- 1 Straight frame with large cross section
- 2 One-piece front-end panel
- 3 Deck reinforces joint
- 4 Large reinforcements
- 5 Reinforced joints between frame members
- 6 Side sill with large cross section
- 7 High-rigidity, high-strength strut housing

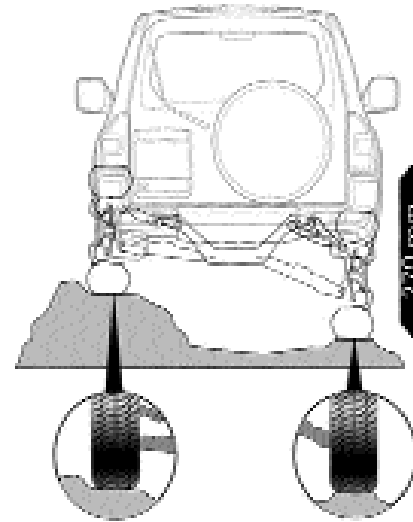
Integral to Pajero is a safety enhanced body with a highly rigid cabin, impact absorbing crushable zones, a lower centre of gravity and increased comfort. The body structure is based around a one piece shell with high levels of bending and torsional rigidity delivering superior handling and performance.

SPORTS MODE AUTOMATIC TRANSMISSION



When the Sports Mode function is engaged the transmission computer monitors the engine speed to prevent potentially damaging or dangerous shifts, while allowing drivers to manually shift gears without using a clutch. The advantage is that clutch-free operation reduces rev and torque loss usually associated with engaging and disengaging gears, maintaining precious momentum in sticky off-road situations.

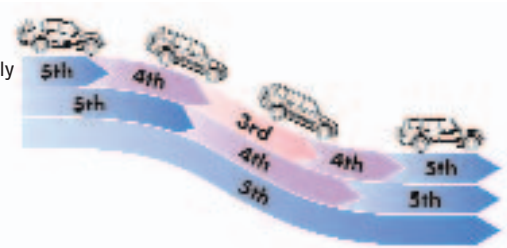
INDEPENDENT MULTI-LINK REAR SUSPENSION



For superior road handling, Pajero boasts lighter, independent multi-links with coil springs, combined with increased suspension travel and track. This results in the uneven upper and lower arms delivering maximum tread contact on rough terrain, while minimising camber and track changes. The independent layout also reduces understeer and improves cornering stability to enhance ride comfort both on, and off, the road.

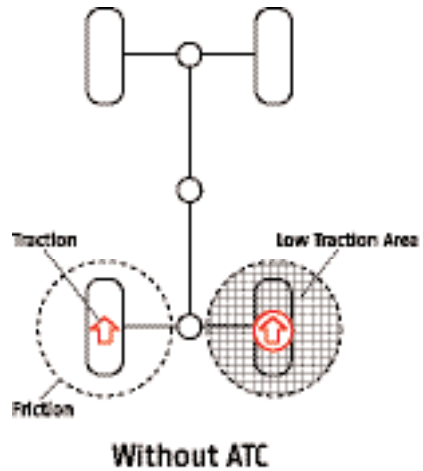
INVECS-II SMART LOGIC

Drivers who brake frequently
Average drivers
Drivers who seldom brake

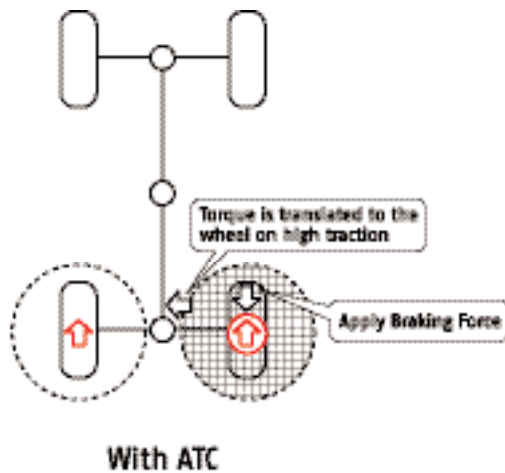


To provide smoother shifting, the on-board computer records each driver's preferences through data such as engine output, tyre load and foot braking. The control logic then adapts the gearshift timing to suit the driver's style, while minimising torque fluctuation for effortless acceleration and a more predictable ride.

OVERVIEW OF ACTIVE TRACTION CONTROL (ATC)



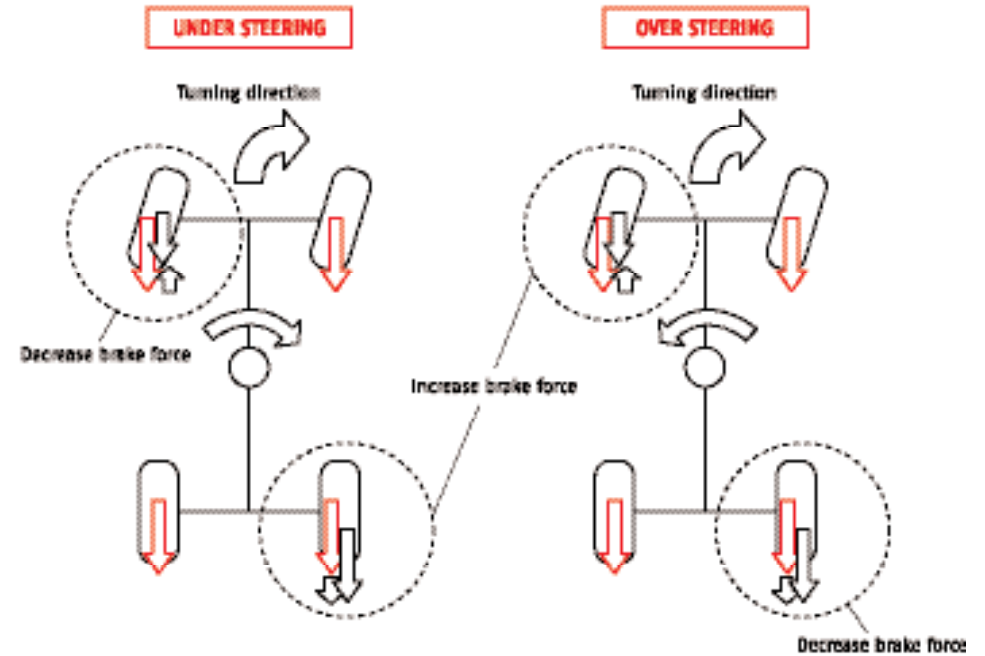
Traction is lost because of the wheel spinning on a low traction area.



ATC applies brake to the spinning wheel. Traction isn't lost. ATC activates all transfer mode and all driving wheels individually.

OVERVIEW OF ACTIVE STABILITY CONTROL (ASC)

EXAMPLE RIGHT TURN AND PEDAL BRAKING



Active Stability Control (ASC) works in emergencies by using the engine to help control and prevent understeer or oversteer, by applying increased and decreased braking forces to diagonally opposed wheels. This operates through all speed ranges and does not need driver intervention. ASC can be turned off when the vehicle is travelling less than 40 km/hour, and is automatically switched on if the velocity is more than 80km/hour, the lateral acceleration is greater than 0.4G, and the brake switch is 'on'. It is optimised for all driving situations, and all transfer positions 2H, 4H and 4HLc.



ENGINE

V6 3.5 litre SOHC 24 valve	
Maximum Power (DIN)	140kW @ 5000rpm
Maximum Torque (DIN)	303Nm @ 3500rpm
3.2 litre DI-D DOHC 16 Valve Intercooled Turbo Diesel	
Maximum Power (DIN)	121kW @ 3800rpm
Maximum Torque (DIN)	373Nm @ 2000rpm

Fuel system

V6 3.5 litre SOHC 24 Valve	ECI-Multi fuel injection
3.2 litre DI-D Intercooled Turbo Diesel	Electronic controlled direct injection

BRAKES

Power assisted	LSPV (Load Sensing Proportioning Valve) EBD (Electronic Brake Force Distribution) on ABS models
Front	16" ventilated disc
Rear	16" ventilated drum-in-disc

SUSPENSION

Front	Double wishbone coil spring & independent stabiliser bar
Rear	Multi-link coil spring & independent stabiliser bar

ELECTRICAL SYSTEM

	PETROL	DIESEL
Battery	520 CCA/118 RC	622 CCA/159 RC
Alternator	100 amp	125 amp

STEERING

Power assist - rack and pinion

WHEELS

GLX	6.0JJ x 16" styled steel
GLS	7.0JJ x 16" alloy - 5 spoke
EXCEED	7.0JJ x 16" alloy - 6 spoke

TYRES

GL, GLX models	235/80R 16" steel belted radial
GLS, Exceed models	265/70R 16" steel belted radial

PETROL GEAR RATIO AND TRANSFER

Gear Ratio	Manual	Automatic
1st	4.234	3.789
2nd	2.238	2.057
3rd	1.398	1.421
4th	1.000	1.000
5th	0.819	0.731
Reverse	3.553	3.865
Transfer		
High	1.000	1.000
Low	1.900	1.900

DI-D GEAR RATIO AND TRANSFER

Gear Ratio	Manual	Automatic
1st	4.234	3.789
2nd	2.238	2.057
3rd	1.398	1.421
4th	1.000	1.000
5th	0.760	0.731
Reverse	3.553	3.865
Transfer		
High		1.000
Low		1.900

FUEL TANK CAPACITY

90 litres

FUEL CONSUMPTION (AS2877)

Petrol models V6 3.5 (Litres per 100 kms)

	Manual	Auto
City	14.6	14.7
Highway	10.7	10.9

These figures are obtained from controlled laboratory tests conducted by Mitsubishi Motors to Australian Standard AS2877 and are provided to assist you in comparing the fuel consumption of Pajero with other vehicles. The actual fuel consumption you achieve will depend, however, on many factors, including your driving habits, the prevailing conditions and your vehicles equipment, condition and use.

DIMENSIONS - MM

	GLX	GLS	EXCEED
Overall length	4810	4830	4830
Overall width	1885	1895	1895
Overall height	1855	1855	1885
Wheelbase	2780	2780	2780
Track - front	1560	1560	1560
Track - rear	1560	1560	1560
Turning circle (Kerb to Kerb)	11.4	11.4	11.4

LOAD AREA - MM

	GLX	GLS	EXCEED
Length (seat down)	1495	1495	1495
Width	1405	1405	1405
Height	1105	1105	1105
Minimum width at wheel arches	1030	1030	1030

GROUND CLEARANCE

	GLX	GLS	EXCEED
Clearance - Petrol (mm)	235	235	235
Clearance - Di-D (mm)	225	225	225
Approach angle (°)	39	39	39
Departure angle (°)	24	24	24
Ramp angle (°)	24.5	24.5	24.5
Fording depth (mm)	600	600	600



WEIGHT - KG	GLX	GLS	EXCEED	FEATURES	GLX	GLS	EXCEED	INTERIOR	GLX	GLS	EXCEED
KERB MASS				<ul style="list-style-type: none"> • Standard ○ Optional – Not Available ◇ Available as part of an Option Pack only 				Manually controlled airconditioning with rear seat heater ducts	•	•	–
Petrol Manual	2070	2090	–					Dual automatic climate controlled airconditioning with rear seat heater ducts	–	–	•
Petrol Automatic	2070	2090	2130	EXTERIOR				Keyless central door locking system (includes tailgate lock and 2 fobs)	•	•	•
Diesel Manual	2120	2140	2180	Spare tyre mounting with lock	•	•	•	Front and rear door power windows	•	•	•
Diesel Automatic	2120	2140	2180	Front skid plate	•	•	•	Driver's airbag	•	•	•
GROSS VEHICLE MASS				Fuel tank protector	•	•	•	Passenger airbag	◇	•	•
Petrol Manual	2760	2760	–	Scuff plate	•	•	•	Child-protection rear door locks	•	•	•
Petrol Automatic	2760	2760	2760	Door mirrors – black electrically controlled	•	•	–	Day/night rearview mirror	•	•	•
Diesel Manual	2810	2810	2810	Door mirrors – chrome electrically controlled	–	–	•	Tilt steering column	•	•	•
Diesel Automatic	2810	2810	2810	Intermittent wiper and washer	•	•	•	4-spoke urethane steering wheel	•	•	–
GROSS COMBINATION MASS				Headlamp washers	–	–	•	4-spoke Wood & leather steering wheel	–	–	•
Petrol Manual	5260	5260	–	Fog lamps (front)	–	–	•	Front room lamp with timer and front map lamps	•	•	•
Petrol Automatic	5260	5260	5260	Fog lamp (rear)	•	•	•	Back-lit meters – incl. digital trip meter, 4WD indicator, door ajar indicator, tachometer	•	•	•
Diesel Manual	5310	5310	5310	Front & rear bumper – colour coded	•	•	•	Black face instrument meters	•	•	•
Diesel Automatic	5310	5310	5310	Rear towing hook	•	•	•	Sunshade Band	–	•	•
TOWING CAPACITY - KG				Tow hook	•	•	•	Titanium look power window switch panel surround	–	–	•
With trailer brakes	2500	2500	2500	Colour coded wheelhouse mouldings	–	•	•	Side Airbags	–	◇	•
Without trailer brakes	750	750	750	Colour-keyed side sills and door garnishes	–	•	•	Titanium look gearshift & transfer lever panel surround	–	–	•
				Integrated side steps	–	•	–	Leather wrapped gearshift knob, transfer & park brake lever	–	–	•
				Integrated side steps with illumination	–	–	•	Wood Print dash panel	–	–	•
				Colour-keyed rear licence plate garnish in tailgate	–	•	•				
				Black roof rails	–	–	•				
				Rear roof spoiler	–	–	•				
				Front grille – black	•	•	–				
				Front grille – body colour with chrome accents	–	–	•				

(Subject to State regulations and towbar designs. For further information refer to the Pajero Owner's Manual.)



	GLX	GLS	EXCEED		GLX	GLS	EXCEED		GLX	GLS	EXCEED
FRONT SEATS				INTERIOR STORAGE				MECHANICAL			
Seats - full fabric	•	•	-	Upper and lower console box with slide-adjustable armrest	•	•	•	3.5 litre V6 SOHC 24 valve ECI-multi petrol engine (LPG compatible)	•	•	•
Seats - leather facing (black or sandstone)	-	-	•	Coin box	•	•	•	3.2 litre DI-D Intercooled Turbo Diesel	◦	◦	◦
Dual height adjuster for driver's seat	-	•	-	Upper glove box	•	•	•	5 speed manual transmission	•	•	•
Power driver's and passenger seat with 4 way adjustment	-	-	•	Lockable lower glove box with illumination	•	•	•	INVECS-II 'Smart Logic' 5 speed automatic transmission with			
Height-adjustable seatbelt anchors	•	•	•	Accessory socket inside floor console box	•	•	•	'SPORTS MODE' sequential gear-shifting	◦	◦	◦
Height & tilt adjustable see-thru type Headrests	•	•	•	Accessory socket (rear)	•	•	•	Super Select II 4WD	•	•	•
2ND ROW SEATS				AUDIO				OPTION PACKS			
60:40 split seat - full fabric	•	•	-	RV meter - external temperature, digital quartz clock,date, compass, barometer, altimeter, maintenance schedule, auto temp control (Exceed only), wheel speed (ABS models only)	-	•	•	Electronic immobiliser	•	•	•
60:40 split seat - leather	-	-	•	Cargo room lamp	•	•	•	Cruise control	•	•	•
Reclining adjuster and tumble-type fold-up function	•	•	•	Inner tailgate handle	•	•	•	ABS	◊	◊	•
2nd row passengers' personal lamps	•	•	•	Cargo room hook	4	4	4	Limited slip differential	•	•	-
Height & tilt adjustable see-thru type Headrests	•	•	•	Tailgate pocket	•	•	•	Synchronised front free differential	•	•	•
Solid type Centre Headrest	•	•	•	Underfloor compartment	•	•	•	Active Traction Control (petrol models only) replaces LSD	◊	◊	•
Centre seatbelt lap-sash (3pELR)	•	•	•	2 x Coat Hooks	•	•	•	Active Stability Control (diesel models only) replaces LSD and incorporates ATC	◊	◊	•
3RD ROW SEATS				AM/FM security coded single CD player - speakers In-dash 6 disc CD changer				Passenger airbag			
Front-facing bench seat - full fabric	•	•	-		4	4	6	ABS and passenger airbag	◦		
Front-facing bench seat- leather look	-	-	•		-	◊	•	ABS, Passenger airbag and Active Traction Control (petrol models only)	◦		
Stowage function/removable	•	•	•					ABS, Passenger airbag and Active Stability Control (diesel models only)	◦		
Height adjustable see-thru type Headrest	•	•	•					ABS and in-dash 6 disc CD changer		◦	
								ABS, in-dash 6 CD stacker, side airbags and Active Traction Control (petrol models only)		◦	
								ABS, in-dash 6 CD stacker, side airbags and Active Stability Control (diesel models only)		◦	
								Electric sunroof - tilt / slide			◦

PAINT COLOURS M = METALLIC P = PEARLESCENT



Atlantic Green (P)



Sophia White



Fraser Beige (M)



Pyrenees Black (P)



Satellite Silver (M)



Grand Blue (P)



Grand Blue (P) / Queens Silver (M)



Sophia White / Satellite Silver (M)



Roanne Red / Queens Silver (M)



Atlantic Green (P) / Queens Silver (M)



Pyrenees Black (P) / Queens Silver (M)



Satellite Silver (M) / Queens Silver (M)



Galaxy White

MONOTONE COLOURS

MODEL	TRIM	ATLANTIC GREEN (P)	FRASER BEIGE (M)	PYRENEES BLACK (P)	SATELLITE SILVER (M)	GRAND BLUE (P)	SOPHIA WHITE	GALAXY WHITE
GLX	Grey Fabric	•	•	•	•	•	•	
GLS	Grey Fabric		•	•	•	•		
EXCEED	Beige Leather		•	•				
EXCEED	Black Leather		•	•	•	•	•	•

TWO-TONE COLOURS

MODEL	TRIM	ATLANTIC GREEN (P) / QUEENS SILVER (M)	PYRENEES BLACK (P) / QUEENS SILVER (M)	SATELLITE SILVER (M) / QUEENS SILVER (M)	SOPHIA WHITE / SATELLITE SILVER (M)	ROANNE RED / QUEENS SILVER (M)	GRAND BLUE (P) / QUEENS SILVER (M)
GLS	Grey Fabric	•	•	•	•	•	•
EXCEED	Beige Leather	•	•		•	•	
EXCEED	Black Leather		•	•	•		•

M = METALLIC P = PEARLESCENT

> 01



> 02



> 03




> 04




> 05



> 06



> 07



> 08



GENUINE ACCESSORIES

Genuine Mitsubishi accessories add value and flair to new Pajero. They're styled to perfectly complement Pajero's lines and like Pajero, they're tough enough to withstand anything nature can dish out. All Genuine Mitsubishi accessories are covered by Mitsubishi's New Car Warranty when fitted at point of sale of the new vehicle. A 12 month/20,000km warranty applies to accessories when fitted later.

> 01 ALLOY FRONT PROTECTION BAR - EXCEED

This great looking alloy bar protects the front of your Pajero and has mounting positions for driving lights. It has been fully tested to meet our demanding company standards and is both ADR69 compliant and air bag compatible. The Exceed bar accommodates the standard fog lights and headlight washers.

> 02 NUDGE BAR ALLOY

Provides excellent grille protection preventing against minor damage and is fully airbag compatible. Also features a spotlight mounting bar.

> 03 ALLOY WHEELS - SHOGUN

Add style & personality to your Pajero with these 7.0JJ x 16" alloy wheels. Package includes four wheels, nuts, centres & retaining rings. Available for GL and GLX models.

> 04 BONNET PROTECTOR

Deflects flying stones and prevents chipping of the bonnet paintwork.

> 05 CARGO BARRIER

With its transparent polycarbonate hatch, this dual position barrier provides a safe exit from the cargo area to avoid entrapment. It also allows access to the cargo area from the rear passenger seat.

> 06 CARGO LINER - GLX, GLS + EXCEED

Custom moulded hard wearing skid resistant surface, perfectly designed to fit NM Pajero's rear cargo area. Easily removed for cleaning. * Cargo Liner cannot be fitted in conjunction with a Cargo Barrier

> 07 CARGO NET

Strong and durable, it is designed to secure loose items in the rear of the vehicle. Clips on to existing anchorage points.

> 08 CARPET MAT

Made from superior quality materials, these mats are available for front and rear floors. Features a retaining eyelet on the driver's mat to prevent it slipping under the pedals. Colour complements interior trim colour.

> 09 CD STACKER

Six disc stacker is totally compatible with the existing CD/radio system and is mounted in the centre console.

> 10 DOOR HANDLE PROTECTORS

Chromed door handle protectors are a smart accessory that will protect the paintwork from being scratched by keys or rings.

> 11 FENDER FLARES

Made from durable plastic these flares enhance the appearance of the vehicle and can be painted in body colour. GL/GLX only

> 12 FOG LIGHT COVERS - EXCEED

Constructed from heavy-duty acrylic, clip on covers reduce the risk of damage caused by flying stones.

> 13 GRILLE GUARD

Designed specifically for NM Pajero. It'll add a great new look to the front of the vehicle whilst not restricting airflow. Available in Satellite Silver or Queens Silver, the Grille Guard is air bag compatible and ADR 69/00 compliant.


> 16




> 17



> 18




> 19



> 20



> 21



> 22




> 23



> 09



> 10



> 11



> 12



> 13



> 14



> 15



> 14 HEADLAMP PROTECTORS

The guards shield headlights from flying stones. They're both easy to clip on and remove for cleaning.

> 15 MOULDED DASH MATS

Premium velour style carpet with a technically advanced moulded backing to provide a precision fit. Stylish and smart, with a smooth look to compliment the car interior.

> 16 REAR DEFLECTOR

Its sleek aerodynamic design helps prevent dust and dirt from accumulating on the rear window. of colours to integrate perfectly with your vehicle.

> 17 REAR WINDOW DUST DEFLECTOR

This stylish accessory assists in preventing dust and dirt from collecting on the rear window.

> 18 ROOF RACK - COMMERCIAL

The 3-Bar roof rack has a load carrying capacity of 100kg and is easily installed using the securing clips in the roof channels. It can be readily adapted to accept various specialist attachments for ladders, mesh baskets etc.

> 19 ROOF RACK - SPORTS

Provides 60kgs of carrying capacity and is aerodynamically styled to reduce wind noise. Made from anodised extruded aluminium and easy to install thanks to channel mounting slips. Easily adapted to accept attachments for carrying loads such as surfboards, skis and bikes.

> 20 SCUFF PLATE

These attractive and stylish front scuff plates made of stainless steel will protect the front side sill from scratches and rub marks. The Pajero Logo on the plates is made of non-slip material.

> 21 SIDE STEPS

Made from aluminium with non-slip tread, these side steps allow easier entry to the vehicle and provide excellent access to the roof area.

> 22 SPARE WHEEL COVER - VINYL 16"

This durable spare wheel cover offers protection and is easy to clean.

> 23 SPARE WHEEL COVER IN COLOUR-CODED PLASTIC

This two-piece, plastic spare wheel cover comes in different colours to suit the style and colour of your vehicle.

> 24 TOWBARS

With a choice of either a 1200kg or 2500kg towing capacity, the towbars can be complemented with an optional 50mm towball. For detailed towing instructions refer to your owner's manual.

> 25 WEATHERSHIELD

Prevents wind, rain and water run-off from entering the vehicle, whilst driving with a slightly open window. Available for both driver and passenger side windows.

> 26 ROOF RACK - EXCEED

Provides 60kg of carrying capacity and is aerodynamically styled to reduce wind noise. Made from anodised extruded aluminium and are easy to install onto the roof rails. Easily adapted to accept attachments for carrying loads such as surfboards, skis and bikes.

> 27 CARGO CARPET MAT

Full fitting protective rear cargo mat manufactured in hard wearing and durable polypropylene cut pile material. Available in Grey, Beige and Black.

> 24



> 25



> 26



> 27



VISIT WWW.MITSUBISHI-MOTORS.COM.AU > AT OUR INTERACTIVE WEBSITE YOU CAN VIEW A 360° VISUAL PRESENTATION OF PAJERO AND FIND MORE COMPREHENSIVE DETAILS OF SPECIFICATIONS, FEATURES AND ACCESSORIES.

DEALER STAMP

MITSUBISHI MOTORS AUSTRALIA LTD. OFFERS A 3 YEAR/100,000 KILOMETRE NEW VEHICLE WARRANTY AND A 5 YEAR PERFORATION CORROSION WARRANTY ON MITSUBISHI PAJERO. ALWAYS CONSULT YOUR AUTHORISED MITSUBISHI DEALER FOR THE LATEST DETAILS ON SPECIFICATIONS, OPTIONS, PRICES, AVAILABILITY AND CONDITIONS ON NEW VEHICLE WARRANTY. ALL PRODUCT ILLUSTRATIONS AND SPECIFICATIONS REFERRED TO HEREIN ARE CORRECT AT THE TIME OF PUBLICATION APPROVAL. SOME OF THE EQUIPMENT SHOWN IS OPTIONAL AT EXTRA COST AND SOME OPTIONS MAY BE REQUIRED IN COMBINATION WITH OTHER OPTIONS. SUBJECT TO ANY APPLICABLE FEDERAL, STATE OR TERRITORY LAWS OR ORDINANCES WHICH MAY APPLY FROM TIME TO TIME. MITSUBISHI MOTORS AUSTRALIA LTD. RESERVES THE RIGHT, WITHOUT NOTICE OR OBLIGATION, TO DISCONTINUE OR MAKE CHANGES TO DESIGNS, SPECIFICATIONS, COLOURS AND MATERIALS OF THE OPTIONS AND PRODUCTS REFERRED TO HEREIN AT ANY TIME WITHOUT INCURRING ANY LIABILITY TO ANY PURCHASER THEREOF.