




MITSUBISHI
MOTORS
engineered to excite




MITSUBISHI
MOTORS
engineered to excite



TESTED BY THE BEST IN THE BUSINESS

At Mitsubishi our cars face the ultimate test - rally driving. The lessons learnt from driving on bone-shaking, suspension-shattering terrain gives all of our cars uncompromising durability and reliability. The Lancer is no exception.

Over forty years of rally championships around the world have become the testing grounds for production of Mitsubishi vehicles. Like the punishing desert terrain of the Dakar - the world's toughest off-road rally plus the Australian and World Rally Championships, where Mitsubishi vehicles have been consistent winners.

It's Mitsubishi's commitment to constantly evolving technology that has seen our cars win some of the world's toughest rally races time and time again. The Lancer is yet another chapter in a long-running history of performance vehicles that transcend the world of rally driving to excel at everyday motoring.



ENGINEERED TO EXCITE

Take the wheel of a new Lancer and discover the true essence of performance and technology. Technology like the 2.4L MIVEC powertrain delivering 25% more power than our previous rally bred engine. And the rally bred 'Sports Mode' automatic sequential gearshift allowing optimal driver control, combined with the INVECS II 'Smart Logic' transmission system.

Whatever your driving requirements, Lancer has you covered with aggressive exterior styling, a refined sporty interior and the assurance of advanced safety control systems.


Technology, reliability and increased performance in our Lancer range is more impressive than ever. What we learn on the racetrack with our rally winning competition vehicles and tarmac-tearing Evolution Lancers is brought to you in our entire range of vehicles engineered to excite.

LANCER VR-X

The rally bred VR-X Sedan and Sportswagon are no ordinary road vehicles. Aggressive exterior styling, sports interior and advanced driver technology, mean these rally-bred vehicles give a new dimension to your driving.

Standard features include 16" alloys, lowered sports suspension with front strut brace, rear stabiliser bar, privacy glass, sports mesh grille, a chrome exhaust tip and aggressive front fog lamps. Heart stopping performance is combined with incredible braking power from front ventilated discs and solid rear disc brakes. ABS with Electronic Brakeforce Distribution (EBD) assists safe braking.

With a full colour-coded body kit and the choice of a 'Sports Mode' sequential automatic or rally bred 5-speed manual transmission, you'll find this drivers' car is as exciting to drive as it is to own.



- 1 Body Kit with Rear Spoiler
- 2 Front Strut Brace
- 3 Chrome Exhaust Tip
- 4 Integrated Front Fog lamps
- 5 16" Alloys



LANCER VR-X

The new sporty interior in the Lancer VR-X Sedan and Sportswagon is sure to hold you tight in the drivers seat.

The rally-style white instrument dials and leather steering wheel, parking brake and gearshift, create a sporty interior with performance enhanced driving controls at your fingertips. VR-X models feature a 6-speaker, 6 CD changer AM/FM stereo, automatic climate control air conditioning, tinted privacy glass and dark titanium control panels.

With standard features across the range of Lancers, including power windows, cruise control, driver and passenger SRS airbags and power steering, you'll have great looks and superior performance.




1 6-Speaker,
6 CD Changer,
AM/FM Stereo

2 'Sports Mode'
Transmission

3 Automatic
Climate Control
Air Conditioning

4 Aluminium Sports
Pedals

5 Sports Seats



LANCER LS

A car where no detail has been overlooked, Lancer LS standard features include cruise control, power windows, electric mirrors and driver and front passenger SRS airbags, ABS with Electronic Brakeforce Distribution (EBD) and remote keyless entry.

Along with these are additional luxury refinements like automatic climate control, a leather wrapped steering wheel, gearshift and parking brake, black woodprint and dark titanium instrument panel trim, a premium 6-speaker AM/FM stereo with 6 disc CD changer and 60:40 split folding rear seats allowing access to the trunk for transporting large items.

Luxury additions are carried further than just the interior. Exterior finishes include chrome exterior detailing and 15" alloy wheels. Lancer LS for rally-bred handling combined with luxurious refinement.



- 1 6-Speaker, 6 CD Changer, AM/FM Stereo
- 2 15" Alloy Wheels
- 3 60:40 Split Hi-back Rear Seats
- 4 Automatic Climate Control Air Conditioning
- 5 Leather Steering Wheel, Gear Shift and Parking Brake





1

LANCER ES

The rally bred ES Lancer drives as good as it looks. This feature packed vehicle offers excellent value for money with standard features like, power windows, effortless power steering, air conditioning, cruise control, remote keyless entry, central locking plus driver and front passenger SRS airbags.

Additional exterior features also include electric mirrors, 15" wheels with full covers, 4-wheel disc brakes, ABS, Electronic Brakeforce Distribution (EBD) and colour coded bumpers.

With Mitsubishi's new 2.4L MIVEC powertrain, you can be assured of responsive engine performance and impressive fuel economy. Combine either of these with the high performance 5-speed manual transmission or Mitsubishi's superior INVECS II 'Smart Logic' automatic transmission with 'Sports Mode', and you'll have a great value vehicle engineered to excite.




2



3



4



5

- 1 Sportsmode Auto
- 2 Cruise Control
- 3 Power Windows
- 4 Air Conditioning
- 5 15" Wheels with Full Covers

LANCER SPORTSWAGON

A perfect balance of form and function in an exciting sporty package, that's the Lancer ES Sportswagon.

All the standard features of the sedan with room to carry bulky loads in style. Plus power windows, power steering, air conditioning, cruise control, remote keyless entry and central locking, 4-wheel disc brakes and driver and front passenger SRS airbags.

With Mitsubishi's new 2.4L MIVEC powertrain, you can be assured of responsive engine performance and impressive fuel economy. With great performance comes great flexibility.

The Sportswagon features a handy under floor storage compartment, a rear power socket in the cargo area and 60:40 split fold seats that suit a variety of seating positions.

For even more aggressive looks and sportier handling, the VR-X option offers privacy glass, lowered sports suspension and sportier interior along with a host of other VR-X upgrades.



3



4



1



2

- 1 Underfloor Storage Compartment
- 2 Retractable Cargo Blind
- 3 60:40 Split Fold Seats
- 4 Rear Spoiler with High Mount Stop Light
- 5 ES Sportswagon
- 6 Flexible Seating Positions

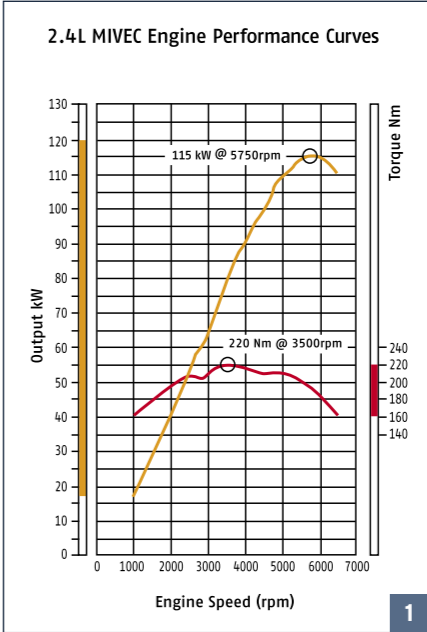


5



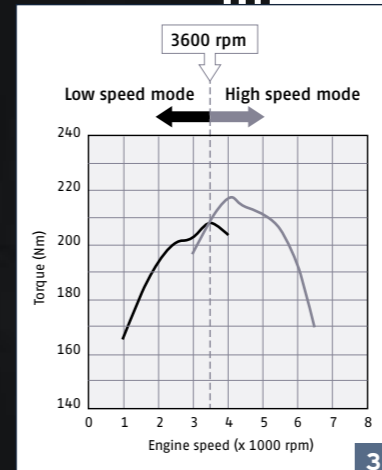
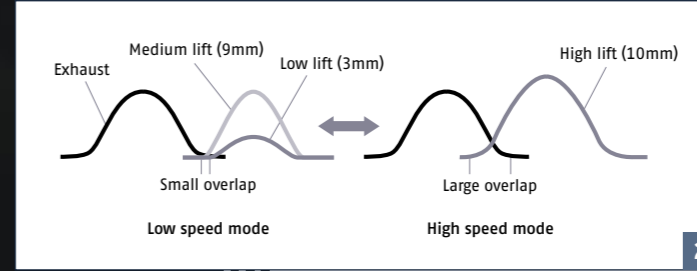
6





2.4L MIVEC ENGINE

Mitsubishi's all new MIVEC (Mitsubishi Innovative Valve timing and lift Electronic Control) engine technology utilises a lightweight variable timing mechanism that perfectly matches engine performance to the driving conditions. Performance advantages include a 25% increase in power than previous Lancer engines, increased to 115kW. With superior acceleration and overtaking ability, exceptional fuel economy, a quieter drive and lower exhaust emissions you'll find Lancer a true performer on the road.



- 1 MIVEC Engine Performance Curves
- 2 Valve Overlap in Low Speed Mode and High Speed Mode
- 3 Power and Torque Output

The MIVEC engine detects the engine speed (at 3600rpm) and switches the power and torque output accordingly. In Low Speed mode the strength of the in-cylinder flow is boosted to deliver high torque while maintaining low fuel consumption and emissions.

In High Speed mode the cylinder valve intake remains open for longer to allow for increased air intake producing greater power input.

The MIVEC engine's benefits include increased torque in low and mid range speeds along, with increased power at high levels. Advanced 2.4L MIVEC engine performance in all Lancers, provide you with increased driver control through increased responsiveness for exhilarating fun-to-drive performance. Mitsubishi Lancer - truly engineered to excite.

PERFORMANCE

SUSPENSION.

Lancer's precision balanced road holding is the result of Mitsubishi's pursuit for engineering that excites. Gleaned from some of the world's most challenging rally courses, the proven suspension system incorporates independent front Macpherson struts with rear multi-link system as standard. VR-X models sport an additional front strut brace and are lowered for more advanced control.

The front assembly features a low roll centre for additional stability and control when accelerating into corners. Re-tuned for smoother, more predictable response, the rear suspension's increased rebound and the optimised link positioning of the three arms work to achieve a supple ride on any variety of road surface.



1



2



3



4



5

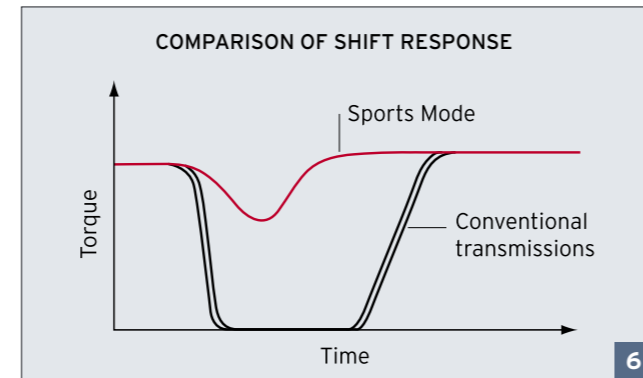
- 1 Front Strut Brace (VR-X)
- 2 Front Suspension
- 3 Rear Suspension
- 4 5-speed Manual Transmission
- 5 4-speed Automatic 'Sports Mode' Transmission
- 6 Shift Response Comparison

5-SPEED MANUAL TRANSMISSION.

Rally purists may opt for the sporty performance of the smooth-shifting 5-speed manual transmission that offers the excitement of hands-on performance control. This precisely tuned system features keyless synchronisers on all gears to achieve a superior shift-feel and tighter gear ratios.

INVECS II 'SMART LOGIC' 4-SPEED AUTOMATIC TRANSMISSION.

To provide smoother shifting during performance driving, the INVECS II transmission's on board computer records driver preferences through data collected from engine, steering and foot braking. The control logic then adapts the gearshift timing to suit each driver's style while minimising torque fluctuation for effortless acceleration and a more predictable ride.



6

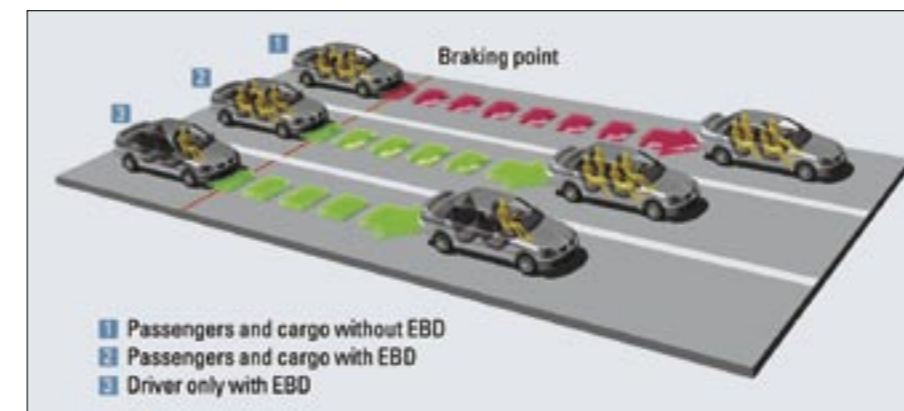
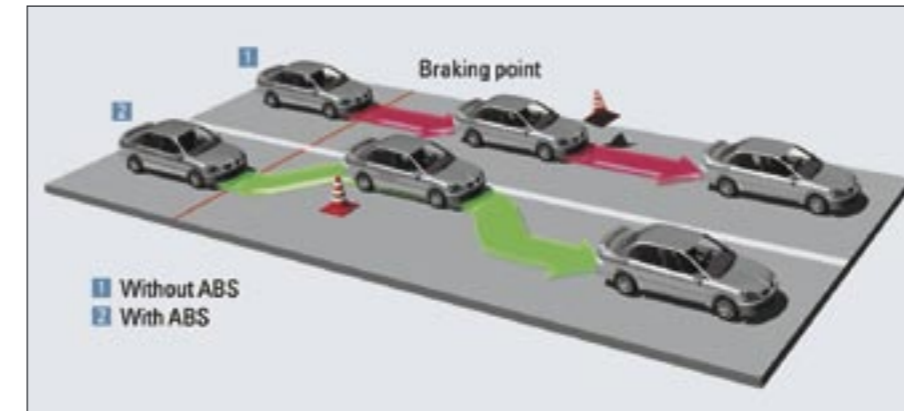
'SPORTS MODE' AUTOMATIC RALLY STYLE TRANSMISSION

When the 'Sports Mode' function is engaged the transmission allows drivers to manually shift gears without using a clutch. The computer also monitors the engine speed to prevent potentially damaging or dangerous shifts. Clutch free operation reduces rev and torque loss usually associated with engaging and disengaging gears. Any driver can drive as professionally as a world class rally driver with 'Sports Mode'.

SAFETY

ABS and EBD.

All Lancer vehicles offer an exhilarating driving experience with powerful performance. With this awesome acceleration comes all the stopping power of ABS (Anti-lock Braking System) with EBD (Electronic Brakeforce Distribution) and EBA (Emergency Brake Assist) standard across the range. When applying pressure to the brakes, ABS prevents tyre-lock and allows you to safely steer around vehicles or obstacles in emergency braking situations. Mitsubishi couples ABS with EBD, which automatically increases rear-braking force when carrying heavier loads or more passengers to reduce stopping distances.



RISE BODY.

Bumper to bumper, Lancer was designed with safety as a high priority. Mitsubishi's monocoque RISE (Reinforced Impact Safety Evolution) body design combines energy absorbing front sections with a strong, rigid occupant cell to provide outstanding protection in the event of an accident. Front and rear crumple zones work with the rigid cabin and redirect impact energy away from you and your passengers.



SRS AIRBAGS.

As much as you like to take charge, the one thing you can't control is the other driver. Fortunately, all Lancer vehicles come with driver and front passenger SRS airbags as standard and optional side and curtain airbags so you and your passenger can have peace of mind to enjoy the journey.



3-POINT ELR SEATBELTS.

They might look simple, but there's a lot of technology behind Lancers ELR (Emergency Locking Retractor) seatbelts. During sudden stops the belts automatically engage and retract to keep you tightly in your seat. Lancer's front seat belts also feature height adjustment, pre-tensioners and force limiters. Rear seatbelts are fitted with ALR (Auto Locking Retractors) and all seatbelts have 3 anchor points, essential for securing child seats.



- LANCER ACCESSORIES INCLUDE:**
- 1 Sunguard (Sedan)
 - 2 Bumper Protector (Sportwagon only)
Bootflap Scuff Guard / Towbar and Towball Package
 - 3 Cargo Net (Sportwagon)
 - 4 Strut Brace (ES, LS)
 - 5 Carpet Mat Set
 - 6 Scuff Plates
 - 7 Headlamp Protector
 - 8 Bonnet Protector



- LANCER ACCESSORIES INCLUDE:**
- 9 Side Weather Shields
 - 10 Alloy Sports Pedal Set
 - 11 Dash Mat*
 - 12 Cargo Mat (Sportwagon)
 - 13 Cargo Liner
 - 14 Cargo Liner (Sedan)
 - 15 Door Edge Protector
 - 16 Front Bumper Protector
 - 17 Side Protection Moulding
 - 18 Rear Separation Net (Sportwagon)

LANCER ACCESSORIES

Mitsubishi Lancer accessories add style, value and practicality to your vehicle while adding more pleasure to your driving. With Genuine Mitsubishi Accessories you can be assured that they're engineered to the same exacting standards as your vehicle.



*Diamond Spectrum Accessories. Pictures are shown for illustration purposes and may not be product-specific. Please check with your Mitsubishi dealer for specific model applications.

LANCER SPECIFICATIONS

ENGINE

2.4 litre, SOHC 16-valve MIVEC MPI engine
Bore x stroke 87.0 x 100.0mm
Capacity 2378 cm ³
Compression ratio 9.5:1
Fuel system ECI multi-point injection

PERFORMANCE

Power 115kW @ 5750rpm
Torque 220Nm @ 3500rpm

ELECTRICAL SYSTEM

Battery 12V
Alternator 110 Amp

FUEL TANK CAPACITY 50 LITRES

FUEL CONSUMPTION (ADR 81/01) L/100KM

	SEDAN/WAGON (M)	SEDAN/WAGON (A)
ES 9.4/9.5	9.4/9.5	9.4/9.5
LS 9.4/9.5	9.4/9.5	9.4/9.5
VRX 9.4/9.5	9.4/9.5	9.4/9.5

These figures are obtained from controlled laboratory tests conducted by Mitsubishi Motors Australia Limited to Australian Standard ADR 81/01 and are provided to assist you in comparing the fuel consumption of Lancer with other vehicles. The actual fuel consumption you achieve will depend, however, on many factors, including your driving habits, the prevailing conditions and your vehicle equipment, condition and use.



EXTERIOR DIMENSIONS (MM)

	ES	LS	VR-X	ES (W)	VR-X (W)
Overall length	4470	4470	4535	4475	4540
Overall width	1695	1695	1695	1695	1695
Overall height	1430	1430	1415	1465	1450
Wheelbase	2600	2600	2600	2600	2600
Track - front	1470	1470	1470	1470	1470
- rear	1470	1470	1470	1470	1470
Ground clearance	150	150	135	150	135

INTERIOR DIMENSIONS (MM)

Head room (front)	900	900	900	900	900
Head room (rear)	840	840	840	840	840
Leg room (front)	930	930	930	930	930
Leg room (rear)	785	785	785	785	785

TRUNK CAPACITY (L)

Sedan	430	430	430	-	-
Seat up with cargo blind	-	-	-	344	344
Seat up without cargo blind	-	-	-	591	591
Seat down	-	-	-	1079	1079

KERB MASS (KG)

Manual	1255	1303	1285	1340	1355
Automatic	1275	1323	1305	1360	1375



STEERING

Power assisted rack & pinion	S	S	S	S	S
Tilt adjustable steering column	S	S	S	S	S
Turning Circle	10m	10m	10.4m	10m	10.4m

SUSPENSION

Front Suspension - Independent MacPherson strut with coil springs	S	S	S	S	S
Rear Suspension - Independent trailing arm multi-link with coil springs	S	S	S	S	S
Lowered sports suspension	-	-	S	-	S
Front strut brace	A	A	S	A	S
Front & Rear stabiliser bar	S	S	S	S	S

WHEELS

15" x 6.0JJ steel wheels - 195/55R 15 Yokohama tyres with full wheel covers	S	-	-	S	-
15" x 6.0JJ alloy wheels - 195/55R 15 Yokohama tyres	-	S	-	-	-
16" x 6.0JJ alloy wheels - 195/50R 16 Yokohama tyres	-	-	S	-	S
Full size spare wheel	S	S	S	S	S

EXTERIOR STYLING

Body coloured bumpers	S	S	S	S	S
Unique front bumper	-	-	S	-	S
Halogen complex surface reflector headlamp	S	S	S	S	S
Projector type front fog lamps	A	A	S	A	S
Sports mesh grille	-	-	S	-	S
Chrome rimmed grille	S	S	-	S	-
Body coloured door mirrors	-	S	S	-	S
Door sash blackout	S	S	S	S	S
Chrome exhaust tip	A	A	S	A	S
Body kit - front, rear & side airdam	-	-	S	-	S
Ground effects kit	A	A	-	A	-
Body coloured deck lid spoiler	A	A	S	-	-
Body coloured tailgate spoiler	-	-	-	S	S
High mount stop lamp	S	S	S	S	S
Mud guards	S	S	-	S	-
Clear tail lights	A	A	S	A	-
Chrome body strip	A	A	A	A	A
Chrome side mirror cover	A	A	A	A	A
Bonnet protector	A	A	A	A	A
Door edge protector	A	A	A	A	A
Bumper bar protector	-	-	-	A	A
Sunguard	A	A	A	-	-
Side weather shields	A	A	A	A	A

INTERIOR STYLING

Sporty black interior	S	S	S	S	S
White faced Instrument cluster	S	S	S	S	S
Leather 4-spoke steering wheel	-	S	S	-	S
Leather wrapped gearshift	-	S	S	-	S
Leather wrapped handbrake	-	S	S	-	S
Alloy sports pedals	A	A	S	A	S
Front and rear formed door trim cloth insert	S	S	S	S	S
Trunk room carpet trim	S	S	S	S	S
EVO GT-A type automatic shift knob	-	-	S	-	S
Silver mesh panel in dash	-	-	S	-	S
Black woodgrain panel in dash	-	S	-	-	-
Dark titanium heater control panel, radio fascia & gearshift surround	-	S	S	-	S
See through style head-rests	-	-	S	-	S

S : standard O : optional A : dealer fitted accessory - : not available



AUDIO

Electronic tune AM/FM radio/CD with security code	S	-	-	S	-
Premium electronic tune AM/FM radio with in-dash 6-CD changer & security code	-	S	S	-	S
Number of speakers	4	6	6	4	6
Roof antenna	S	S	S	S	S

SAFETY

Driver SRS airbag in steering wheel	S	S	S	S	S
Front passenger SRS airbag	S	S	S	S	S
Side and curtain airbags*	O	O	O	O	O
Anti-lock Braking System [ABS] with Electronic Brakeforce Distribution [EBD]	S	S	S	S	S
Dual horn	S	S	S	S	S
Driver & front passenger seat belt pre-tensioners	S	S	S	S	S
Driver and front passenger seat belt adjustable shoulder anchor	S	S	S	S	S
3 point lap sash seat belts for all seating positions	S	S	S	S	S
Seatbelt warning lamp with timer	S	S	S	S	S
Child proof rear door locks	S	S	S	S	S
Child restraint anchor points	S	S	S	S	S
Tinted laminated windshield	S	S	S	S	S
* Not available with electric glass sunroof option	S	S	S	S	S

SEATING

Black cloth seat trim	S	S	-	S	-
Black with red weave cloth seat trim	-	-	S	-	S
Driver seat with slide, recline & height adjustment	S	S	S	S	S
Front passenger seat with slide & recline adjustment	S	S	S	S	S
Height adjustable driver & passenger front seat head restraints	S	S	S	S	S
Height adjustable rear seat head restraints (x3)	-	-	-	S	S
60:40 split folding rear seat	-	S	S	S	S
Seating capacity - 5 adults	S	S	S	S	S

COMFORT

Air conditioning	S	-	-	S	-
Automatic climate control air conditioning	-	S	S	-	S
Power windows front & rear	S	S	S	S	S
Rear seat centre armrest	-	S	S	S	S
Electric glass sunroof**	-	O	O	-	O
Tinted side & rear glass	S	S	-	S	-
Privacy glass for rear side and rear glass	-	-	S	-	S
Assist strap X3	S	S	S	S	S
**Not available with side curtain airbags option	S	S	S	S	S

CONVENIENCE

Variable intermittent wipers	S	S	S	S	S
Rear window washer & intermittent wiper	-	-	-	S	S
Rear window demister	S	S	S	S	S
Electric door mirrors	S	S	S	S	S
Cruise control	S	S	S	S	S
Automatic transmission indicator with 'Sports Mode'	O	O	O	O	O
Trip meter - twin digital	S	S	S	S	S
Tachometer	S	S	S	S	S
Digital clock	S	S	S	S	S
Tilt adjustable steering column	S	S	S	S	S
Room lamp - rear	S	S	S	S	S
Map lamps - front	-	-	-	S	S
Interior light activation on key removal	S	S	S	S	S
Headlight warning buzzer	S	S	S	S	S
Convenience lamp in boot	S	S	S	S	S



CONVENIENCE (CONT')

Driver & passenger sunvisor with vanity mirror & ticket holder	S	S	S	S	S
Day/night rear view mirror	S	S	S	S	S
Driver foot rest	S	S	S	S	S
Ashtray	S	S	S	S	S
- front	S	S	S	S	S
- rear	-	-	-	-	-
Cigarette lighter	S	S	S	S	S
Remote boot lid release	S	S	S	S	S
Remote fuel filler door release	S	S	S	S	S
Coat hook	S	S	S	S	S
Pollen filter	S	S	S	S	S
Towbar package - 1000kg (100kg download)	A	A	A	A	A
Chrome towball	A	A	A	A	A
Bootflap scuff guard***	A	A	A	A	A
Carpet mat set	A	A	A	A	A
Scuff plates	A	A	A	A	A
Dash mat	A	A	A	A	A
Jack & tool set	S	S	S	S	S
***Diamond accessory	S	S	S	S	S

SECURITY

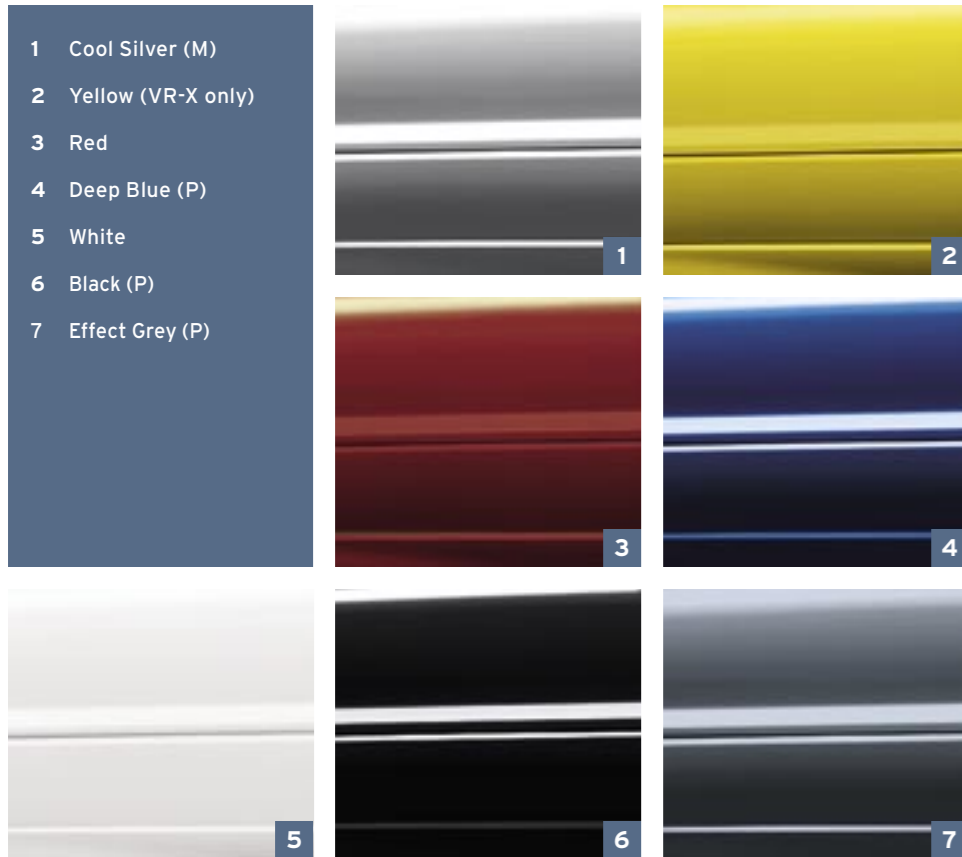
Radio wave keyless entry	S	S	S	S	S
Central door locking	S	S	S	S	S
Anti-theft encrypted immobilisation	S	S	S	S	S
Steering lock	S	S	S	S	S
Cabin illumination for safe entry	S	S	S	S	S
Flashing security lamp in radio	S	S	S	S	S

STORAGE/CARGO

Door pocket - driver & front passenger	S	S	S	S	S
Front cup holders [2]	S	S	S	S	S
Rear cup holder in rear armrest [2]	-	S	S	S	S
Floor console box	S	-	-	S	-
- no lid	-	-	-	-	-
- with lid	-	S	S	-	S
Glovebox	S	S	S	S	S
Coin box	S	S	S	S	S
Cargo blind	-	-	-	S	S
Accessory socket	-	-	-	S	S
Cargo area under floor storage	-	-	-	S	S
Cargo area side storage box	-	-	-	S	S
Cargo net	-	-	-	A	A
Cargo mat	-	-	-	A	A
Cargo liner	A	A	A	A	A
Rear separation net	-	-	-	A	A
Cargo barrier	-	-	-	A	A
Cargo capacity	-	-	-	-	-
- seat up with cargo blind (344 litres)	-	-	-	S	S
- seat up without cargo blind (591 litres)	-	-	-	S	S
- seat down (1079 litres)	-	-	-	S	S
Trunk capacity - 430 litres	S	S	S	-	-

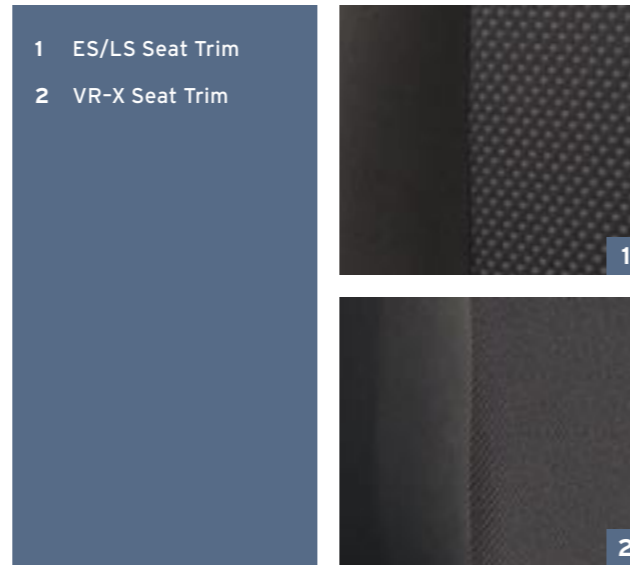
S : standard O : optional A : dealer fitted accessory - : not available

COLOUR RANGE AND TRIM



M : Metallic P : Pearlescent

- 1 Cool Silver (M)
- 2 Yellow (VR-X only)
- 3 Red
- 4 Deep Blue (P)
- 5 White
- 6 Black (P)
- 7 Effect Grey (P)



- 1 ES/LS Seat Trim
- 2 VR-X Seat Trim

	CODE	ES/LS BLACK CLOTH	VR-X BLACK/RED SPORTS TRIM
--	------	----------------------	----------------------------------

MONOTONE COLOURS

Cool Silver (M)	CE	S	S
Yellow (VR-X only)	FX	-	S
Red	FY	S	S
Deep Blue (P)	CJ	S	S
White	FZ	S	S
Black (P)	CL	S	S
Effect Grey (P)	FB	S	S

Metallic and Pearlescent paints are optional extra. S : standard - : not available



Diamond Finance

Take the burden out of financing your new Mitsubishi vehicle with our competitive, reassuring and completely flexible range of finance products developed by Mitsubishi Motors Australia Limited and St. George Motor Finance Limited.

Diamond Road Side Assist

Peace of mind is guaranteed anywhere in Australia, 24 hours a day, 365 days a year with our fast, comprehensive, flexible roadside service offering assistance, repairs, towing and storage. Our premium Road Side Assist clients also enjoy the added benefits of accommodation, medical and transport facilities.

Diamond Leasing

Our tailored fleet leasing services offer innovative, highly competitive features such as card purchasing, roadside assistance, specialist maintenance services, accident and claims management, optional insurance and more.

Diamond Insurance

With the sound backing of Swann Insurance and Mitsubishi Motors Australia Limited, Mitsubishi owners can choose between vehicle and personal protection solutions including motor vehicle, gap cover and loan protection insurance as well as a range of tailored warranty policies.



BETTER BUILT
BETTER BACKED

Your Mitsubishi vehicle is manufactured using the latest automotive engineering techniques and the most advanced methods of quality control to provide you with many years of motoring enjoyment.

VEHICLE WARRANTY

Mitsubishi Motors Australia Limited offers a 5 year/130,000km* New Vehicle Warranty, a 10 year/160,000km* Powertrain Warranty† and a 5 year Perforation Corrosion Warranty on all Mitsubishi cars and light commercial vehicles.

ACCESSORIES WARRANTY

Mitsubishi Motors Australia is committed to complete customer satisfaction. Therefore, when Genuine Mitsubishi Accessories are fitted to your new vehicle at time of delivery, they are covered by the Mitsubishi 3 year/130,000km* Warranty. When they are fitted after purchase of your new vehicle they are covered for the remainder of the warranty or for 12 months/20,000km*. In the case of Diamond Spectrum Accessories, the Warranty is 12 months/20,000km*.



CUSTOMER RELATIONS

Please contact Mitsubishi Motors Australia Customer Assistance Centre on 1300 13 12 11 for any further information, other available services or the location of your nearest Mitsubishi Dealer.

Always consult your authorised Mitsubishi Dealer for the latest details on specifications, options, prices, availability and conditions on New Vehicle Warranty. All product illustrations and specifications referred to herein are correct at the time of publication approval. Subject to any applicable Federal, State or Territory Laws or ordinances, which may apply from time to time, Mitsubishi Motors Australia Limited reserves the right, without notice, or obligation, to discontinue or make changes to designs, specifications, colours and materials of the options and products referred to herein at any time without incurring any liability to any purchaser thereof. © Mitsubishi Motors Australia Limited. ABN 53 007 870 395. LANCH0805

*Whichever occurs first. †Non-transferable.