



pajero engineered to excite



MITSUBISHI MOTORS



the paris dakar winning pajero engineered to excite



King of the desert in Africa. Pajero innovations may start on the drawing board, but it's in the world's most impossible rally races that this legendary 4WD makes its greatest leaps forward. It has won the legendary Paris-Dakar an unequalled nine times in the last 20 years with its constantly evolving technology. The lessons learned on this bone shaking, suspension shattering, body battering 10,000 kilometre route give every Pajero its uncompromising toughness.

9 TITLES

1985

1992

1993

1997

1998

2001

2002

2003

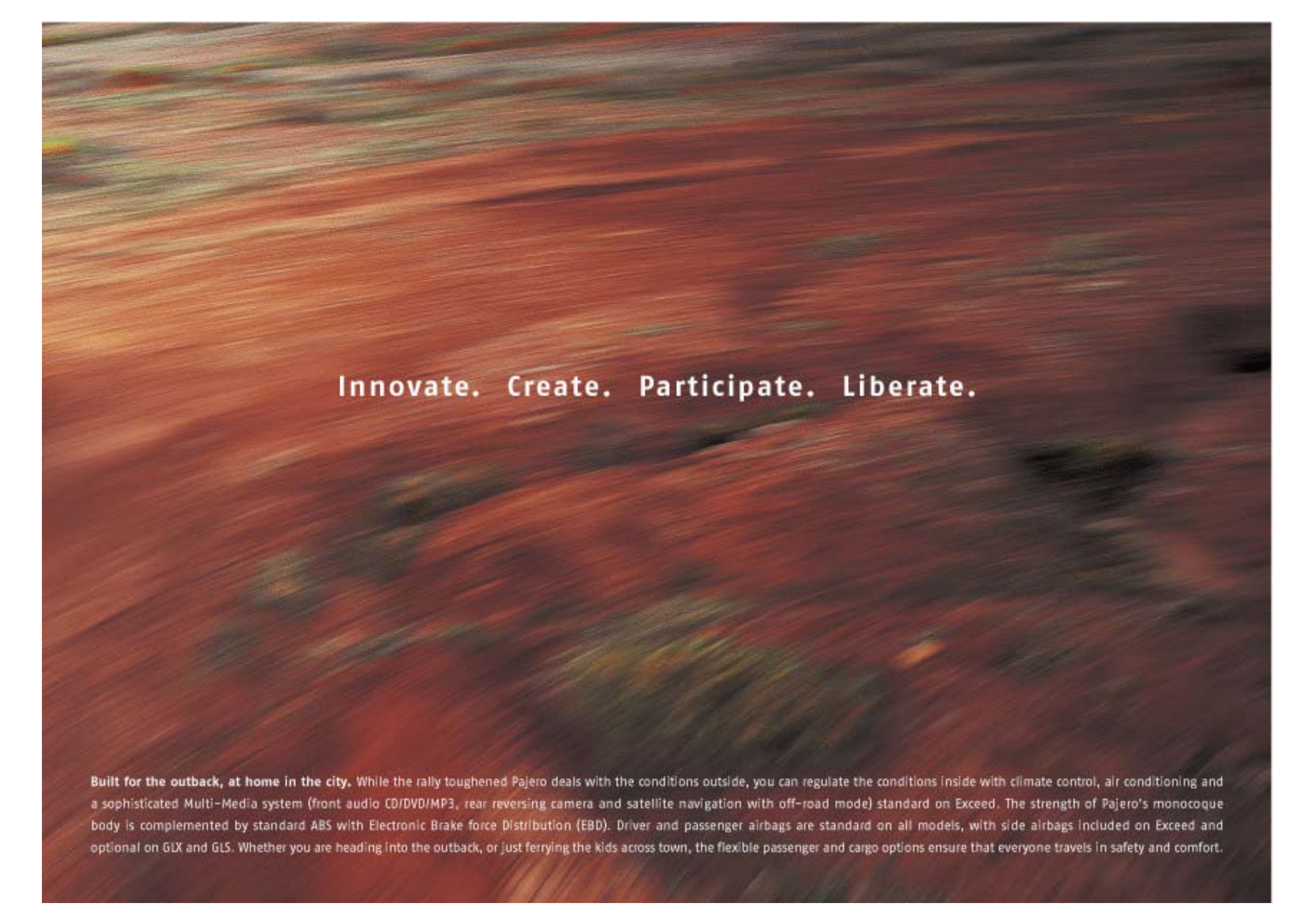
2004



King of the desert in Australia. Of course, Pajero has also triumphed on our native soil in the Australian Off Road Rally Championships. The only thing more terrifying than the competition is the harsh terrain of this world famous series, yet the Pajero regularly chews up both and spits them out in its relentless ride to the chequered flag. It's a dirty job being a 4WD champion. But someone's got to do it.



This award winning 4WD just got better. The spirited new Pajero utilises the lessons learned by Mitsubishi on the most gruelling off-road rally circuits around the world. The new engine is engineered for improved breathing efficiency, smoother performance and more responsiveness. The 3.8 litre LPG compatible 24 valve multi-point fuel injected V6 engine delivers improved power and torque for even more grunt when you need it. Experience the superior starting, acceleration and driveability delivered by the new electronic throttle control, or choose the 3.2 litre Intercooled turbo charged Direct Injection Diesel (DI-D) engine and feel the raw power and effortless performance for any off-road adventure.




Innovate. Create. Participate. Liberate.

Built for the outback, at home in the city. While the rally toughened Pajero deals with the conditions outside, you can regulate the conditions inside with climate control, air conditioning and a sophisticated Multi-Media system (front audio CD/DVD/MP3, rear reversing camera and satellite navigation with off-road mode) standard on Exceed. The strength of Pajero's monocoque body is complemented by standard ABS with Electronic Brake force Distribution (EBD). Driver and passenger airbags are standard on all models, with side airbags included on Exceed and optional on GLX and GLS. Whether you are heading into the outback, or just ferrying the kids across town, the flexible passenger and cargo options ensure that everyone travels in safety and comfort.



Engineered for superior driver comfort. Easy to read white face instruments on Exceed are complemented by the wood steering wheel with leather bound panels, leather gearshifter, transfer and parking brake lever. For extra style the gearshifter and dash also feature woodgrain style highlights. Pajero's tilt adjustable steering column allows you to find your optimum driving position and the double centre console compartment incorporates a slide adjustable armrest. Driver fatigue on those long trips is lessened by effortless power steering and the cruise control features a convenient steering wheel mounted stalk, so you can focus on the journey ahead.





Mitsubishi's Multi-Media system includes front audio AM/FM with CD/DVD/VCD/MP3, rear reversing camera, TV tuner and satellite navigation with off-road navigation mode.

6.8" tilt screen.



CD/DVD/VCD/MP3 Player.



Renowned Luxury. Exceed takes the meaning of comfort a step further with reclining heated bucket seats featuring 8 way power adjustment for both driver and front passenger, leather seating surfaces on front and second row seats.



Reversing camera automatically engages in reverse.



Generous cargo capacity. Pajero's intelligent design enables you to fold the 3rd row seats completely flat into the floor for uninterrupted rear visibility and maintenance of luggage space. Or, if you prefer, remove the 3rd row to reveal a spacious hidden storage area.




GLS instrument panel features titanium look surround.

Pajero GLX



Everyone in the family is looked after by the thoughtful features in GLX, including driver and passenger SRS airbags and seat belt pretensioners, power steering, cruise control, air conditioning, power windows and the AM/FM security coded CD player with 4 speakers. The convenience and security of remote keyless entry and central locking is complemented by the child protection locks on the rear doors. Plus Pajero's low bonnet height and large window area combined with a low spare tyre position ensure that the driver can see in all directions.



Pajero GLS



The superbly engineered GLS features driver and passenger SRS airbags, seat belt pretensioners, 60:40 split 2nd row seats and centre lap sash seatbelt and headrests for all passengers. The RV meter features two screen displays, and GLS also has stylish 16" alloys and an in-dash 6 disc CD stacker. This quality package can be complemented by the optional INVECS II "Smart Logic" 5 speed automatic transmission with "SPORTS MODE" sequential gearshifting.

The driver's seat features a dual height adjuster.



Pajero boasts the convenience of both front and rear seat power windows with titanium look surround on GLS.



6 spoke 16" alloys.



Not available until August production.

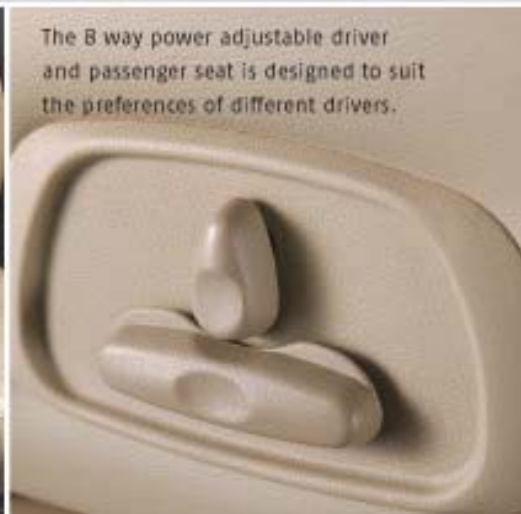
Security coded in-dash 6 disc CD stacker.



Pajero EXCEED



The prestigious Pajero Exceed is distinctly different and features a sophisticated in-dash Multi-Media system encompassing satellite navigation – including off-road navigation mode, CD/DVD/MP3, reversing camera, TV tuner and trip computer. The interior luxury and style is also enhanced by the luxurious leather seating surfaces, wood look highlights in the dashboard and leather bound gearshifter, and a wood steering wheel with leather bound panels. Superior safety features include multimode ABS brakes with Electronic Brake force Distribution, seat belt pretensioners and side SRS airbags.





Mitsubishi All Terrain Technology (MATT™). Pajero has left the competition in the dust and continues to lead in safety and on and off road ability. The sophisticated MATT™ package, standard on all models includes multimode Anti-Lock Braking System, Active Stability Control, Active Traction Control with Engine Brake Assist Control and Super Select II 4WD. With technology derived from testing and development on the torturous Paris to Dakar rally and the ruthless Australian Off Road Rally Championship, MATT™ literally leaves no stone unturned to give you superior control.



2H (2WD high range)

For when you're cruising down the highway or just going across town, 2H mode shifts you into rear wheel drive for smooth, quiet, fuel efficient performance.



4H (4WD high range)

When the weather turns bad and the road gets rough, switch to 4H mode for added traction. The dynamic front/rear torque split adjusts between 33:67 and 50:50 to give you greater control for high-speed driving.



4HLC (4WD high range with locked centre differential)

Keeping you on track even in rugged or slippery conditions, the 4HLC mode distributes power equally to all four wheels for off-road excitement with a steady sense of control.




4LLC (4WD low range with locked centre differential)

Switch to 4LLC when you need all the tractor-like crawling power Pajero is capable of. Maximised low-end torque pulls you through even the roughest terrain, stickiest mud and deepest snow.

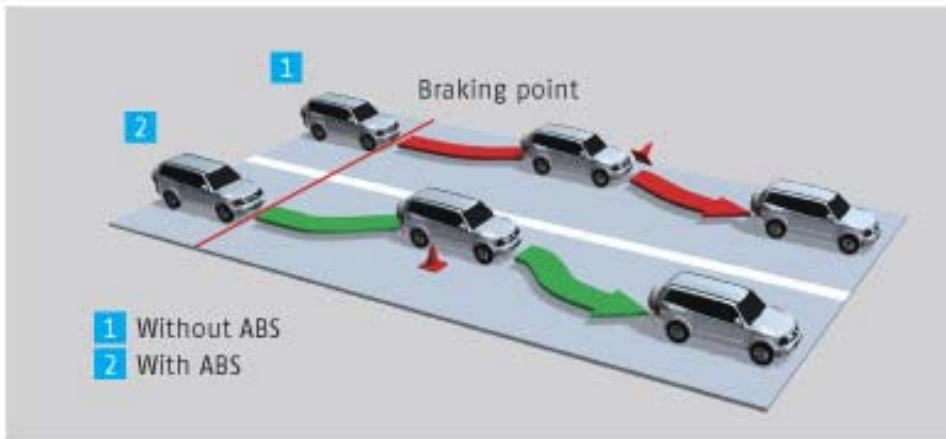


Super Select 4WD (SS4-II)

Letting you shift between 2H, 4H and 4HLC modes at speeds of up to 100km/h, Super Select 4WD gives you the choice of efficient highway power or sure-footed back and off-road traction whenever you want.

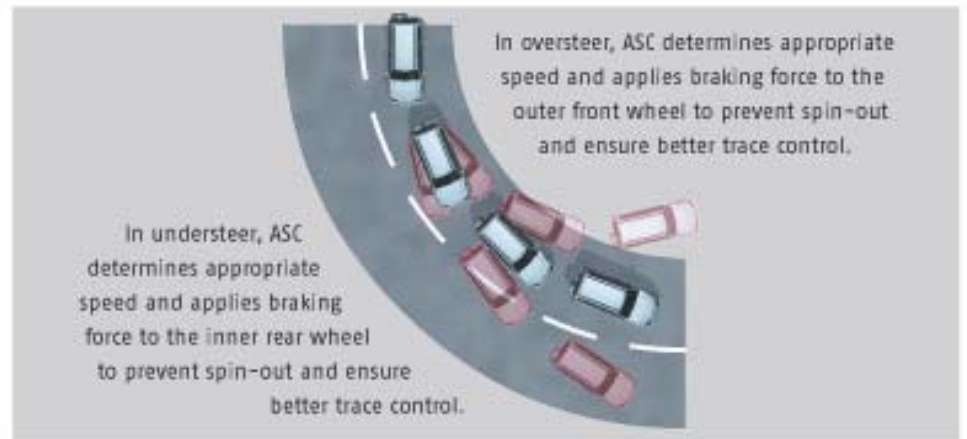


Active Traction Control (ATC) with Engine Brake Assist Control (EBAC). No matter how slippery or rugged conditions get, stay in touch with Active Traction Control (ATC). This intelligent system which operates on all four wheels replaces the need for a rear limited slip differential by electronically sensing if one wheel is losing traction and then sending extra power to the other wheel with good traction - to keep you moving. This system also includes Engine Brake Assist Control (EBAC) which ensures that engine braking and traction will not be lost due to spinning wheels when making a steep descent. This system works automatically when descending steep slopes in 4LLC mode.

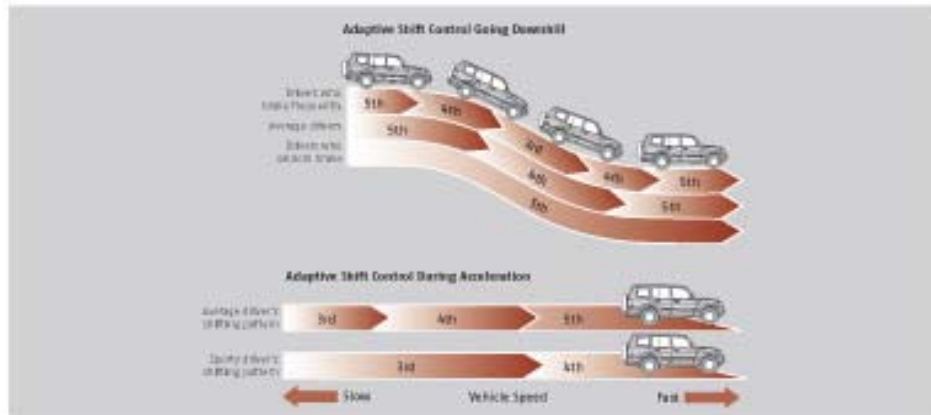


- 1 Without ABS
- 2 With ABS

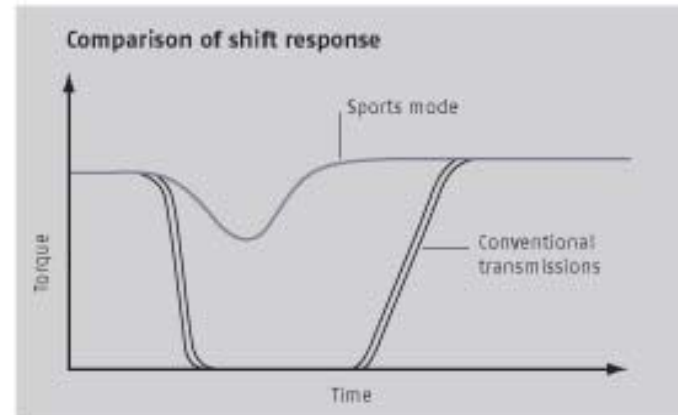
Multimode Anti-Lock Braking System (ABS) with Electronic Brake force Distribution (EBD). Large ventilated disc brakes front and rear give you maximum stopping power. You also have the reassurance of the Multimode Anti-Lock Braking System (ABS) with Electronic Brake force Distribution (EBD). This intelligent 4 channel, 4 sensor braking system monitors different wheel speeds and then activates the brakes to individual wheels when required to deliver superior control. The system is optimised for both 2WD and 4WD.



Active Stability Control (ASC). Automatically recognises understeer or oversteer and applies braking to the diagonal wheel to keep you on line through corners. So you can confidently enjoy spirited driving, while staying in complete control at every turn.



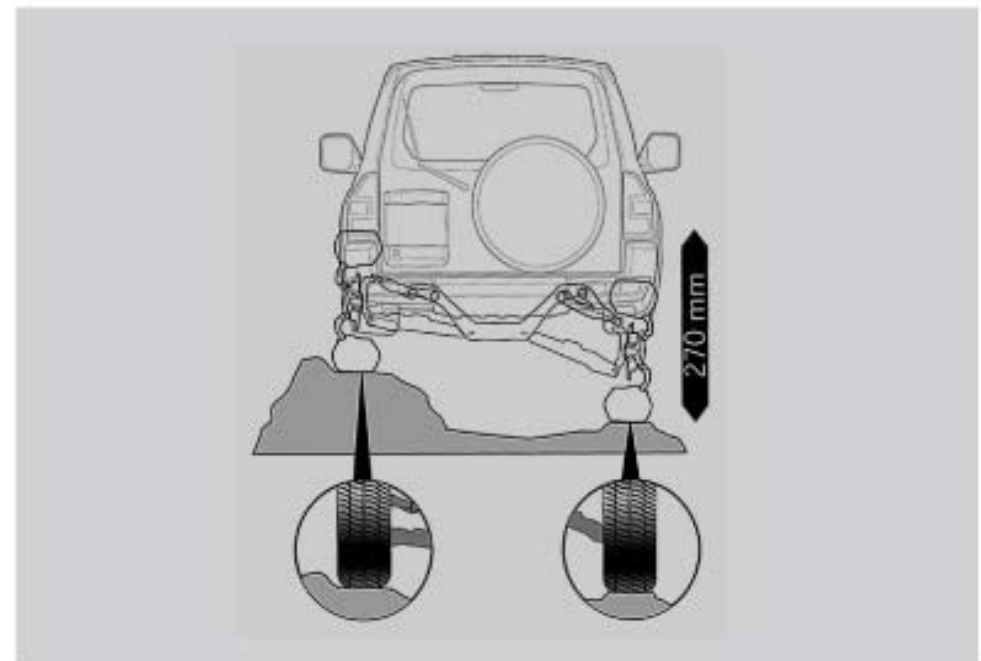
5 speed automatic with INVECS II smart logic. To provide smoother shifting, the INVECS II 'Smart Logic' transmission system's on board computer learns and adapts to each driver's preferences by recording engine, tyre load and foot braking data. The control logic then adapts the gearshift timing to suit the driver's style, while minimising torque fluctuation for effortless acceleration and a more predictable ride.

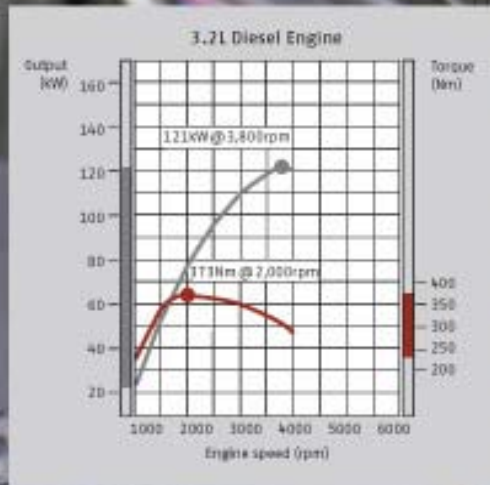


'Sports Mode' automatic transmission. The 5 speed automatic transmission offers the best of both worlds with 'SPORTS MODE' sequential shift. When the 'Sports Mode' function is engaged the transmission computer monitors the engine speed to prevent potentially damaging or dangerous shifts, while allowing drivers to manually shift gears without using a clutch. The advantage is that clutch free operation reduces rev and torque loss usually associated with engaging and disengaging gears, maintaining precious momentum in sticky off-road situations.



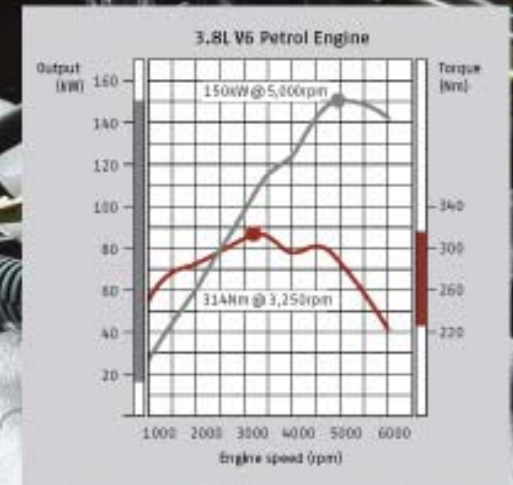
Independent Multi-Link Rear Suspension. For superior handling, Pajero boasts lighter independent multi-links with coil springs, combined with increased suspension travel and track. This results in the uneven upper and lower arms delivering maximum tread contact on rough terrain, while minimising camber and track changes. The independent layout also reduces understeer and improves cornering stability to enhance ride comfort both on and off the road.





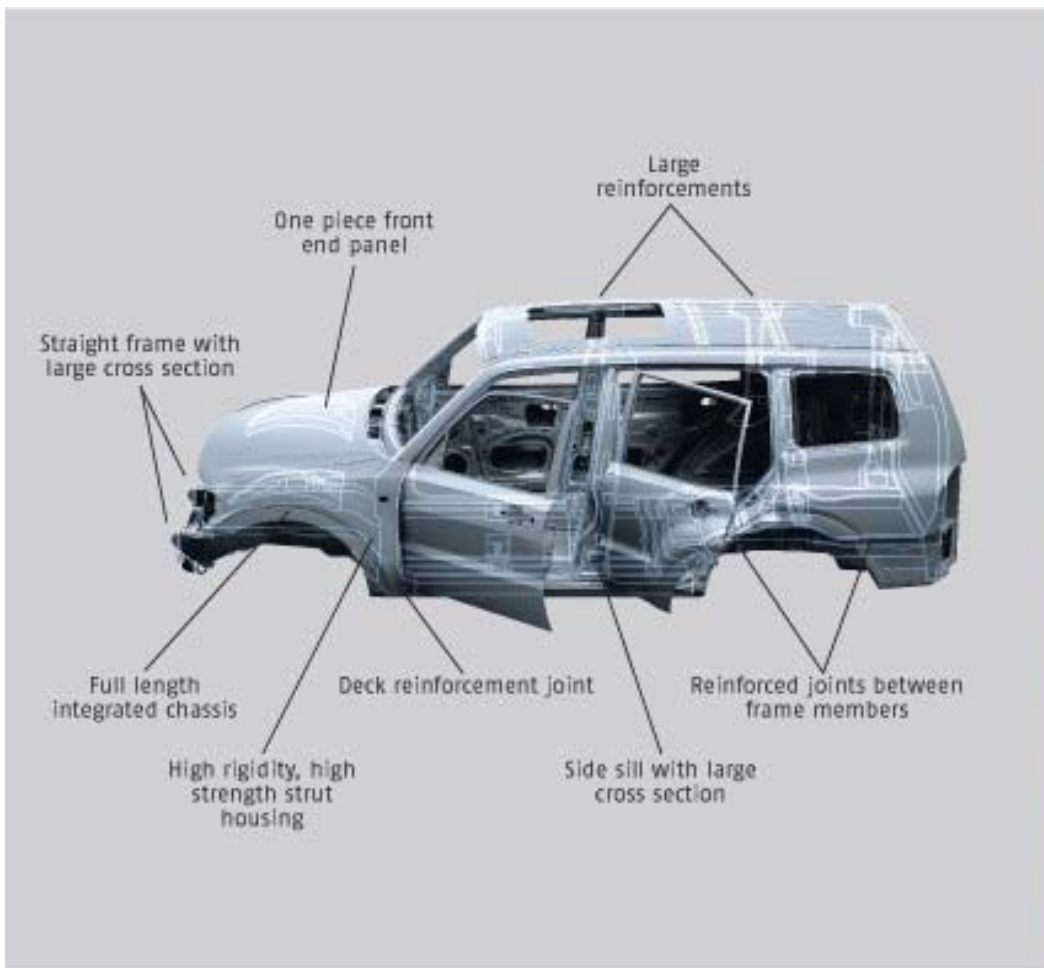
Uncompromising diesel performance. With more power and torque than any other mid sized diesel 4WD in Australia, Pajero's optional 3.2 litre turbo Direct Injection Diesel (Di-D) is the ultimate in off-road, heavy duty performance.

Diesel Power. The robust 3.2 litre DI-D DOHC 16 valve intercooled turbo diesel engine optimises breathing efficiency to produce maximum torque of 373Nm at 2000rpm and power of 121kW at 3800rpm. It delivers all the inherent grunt of diesel for towing and low end work plus satisfying power with low fuel consumption for cruising.



Powerful petrol engine. Pajero is powered by a 3.8 litre LPG compatible 24 valve multi-point fuel injected V6 engine, as highlighted by the striking chrome fender badge.

Robust power and torque. The 3.8 litre, 24 valve multi fuel injected V6 engine delivers smooth power and efficient fuel economy for cruising with plenty of torque for rugged, off road driving. 150kW of power gives Pajero the muscle for easy overtaking on the highway, while a robust flat torque curve is maintained throughout the rev range peaking at 314Nm at a low 3250rpm.



Monocoque body with integrated chassis. Integral to Pajero is a Reinforced Impact Safety Evolution (RISE) monocoque body that has come through the punishing ups and downs of the world's toughest rally like a true champion. It features a highly rigid cabin, impact absorbing crushable zones, a lower centre of gravity and increased comfort. The body structure is based around a one piece shell with high levels of bending and torsional rigidity which provides a steel cage of safety for you and your passengers. With impact absorbing crushable zones, the body is also reinforced at critical points delivering superior handling and performance. Pajero's innovation offers the best of both worlds with a full length chassis built into the super strong body system. This ingenious design ensures you receive passenger car safety and handling with all the off-road prowess of a true rally champion.



Class leading Pajero technology. Responsive handling, superior suspension, a super strong body design and outstanding ground clearance means Pajero hugs windy country roads, easily ploughs through streams and safely traverses rocky terrain. It's this technology that has taken Pajero across the world's toughest finish lines in first place and tackles just about any adventure with ease.



White Solid CZ



Green Mica CW



Beige Metallic CY



Deep Blue Mica / Medium Grey Metallic DN



Green Mica / Medium Grey Metallic DP



Cool Silver Metallic / Medium Grey Metallic DQ



Black Mica / Medium Grey Metallic FE



Medium Red Mica / Medium Grey Metallic DS



White Solid / Cool Silver Metallic DT

colour range engineered to excite



Cool Silver Metallic CR



Black Mica EY



Gunmetal Mica FD



White Pearl DA



Deep Blue Mica CV



Blast fabric / Neo backskin knit



Brook fabric / Neo backskin knit



Black leather inserts



Sandstone leather inserts

PAJERO SPECIFICATIONS

MONOTONE COLOURS	GLX BLAST FABRIC/ NEO BACKSKIN KNIT	GLS BROOK FABRIC/ NEO BACKSKIN KNIT	EXCEED BLACK LEATHER INSERTS	EXCEED SANDSTONE LEATHER INSERTS
Cool Silver Metallic	•	•	•	—
Green Mica	•	—	—	—
Beige Metallic	•	•	•	•
Deep Blue Mica	•	•	•	—
White Solid	•	—	—	—
Black Mica	•	•	•	•
Gunmetal Mica	•	•	•	—
White Pearl	—	—	•	—
TWO-TONE COLOURS				
Deep Blue Mica / Medium Grey Metallic	—	•	•	—
Green Mica / Medium Grey Metallic	—	•	—	•
Cool Silver Metallic / Medium Grey Metallic	—	•	•	—
Black Mica / Medium Grey Metallic	—	•	•	—
Medium Red Mica / Medium Grey Metallic	—	•	—	•
White Solid / Cool Silver Metallic	—	•	•	•

• standard — not available

PAJERO SPECIFICATIONS

ENGINE	
Type	3.8 litre V6 50HC 24 valve MPI
Bore x stroke	95.0mm x 90.0mm
Capacity	3828cm ³
Compression ratio	9.5:1
Fuel system	EC multi fuel inject - LPG compatible
Maximum power	150kW @ 5000rpm
Maximum torque	314Nm @ 3250rpm

Diesel	
Type	3.2 litre DI-D 50HC 16 Valve Intercooled Turbo Diesel
Bore x stroke	98.5mm x 105.0mm
Capacity	3200cm ³
Compression ratio	17.0:1
Fuel system	Electronic Direct Injection fuel pump Turbocharger with Intercooler
Maximum power	121kW @ 3800rpm
Maximum torque	373Nm @ 2000rpm

ELECTRICAL SYSTEM			
Battery	3.8L V6	3.2L DI-DIESEL	
	75D23L 520CCA/118RC	95D31L 622CCA/159RC	
Voltage	12V	12V	
Alternator	110 Amp	125 Amp	
Starter motor	1.3kW	2.2kW	

TRANSMISSION	
5 speed manual transmission	
5 speed automatic transmission with 'SPORTS MODE' sequential style shift change and INVECS II 'Smart Logic'	

Petrol			
Ratios		3.8L V6 Manual	3.8L V6 Auto
	First	4.234	3.789
	Second	2.238	2.057
	Third	1.398	1.421
	Fourth	1.000	1.000
	Fifth	0.819	0.731
Transfer ratio	Reverse	3.553	3.865
	High	1.000	1.000
	Low	1.900	1.900
Final drive	Final gear ratio	4.300	4.300

Diesel			
Ratios		3.2L DI-D Manual	3.2L DI-D Auto
	First	4.234	3.789
	Second	2.238	2.057
	Third	1.398	1.421
	Fourth	1.000	1.000
	Fifth	0.760	0.731
Transfer ratio	Reverse	3.553	3.865
	High	1.000	1.000

Final drive	Low	1.900	1.900
	Final gear ratio	4.100	3.917

CLUTCH	
Manual	Single dry plate with hydraulic actuation
Automatic	3 element torque converter with lock-up

DRIVE TRANSFER SYSTEM	
Type	*Super Select II* with selectable Full Time 4WD Auto front free wheeling differential with synchronesh

BRAKES	
Front	Ventilated discs
Rear	Solid discs
Multi-mode Anti-lock Braking System (ABS) with Electronic Brake force Distribution (EBD)	

SUSPENSION	
Front	Independent - Double wishbone coil spring and stabiliser bar
Rear	Independent - Multi-link coil spring and stabiliser bar

STEERING	
Type	Power assisted rack and pinion

WHEELS	
GIX	16" x 7.0 alloy - 5 spoke
GIS	16" x 7.0 alloy - 6 spoke
EXCEED	17" x 7.5 alloy - 6 spoke

TYRES*	
GIS/GIX	265/70R-16 112S steel belted radial (H)
Exceed	265/65R-17 112S steel belted radial (H)

* The tyres fitted to Pajero as standard equipment are designed primarily for use on sealed roads. If your Pajero is to be driven primarily on unsealed roads, please consult your Mitsubishi dealer for advice on suitable tyre choices.

EXTERIOR DIMENSIONS (MM)			
Overall height	GIX	GIS	EXCEED
Overall length	1855	1855	1885
Overall width	1830	1830	1830
Track - front	1885	1895	1895
Track - rear	1560	1560	1560
Wheelbase	1560	1560	1560
Turning circle	2780	2780	2780
	11.4m	11.4m	11.4m

GROUND CLEARANCE			
Ground clearance - V6 Petrol (unladen)	GIX	GIS	EXCEED
Ground clearance - DI-Diesel (unladen)	235mm	235mm	235mm
Fording depth	225mm	225mm	225mm
Approach angle	600mm	600mm	600mm
Ramp breakover angle	39.0°	39.0°	39.0°
Departure angle	24.5°	24.5°	24.5°
	24.0°	24.0°	24.0°

INTERIOR DIMENSIONS (MM)			
Front leg room	GIX	GIS	EXCEED
2nd row leg room	895	895	895
3rd row leg room	820	820	820
Front head room	750	750	750
2nd row head room	950	950	950
3rd row head room	920	920	920
LOADING AREA (mm)	860	860	860
length - 2nd row seat folded and 3rd row seat stowed	1495	1495	1495

length – 2nd row seat upright and 3rd row seat stowed		845	845	845
length – 2nd and 3rd row seat upright		205	205	205
Width		1405	1405	1405
Width at wheel arches		1030	1030	1030
Luggage area floor height		1105	1105	1105
Load floor height (from ground)		710	710	710

CAPACITIES		GLX	GLS	EXCEED
Gross vehicle mass (kg)	3.8L V6 Petrol (manual)	2760	2760	–
	3.8L V6 Petrol (auto)	2760	2760	2760
	3.2L 3i-Diesel (manual)	2810	2810	–
	3.2L 3i-Diesel (auto)	2810	2810	2810
Kerb mass (kg)	3.8L V6 Petrol (manual)	2085	2135	–
	3.8L V6 Petrol (auto)	2085	2135	2165
	3.2L 3i-Diesel (manual)	2130	2220	–
	3.2L 3i-Diesel (auto)	2130	2170	2220
Payload** (kg)	3.8L V6 Petrol (manual)	680	660	–
	3.8L V6 Petrol (auto)	675	645	595
	3.2L 3i-Diesel (manual)	680	640	–
	3.2L 3i-Diesel (auto)	680	640	590
Gross combination mass (kg)	3.8L V6 Petrol (manual)	5260	5260	–
	3.8L V6 Petrol (auto)	5260	5260	5260
	3.2L 3i-Diesel (manual)	5310	5310	–
	3.2L 3i-Diesel (auto)	5310	5310	5310
Maximum front axle load (kg)	All models	1700	1700	1700
Maximum rear axle load (kg)	All models	1650	1650	1650
Seating capacity (kg)	Front	2	2	2
	2nd row	3	3	3
	3rd row			
	170kg max per person	2	2	2
Total	7	7	7	

** Payload includes occupants, fuel and fitted options (if any). The weight of these must be deducted from payload to determine actual load carrying capacity. Front and/or rear axle loads must not be exceeded.

MAXIMUM TOWING CAPACITY*		GLX	GLS	EXCEED
With trailer brakes (kg)		2500	2500	2500
Without trailer brakes (kg)		750	750	750
Towball download (kg)		250	250	250

* Subject to state regulations and towbar design. A Weight Distribution Hitch (WDH) is recommended for towball download exceeding 115kg. For further information, please refer to the Pajero Owner's Manual.

FUEL TANK CAPACITY		GLX	GLS	EXCEED
Litres		90	90	90
FUEL CONSUMPTION (ADR81/01) Litres per 100km		GLX	GLS	EXCEED
Combined	3.8L V6 Petrol (manual)	11.4	11.4	–
	3.8L V6 Petrol (auto)	15.5	15.5	15.5
	3.2L 3i-Diesel (manual)	9.6	9.6	–
	3.2L 3i-Diesel (auto)	10.7	10.7	10.7

New figures are obtained from controlled laboratory tests conducted by Mitsubishi Motors to Australia to ensure ADR81/01 and are provided to assist you in comparing the fuel consumption of Pajero with other vehicles. The actual fuel consumption you achieve will depend, however, on many factors, including your driving habits, the prevailing conditions and your vehicle equipment, condition and use.

MECHANICAL	GLX	GLX	GLS	GLS	EXCEED
Power Train	MANUAL	AUTO	MANUAL	AUTO	AUTO
3.8L V6, SOHC, MPI, 24 valve – LPG compatible	•	•	•	•	•
3.2L 3i-D, 16 valve, Intercooler Turbocharger	○	○	○	○	○
5 speed manual transmission	•	–	•	–	–
5 speed automatic transmission with 'Sports Mode' sequential style shift change and INVECS II 'Smart Logic'	–	•	–	•	•
Mechanical					
MATTS™ (Mitsubishi All Terrain Technology)					
Part Time 4WD with 'Super Select II'	•	•	•	•	•
Synchronised auto front free wheeling differential	•	•	•	•	•
Multimode Anti-lock Braking System (ABS) with Electronic Brake Force Distribution (EBD)	•	•	•	•	•
Active Traction Control	•	•	•	•	•
Active Stability Control	•	•	•	•	•
Engine Brake Assist Control	•	•	•	•	•
Power steering	•	•	•	•	•
Power assisted 4-wheel disc brakes	•	•	•	•	•
Front – vented discs	•	•	•	•	•
Rear – solid discs	•	•	•	•	•
Engine immobiliser	•	•	•	•	•
Suspension					
Independent – Double wishbone coil spring and stabiliser bar	•	•	•	•	•
Independent – Multi-link coil spring and stabiliser bar	•	•	•	•	•
Wheels and Tyres					
16" x 7.0 five spoke alloy wheels, 265/70R16 tyres (HT)	•	•	–	–	–
16" x 7.0 six spoke alloy wheels, 265/70R16 tyres (HT)	–	–	•	•	•
17" x 7.5 six spoke alloy wheels, 265/65R17 tyres (HT)	–	–	–	–	•
Matching alloy spare wheel with wheel lock nut (mounted on rear tailgate)	•	•	•	•	•

PAJERO SPECIFICATIONS

EXTERIOR	GLX	GLX	GLS	GLS	EXCEED
	MANUAL	AUTO	MANUAL	AUTO	AUTO
Exterior Styling					
Front skid plate	•	•	—	—	•
Silver coloured front skid plate	—	—	•	•	—
Fuel tank protector	•	•	•	•	•
Transfer case protector	•	•	•	•	•
Door mirrors - black (electrically controlled)	•	•	•	•	—
Door mirrors - chrome (electrically controlled)	—	—	—	—	•
Black door handles	•	•	—	—	—
Body colour door handles	—	—	•	•	•
Windscreen wiper/washer with variable intermittent	•	•	•	•	•
Tailgate wiper/washer with fixed intermittent	•	•	•	•	•
Headlamp washers	—	—	—	—	•
Fog lamps (front)	—	—	—	—	•
Fog lamp (rear)	•	•	•	•	•
Front grille - black	•	•	—	—	—
Front grille - body colour with chrome accents	—	—	•	•	•
Front and rear bumper - colour coded	•	•	•	•	•
Front (2) and rear (2) tow hooks	•	•	•	•	•
Colour coded wheelarch flares	•	•	•	•	•
Colour coded bodyside and tailgate cladding	—	—	•	•	•
Integrated side steps (colour coded)	—	—	•	•	—
Integrated side steps with illumination (colour coded)	—	—	—	—	•
Privacy glass (rear, quarter and tailgate window)	—	—	•	•	•
Colour keyed rear licence plate garnish	—	—	•	•	•
Rear roof spoiler	•	•	•	•	•
Black roof rails	—	—	—	—	•
INTERIOR					
Audio					
Security coded AM/FM Radio/CD player	•	•	•	•	•
In-dash 6 CD Stacker	•	•	•	•	—
Pillar mounted antenna	•	•	—	—	—
Power antenna with half-mast stop function	—	—	•	•	•
No. of speakers	6	6	6	6	6
Multi media					
In-dash multi function full colour 6.5" media display screen	—	—	—	—	•
Satellite navigation - Australian street mapping	—	—	—	—	•
Off road navigation mode	—	—	—	—	•
Trip computer	—	—	—	—	•
Indinometer	—	—	—	—	•
Rear mounted reversing camera	—	—	—	—	•
TV tuner with glass-mounted antenna	—	—	—	—	•
DVD/CD/MP3 player	—	—	—	—	•
MP3 compatible CD player	—	—	—	—	•
Multi Media remote control	—	—	—	—	•
Roof mounted full colour 7" rear DVD screen (MP3, VCD & CD compatible)	Acc	Acc	Acc	Acc	Acc
Wireless headphones for rear DVD unit	Acc	Acc	Acc	Acc	Acc
Remote rear DVD control	Acc	Acc	Acc	Acc	Acc
Rear television display (based on fixed rear seat unit fitted)	—	—	—	—	Acc

• standard — not available ○ optional • dealer fitted accessory

	GLX	GLX	GLS	GLS	EXCEED
	MANUAL	AUTO	MANUAL	AUTO	AUTO
Interior Styling					
4 spoke anthracite steering wheel	•	•	—	—	—
4 spoke silver and black leather bound steering wheel	•	•	•	•	—
4 spoke wood and leather wrapped steering wheel	—	—	—	—	•
Titanium look dash panel and air-conditioning outlets	•	•	•	•	—
Woodgrain look instrument panel	—	—	—	—	•
Titanium look power window switch panel surround	—	—	•	•	•
Leather wrapped gearshift knob, transfer lever and park brake lever	—	—	•	•	•
Titanium look gearshift and transfer lever panel surrounds	—	—	—	—	•
White face instrument meters - incl. twin digital trip meter, VWD mode indicator, door ajar indicator	•	•	•	•	•
Digital clock (in dash)	•	•	—	—	—
RV meter - external temperature, digital clock, date, compass, barometer, altimeter	—	—	•	•	—
RV meter - external temperature, digital clock, date, compass, barometer, altimeter, climate control settings	—	—	—	—	•
Matching carpet mats	•	•	•	•	•
Exceed embroidery on matching carpet mats	—	—	—	—	•
Safety					
Driver and front passenger SRS airbags	•	•	•	•	•
Side SRS Airbags	—	—	○	○	•
3 point EIR seat belts (all seating positions)	•	•	•	•	•
Seatbelt pretensioners	•	•	•	•	•
Day/Night rear view mirror	•	•	•	•	•
Side door impact beams	•	•	•	•	•
Child proof rear door locks	•	•	•	•	•
Child restraint anchor points	3	3	3	3	3
Seating					
Cloth seat trim	•	•	—	—	—
Velour seat trim	—	—	•	•	—
Leather seating surfaces	—	—	—	—	•
FRONT SEATS					
Dual height adjuster for driver's seat	—	—	•	•	—
Power driver and passenger seat with 8-way adjustment	—	—	—	—	•
Height adjustable seatbelt anchors	•	•	•	•	•
Height and tilt adjustable see through type headrests	•	•	•	•	•
Heated seat warmers	—	—	—	—	•
2ND ROW SEATS					
Moulded bench type	•	•	•	•	•
60:40 split folding function	•	•	•	•	•
Reclining adjuster and tumble type fold-up function	•	•	•	•	•
Height and tilt adjustable see through type headrests in outboard positions (solid type in centre)	•	•	•	•	•
3RD ROW SEATS					
Front facing bench seat	•	•	•	•	•
Folding/stowable function (folds flat into underfloor compartment)	•	•	•	•	•
Removable from vehicle	•	•	•	•	•

INTERIOR features	G1X	G1X	G1S	G1S	EXCEED
	MANUAL	AUTO	MANUAL	AUTO	AUTO
Removable and height adjustable see through type headrests	•	•	•	•	•
Comfort & Convenience					
Air conditioning	•	•	•	•	—
Electronic climate controlled air conditioning dual zone (front & rear)	—	—	—	—	•
Rear climate controls and roof mounted air ducts	—	—	—	—	•
Rear seat heater ducts	•	•	•	•	•
Power windows front and rear with driver auto down function and key off power delay	•	•	•	•	•
Cruise control	•	•	•	•	•
Electric door mirrors	•	•	•	•	•
Tilt adjustable steering column	•	•	•	•	•
Interior lamp with time delay and front map lamps	•	•	•	•	•
Rear passenger reading lamps	•	•	•	•	•
Convenience lamp in luggage area	•	•	•	•	•
Front windscreen sunshade band	—	—	•	•	•
Door mounted hazard lamps	•	•	•	•	•
Ignition key illumination	•	•	•	•	•
Variable instrument lighting dimmer	•	•	•	•	•
In-dash indicator for automatic transmission position	—	•	—	•	•
Headlamps "ON" - audible warning buzzer	•	•	•	•	•
Warning lamps include door/tailgate ajar, ATC wheel operation and low fuel	•	•	•	•	•
High rise front centre armrest - with forward adjustable side position (cloth trimmed)	•	•	•	•	—
High rise front centre armrest - with forward adjustable side position (leather trimmed)	—	—	—	—	•
Comfort & Convenience					
Accessory power sockets in front floor console and luggage area	•	•	•	•	•
Passenger assist handles	5	5	5	5	5
Passenger grab handles	4	4	4	4	4
Sun visor with ticket holder and vanity mirror	•	•	—	—	—
Sun visor with extension, vanity mirror, lamp and lid - cloth covered	—	—	•	•	•
Rear window demister	•	•	•	•	•
Remote fuel filler door release	•	•	•	•	•
Diamond Care - Premium Roadside Assistance (3yrs)	0	0	0	0	•
Security					
Central door locking (incl. tailgate) with auto relock function	•	•	•	•	•
Cabin illumination on unlock	•	•	•	•	•
Automatic cabin illumination on key removal	•	•	•	•	•
Anti-theft encrypted immobilisation	•	•	•	•	•
Flashing security lamp in security coded radio	•	•	•	•	•
Security coded multimedia system	—	—	—	—	•
Cup holders	5	5	5	5	5
Driver and passenger seat back pocket	•	•	•	•	•

• standard — not available ○ optional ♦ dealer fitted accessory ◊ Diamond products

Storage	G1X	G1X	G1S	G1S	EXCEED
	MANUAL	AUTO	MANUAL	AUTO	AUTO
Front door trim map pockets	•	•	•	•	•
Upper glove box	•	•	•	•	•
Lockable lower glove box with illumination	•	•	•	•	•
Coin tray	•	•	•	•	•
Centre storage console with upper and lower compartments	•	•	•	•	•
Coat hooks	2	2	2	2	2
Mobile phone storage tray	•	•	•	•	•
Inner tailgate handle	•	•	•	•	•
Luggage tie-down hooks	4	4	4	4	4
Tailgate pocket with net	•	•	•	•	•
Luggage area storage compartment	•	•	•	•	•
Underfloor storage compartment	•	•	•	•	•
Fully trimmed cargo area and tailgate	•	•	•	•	•



Alloy Front Protection Bar



Nudge Bar Alloy



Bonnet Protector



Skid Plate



Fender Flares



Driving Lights - Rally 1000 Series*



Driving Lights - Comet 500 Series*



Grille Guard



Headlamp Protectors



Rear Deflector



Cargo Barrier



Cargo Net




Cargo Liner



Cargo Carpet Mat



Moulded Dash Mats*



Tow Bars



Weather Shield



Fog Lamp and Switch



Fog Light Covers



Wheel Locks
Locking Wheel Nuts*



Scuff Plate Front*



Scuff Plate Rear*



Rear Extension Mirror



Snorkel

Amplified Gas Horn




CD Stacker



Rear Window Dust Deflector



Roof Rack Cross Bars



Side Steps



Door Handle Protectors



Rear DVD System



Carpet Mats



Rubber Floor Mats*



Spare Wheel Cover Vinyl



Spare Wheel Cover
in Colour Coded Plastic



Infrared Headphones

Pajero accessories. Mitsubishi accessories add style, value and practicality to your vehicle. What's really important about Genuine Mitsubishi Accessories is that they're engineered and manufactured to the same exacting standards as your vehicle. The fit is precise and designed to complement your vehicle. It simply isn't worthwhile compromising your vehicle with imitations of Mitsubishi accessories. Mitsubishi is committed to complete customer satisfaction. Therefore, when Genuine Mitsubishi Accessories are fitted to your new vehicle at time of delivery, they are covered by the Mitsubishi New Vehicle 3 year/100,000km Warranty. When they are fitted after you have purchased your new vehicle they are covered for the remainder of the new vehicle warranty or for 12 months/20,000km, whichever is the longer. In the case of Diamond Spectrum Accessories, the Warranty is 12 months/20,000km. Please check with your Mitsubishi dealer for specific model applications.

*Diamond Spectrum Accessories. Pictures are shown for illustration purposes and may not be product specific.

pajero accessories engineered to excite



Verada

The distinctive Verada continues to set the benchmark in quality and refinement. Verada comes with all the features standard on Magna, plus a ten-way adjustable power driver's seat, traction control and a premium audio system with 6 disc, in-dash CD changer. Verada models include Ei (sedan and wagon), Xi, GTVI and AWD which boasts outstanding stability, superior roadholding and improved cornering control for safer, more spirited driving.



Magna

The Magna features an impressive line up of standard features including driver, front passenger and side airbags, six-way adjustable power driver's seat, cruise control, climate control air conditioning and power windows. In addition, VR-X and VR boast new street smart styling including new seat trims, sports style instruments and a leather wrapped steering wheel, combined with the powerful performance of the 163kW engine. The Magna line up includes ES, LS, VR, VR-X. Wagon variations in ES, LS and VR.



Magna AWD and VR-X AWD

While echoing the styling of the Magna range, these models boast Mitsubishi's technically advanced QuadTec™ AWD system. This refined AWD system distributes torque equally to all four wheels, especially in low traction conditions, to deliver superior road holding, outstanding stability and improved cornering control. Magna AWD and VR-X AWD are also fitted with high performance brakes in conjunction with ABS and EBD to provide superior stopping power on all surfaces.



Challenger

A luxurious and sporty all terrain 4WD with advanced aerodynamic styling and superior ride comfort. Features a 3.0 litre V6, LPG compatible 24 valve multi-point fuel injected engine with an impressive maximum towing capacity of 2270kg.



Outlander

A compact 4WD with powerful MIVEC 2.4 litre engine the Outlander offers a unique combination of sports styling, interior space and ride comfort. Seats five people in comfort and features a range of cargo carrying options, while the automatic transmission boasts 'SPORTS MODE' sequential gearshifting.



Triton

A tough, hard working ute available in a range of powerful engine capacities and fuel types. The range of Triton models includes Cab Chassis, Double Cab and Club Cab.



Lancer

The CH Lancer takes Mitsubishi's rally-bred technology to the city streets in a distinctive look with a host of great features. The sporty VR-X, with its bold rear spoiler and black interior, boasts 16" alloy wheels, a strut brace for greater handling and 4 speed automatic transmission with "SPORTS MODE" sequential gearshifting for hands on control from the EVO type "Steermatic" 3-spoke steering wheel.



Express

One of Australia's favourite light commercial vans, Express features a choice of petrol engines that are LPG compatible. The range of body types includes Short Wheel Base (SWB), Medium Wheel Base (MWB), Window Van (SWB) and Walk-Thru model (MWB).



Grandis

While comfortably carrying seven passengers, Grandis is raising the bar in both class and style with a generous array of features and superior levels of luxury. A multitude of seating and luggage configurations combined with advanced passenger safety.



Colt

The Colt has big car performance and substance, wrapped in small car agility. It has Mitsubishi's all new sporty 1.5 litre MIVEC engine, CVT (Continuous Variable Transmission) that provides improved economy, performance and smoothness. The Colt line up includes LS and the sporty XLS.

Diamond Finance

Take the burden out of financing your new Mitsubishi vehicle with our competitive, reassuring and completely flexible range of finance products developed by Mitsubishi Motors Australia Ltd and St.George Motor Finance Limited.

Diamond Leasing

Our tailored fleet leasing services offer innovative, highly competitive features such as card purchasing, roadside assistance, specialist maintenance services, accident and claims management, optional insurance and more.

Diamond Road Side Assist

Peace of mind is guaranteed anywhere in Australia, 24 hours a day, 365 days a year with our fast, comprehensive, flexible roadside service offering assistance, repairs, towing and storage. Our Premium Roadside Assist clients also enjoy the added benefits of accommodation, medical and transport facilities.

Diamond Insurance

With the sound backing of Swann Insurance and Mitsubishi Motors Australia Ltd, Mitsubishi owners can choose between vehicle and personal protection solutions including motor vehicle, gapcover and loan protection insurance as well as a range of tailored warranty policies.

For more information on Diamond Products and Services contact your Mitsubishi Dealer.

mitsubishi range engineered to excite