

# Tiburon V6



Overseas model shown



1



2



3



4








5




6

## Exterior

-  1. New Silver (Metallic)
-  2. Ebony Black (Solid)
-  3. Noble White (Solid)
-  4. Exciting Blue (Metallic)
-  5. Samba Red (Solid)

## Interior

-  6. Black/Red combination of leather and cloth trim

Note: Car colours are indicative only and may vary due to the printing process.



Engine	Tiburon V6	
Configuration	Transverse front-mounted driving front wheels	
Engine capacity	2.7 litres (2656 cc)	
Number of cylinders	V6	
Valve system	Quad cam, 24 valves	
Maximum power	123 kW @ 6000 rpm	
Maximum torque	245 Nm @ 4000 rpm	
Fuel system	Multi-point electronic fuel injection/regular unleaded	
Bore x stroke	86.7 mm x 75 mm	
Compression ratio	10.0:1	
<b>Transmission</b>		
Manual	6 speed close ratio	
Selectronic (sequential clutchless manual mode)	4 speed HiVec* (adaptive to driver style) and lockup torque converter * Hyundai intelligent Vehicle electronic control	
<b>Gear ratio</b>	<b>Man</b>	<b>Auto</b>
1st	3.153	2.842
2nd	1.944	1.529
3rd	1.333	1.000
4th	1.055	0.712
5th	0.857	–
6th	0.704	–
Reverse	3.002	2.480
Final	4.428	4.042
<b>Suspension</b>		
Front	Independent MacPherson strut with coil spring, anti-roll stabiliser bar.	
Rear	Independent strut and multi-link with coil spring, anti-roll stabiliser bar.	
Shock absorbers (front and rear)	Sachs nitrogen gas-filled telescopic	
<b>Steering</b>		
Type	Power assisted rack and pinion	
Column	Tilt adjustable with energy absorbing dual collapsible feature	
Minimum turning circle diameter (between kerbs – m)	10.88 metres	
Number of turns lock to lock	2.57 turns	
<b>Wheels &amp; tyres</b>		
Tyres	215 / 45 R17 unidirectional	
Wheels	7.0J x 17" alloy (Space saver spare tyre)	
<b>Brakes</b>		
General	Dual-diagonal, split circuit, power assisted braking system with Electronic Brake-force Distribution (EBD)	
Front	280 x 26 mm – Ventilated disc, floating-calliper brakes with pad wear warning device	
Rear	260 x 10 mm – Self adjusting disc brake with parking brake mechanism	
ABS	4-channel / 4-sensor	
<b>Dimensions</b>		
<b>Exterior</b>		
Length	4395 mm	
Width	1760 mm	
Height	1330 mm	
Wheelbase	2530 mm	
Ground clearance	103 mm	
Wheel track – front / rear	1490 / 1490 mm	
Overhang – front / rear	975 / 890 mm	
<b>Interior</b>		
Length / width / height	1790 / 1420 / 1055 mm	
Cargo capacity seats up	418 SAE litres	
Head room – front / rear	965 / 875 mm	
Leg room – front / rear	1095 / 760 mm	
Shoulder room – front / rear	1370 / 1284 mm	
Hip room – front / rear	1310 / 1135 mm	
Fuel tank capacity	55 litres	
<b>Mass (weight)</b>		
Tare / Gross (Manual)	1369 kg / 1770 kg	
Tare / Gross (Automatic)	1380 kg / 1770 kg	
<b>Fuel figures ADR81/01*</b> Australian Design Rule 81/1 static laboratory combined average city and highway cycle test		
Manual cycle	9.7 litres / 100 km	
Automatic cycle	9.5 litres / 100 km	

\*(Source: ADR81/01. Fuel consumption will vary depending on a combination of driving habits, road conditions and the condition of the vehicle).

= Optional

#### Safety features

- Reinforced body/chassis, with rigid cabin and energy absorbing crush zones front and rear
- Driver and front passenger airbags
- 4-channel, 4-sensor Anti-skid Braking System (ABS) with Electronic Brake-force Distribution (EBD)
- Height adjustable front seat belts with pretensioners and force limiters
- Front height adjustable head restraints
- Anti-submarining front seat pans and rear seat ramps
- Front fog lights
- High density polyethylene fuel tank
- Impact absorbing bumpers and side impact intrusion bar in each door
- Two child seat anchor point brackets with covers
- High mount stop lamp
- Door opening warning lamps
- Warning lights (seatbelt, door ajar, check engine)
- Dual tone horn
- Amber coloured dash cluster lighting

#### Exterior features

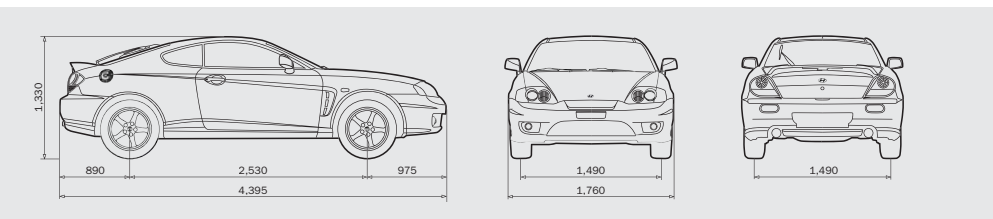
- Body colour door handles and door mirrors
- Sunroof electric 2-stage (tilt/slide)
- Rear spoiler
- Rear intermittent window wiper with washer
- Fixed flexible electric antenna
- Dual chrome tip exhaust pipes
- Race-type fuel filler cover

#### Convenience and comfort

- Air conditioning with pollen filter
- Engine immobiliser
- MP3/CD player, AM/FM tuner with security PIN code
- 6 speakers including front tweeters
- Central locking
- Keyless entry with alarm
- Power windows with driver's side one touch down function
- Remote electric door mirror adjustment
- Trip computer with distance to empty, average speed and drive time
- Cruise control
- Leather steering wheel and auto gear knob
- Centre gauge unit with torque meter, volt gauge, meter and fuel consumption
- Full engine cover
- Short throw manual gear shift lever
- Combination of leather and cloth trim seats
- Height / tilt and lumbar adjustable driver's seat
- Walk-in device on both front seats
- 50/50 split fold rear seat back rests
- Electric remote tailgate release
- Headlamps auto off when ignition key removed
- Centre cabin map reading lights and luggage lamp
- Illuminated ashtray and lighter
- Brushed metal centre dash fascia and door grab handles
- Alloy rubber pedals and foot rest
- Digital clock
- Day/night rear view mirror
- Fuel filler safety tether strap

#### Storage solutions

- Front door map pockets
- Front passenger seat back pocket
- Centre console storage box, armrest with rubber lined cup and mobile phone recesses
- Storage compartment with door by right rear seat
- Lift-out storage tray in spare wheel well
- Driver and passenger vanity mirrors with ticket holder
- Luggage net on tri-fold boot floor
- Sunglasses holder in overhead console
- Rear coat hook



Hyundai Motor Company Australia Pty Ltd 8 Baywater Drive, Homebush Bay NSW 2127 T. 02 9763 3333 F. 02 9763 3433

Hyundai Motor Company (HMC) and the Hyundai Motor Company Australia (HMCA) each reserve the right to alter vehicle specifications and equipment levels without notice. Some equipment featured on the cars in this spec. sheet may not be available in Australia or may be optional. To the extent permitted by the law, neither HMC nor HMCA shall be liable to any person as a result of reliance on the content of this spec. sheet. Please consult your Hyundai dealer for the latest specifications, equipment levels, options, prices, colours and vehicle availability. Metallic and mica paint are optional extras.  
NOTE: Information in this spec. sheet is current as at 2/2/2006.

[www.hyundai.com.au](http://www.hyundai.com.au)

Part No. TIB0105S