

Genuine Hyundai Accessories

While the Grandeur offers a comprehensive range of quality inclusions, you can further enhance your driving pleasure and ownership pride by choosing from a wide range of Genuine Hyundai Accessories that reflect your personality and add extra ease and enjoyment to your lifestyle pursuits. Importantly, Genuine Hyundai Accessories are an astute way to help keep your new Grandeur in original showroom condition and further enhance its already high levels of built-in occupant safety.

All Genuine Hyundai Accessories are covered by Hyundai's 5 Year/Unlimited Kilometre Accessories Warranty* – an Australian first. Please refer to www.hyundai.com.au/grandeur or visit your nearest Hyundai Dealer for full details.




Overseas Grandeur model shown above is not fitted with Genuine Hyundai Accessories.

Grandeur




Overseas model shown.

Exterior Colour



Sleek Silver




Noble White



Black Diamond

Interior Colour



Black Leather



Wood Grain



Beige Leather



Wood Grain

All Genuine Hyundai Accessories are covered by Hyundai's Australian First 5 Year/Unlimited Kilometre Accessories Warranty*.

* All Accessories are subject to warranty conditions. Warranty only applies to purchases from 1 September 2008. See your nearest Hyundai Dealer or visit our website at hyundai.com.au for full warranty terms and usage recommendations. Some Genuine Hyundai Accessories are not applicable to all Hyundai models. All Genuine Hyundai Accessories purchased and fitted to a Hyundai vehicle by a Hyundai dealer or authorised service outlet are covered against manufacturing faults and defects of the product for a period of 5 years from the date of purchase with no kilometre usage limit. Receipts are required to support warranty claims. This warranty does not cover minor cosmetic defects or damage or defects caused by improper maintenance or repair, fair wear and tear, accident, misuse, abuse, or unauthorised modifications. Hyundai Motor Company Australia will without charge replace or repair any defective Genuine Hyundai Accessory if work is completed by an authorised Hyundai Dealer. Any Genuine Hyundai Accessory/ies not fitted by a Hyundai dealer or authorised service outlet, will only have the benefit of a 12month/20,000kms warranty period, which ever occurs first. All warranties are additional to the implied warranties under the Trade Practices Act 1974. Accessories pictured are all sold separately at additional cost.



Hyundai Motor Company (HMC) and the Hyundai Motor Company Australia (HMCA) each reserve the right to alter vehicle specifications and equipment levels without notice. Some equipment featured on the cars in this spec sheet may not be available in Australia or may be optional. To the extent permitted by the law, neither HMC nor HMCA shall be liable to any person as a result of reliance on the content of this spec sheet. Please consult your Hyundai dealer for the latest specifications, equipment levels, options, prices, colours and vehicle availability. Metallic and mica paint are optional extras. The five year unlimited kilometre warranty is only applicable to vehicles used for private and domestic uses and is not applicable to vehicles used for certain high mileage commercial purposes i.e. Courier, Security and Rental Cars. **Note:** Information in this spec sheet is current as at 10/10/2010. Colours are indicative only and may vary due to the printing process. HMCA2082.



Engine	3.8 Petrol	2.2 CRDi
Configuration	Transverse front mounted driving front wheels	Transverse front mounted driving front wheels
Cylinder capacity	3.8 litres (3,778 cc)	2.2 litres (2,188 cc)
Number of cylinders	6 in-V	4 in-line
Valve system	Twin overhead camshaft, 4 valves per cylinder (Quad Cam, 24 valves) with CVVT	Single overhead camshaft, 4 valves per cylinder
Maximum power	194 kW @ 6000 RPM	114 kW @ 4000 RPM
Maximum torque	348 Nm @ 4500 RPM	343 Nm @ 2500 RPM
Fuel System	Sequential multi point fuel injection: tuned for 91-92 RON ULP with Returnless Fuel System (RLFS)	Common Rail Direct Injection (CRDi) Turbo Diesel
Bore x stroke	96.0 mm x 87.0 mm	87.0 mm x 92.0 mm
Compression ratio	10.4 : 1	17.3 : 1

Transmission
Automatic 5 speed automatic with electronic sequential manual mode, Hyundai intelligent Vehicle electronic control (HiVec) - adaptive to driver style, with overdrive lockout and lockup torque converter 5 speed automatic with electronic sequential manual mode, Hyundai intelligent Vehicle electronic control (HiVec) - adaptive to driver style, with overdrive lockout and lockup torque converter. 6 speed automatic with electronic sequential manual mode

Gear ratio	3.8 Petrol	2.2 CRDi
1st	3.840	3.789
2nd	2.092	2.064
3rd	1.440	1.421
4th	1.048	1.034
5th	0.728	0.728
Reverse	3.859	3.808
Final drive ratio	3.333	3.333

Steering	
Type	Power assisted rack and pinion with engine rpm sensitivity
Column	Energy absorbing dual collapsible steering column with steering wheel tilt and reach adjustment
Minimum turning circle diameter between kerbs	11.42 m
Number of steering wheel turns lock to lock	3.2 m

Brakes	
General	Dual-diagonal, split circuit, power assisted braking system with Electronic Brakeforce Distribution (EBD)
ABS	4-channel / 4 sensor Anti-skid Braking System (ABS) and Electronic Brake-force Distribution (EBD)
Front	303 mm ventilated discs
Rear	284 mm solid discs

Dimensions	
Exterior	
Length	4910 mm
Width	1850 mm
Height (With Roof Rails)	1490 mm
Wheelbase	2780 mm
Wheel tread - front/rear	1580 / 1565 mm
Minimum ground clearance (based on kerb weight)	152 mm

Interior	
Head room front / rear	1020 / 970 mm
Leg room front / rear	1110 / 970 mm
Shoulder room front / rear	1470 / 1450 mm
Hip room front / rear	1410 / 1400 mm
Cargo area SAE (VDA)	469 SAE L (VDA 523 L)

Weight	3.8 Petrol	2.2 CRDi
Kerb / GVM	1693 / 2180 kg	1752 / 2280 kg

Fuel Figures ADR81/02*	3.8 Petrol	2.2 CRDi
Combined (L / 100km)	10.8	7.9
Urban (L / 100km)	16.2	10.4
Extra (L / 100km)	7.8	6.4
CO ₂ (Combined) (g / 100km)	255	208
Fuel Tank Capacity (Litres)	75	75

Towing Capacity	3.8 Petrol	2.2 CRDi
Braked / Unbraked (kg)	1800 / 750	1100 / 550
Maximum Towball Weight (kg)	180	180

Suspension	
Front	Independent double wishbones system with coil springs and anti-roll bar
Rear	Independent multi-link type system with coil springs and anti-roll bar

Wheels & Tyres
17" x 7.0J spoke alloy wheels
235/55 R17 tyres
Full size spare tyre on alloy wheel

Active Safety
4-channel, 4 sensor Anti-skid Braking System (ABS) with Electronic Brakeforce Distribution (EBD)
ESP Stability Control incorporating Traction Control System (TCS)
Auto headlight on/off
Day / night rear view mirror
Front fog lamps
Rear high mount centre stop lamp
Reverse sensing warning system
Warning chimes (seatbelts, door ajar)
Warning lights (seatbelt, door ajar, check engine)

Passive Safety
Airbags
Driver and front passenger SRS airbags with presence detector
Dual front and rear side (thorax) SRS airbags
Front and rear passenger side curtain SRS airbags

Body
Auto unlock on impact
Reinforced body/chassis, with rigid cabin and crush zones front and rear
Side impact intrusion bars in all doors
Impact absorbing bumpers
Child safety door locks on rear doors

Seat belts
Pretensioners, load limiters and height adjustable front seatbelts
3 point retractable seat belts for all occupants

Seating
Anti-submarining front seat base steel pans and rear seat ramp
Height adjustable front active head restraints
Height adjustable rear head restraints
ISO Fix on outboard rear passenger seats
3 child seat anchor points

Security
Central locking
Engine immobiliser
Hyundai Active Locking Operation (HALO) including speed sensing auto door locking, auto door unlock when ignition key removed and inside door unlock function
Keyless entry with burglar alarm and panic feature

Multimedia and Audio System
MP3 / WMA / CD player and AM / FM tuner with 8 Infinity high output speakers externally amplified (including subwoofer)
Auxiliary audio input jack (to connect external audio source)
Integrated rear glass antenna
Steering wheel mounted audio controls
USB audio input with iPod® compatibility

Occupant Comfort
5 function trip computer
5 speed intermittent, 3 stage windscreen wipers
12 V power outlets front and rear
Ashtrays in rear door trims
Battery saving auto lights off with key removed
Cigarette lighter and ashtray in centre console
Cruise control
Dual register trip meter
Electric driver lumbar support
Electric petrol flap release switch on driver door trim
Electrically adjusted and fold in external mirrors with puddle lamp
Electrochromatic day/night rear view mirror
Heated power door mirrors with 3 mode auto dipping in reverse
Heated seats for driver and front passenger
Integrated Memory System (IMS) incorporating seats, external mirrors and steering wheel position (2 programmable settings)
One touch triple turn signal
Sports Alloy effect "Grandeur" scuff plates
Occupant assist grip handles with 2 coat hooks in rear
Power seats for driver and front passenger
Power tilt and telescopic steering wheel
Power windows with driver and front passenger one touch auto up/down function
Rain sensing wipers
Rear seat centre fold down armrest
Soft switch for one touch boot opening
Sunvisor with shade extensions and vanity mirrors
Super vision instrument cluster

Exterior Styling
Chrome bumper moulding front and rear
Chrome exterior door handles
Chrome radiator grille
Chrome strip door handles
Chrome waistline and window moulding
Signal lamp in external mirror
Twin chrome exhaust outlets

Interior Styling
Chrome interior door handles
Chrome inserts in front garnish and door trims
Chrome surround and inserts in audio system and climate controls
Leather wrapped steering wheel rim and shift knob
Leather on seats and door trim inserts
Metal finish effect on centre console with chrome inserts
Woodgrain inserts in door trims, centre fascia and centre floor console
Woodgrain insert in shift knob

Interior Lighting
Blue illuminated instrument cluster, dash audio system and climate controls
Courtesy lamps (front foot wells, centre console, glove box and doors)
Delayed fade-out interior lights
Illuminated key hole surround
Illuminated vanity mirrors
Interior door open lamps
Map lamps for driver and front and outboard rear passengers

Interior Ventilation
Full automatic, dual zone climate control with external temperature display
Rear passenger climate control air vents in centre console and footwells
Fully closable shutter type air vents

Storage Solutions
60:40 split double folding lockable rear seat
Centre floor console, flopped with twin storage bins and padded arm rest
Fold-out centre fascia storage compartment
Front seat back pockets
Illuminated, lockable, flopped glove box compartment
Map pockets on all doors (front with flip out function)
Rear cargo luggage net and tie down hooks
Retractable sunglasses compartment
Dual cup holders in rear seat centre fold down armrest
Dual cup holders in centre console

*Source: ADR81/02. Fuel consumption will vary depending on a combination of driving habits and the condition of the vehicle.