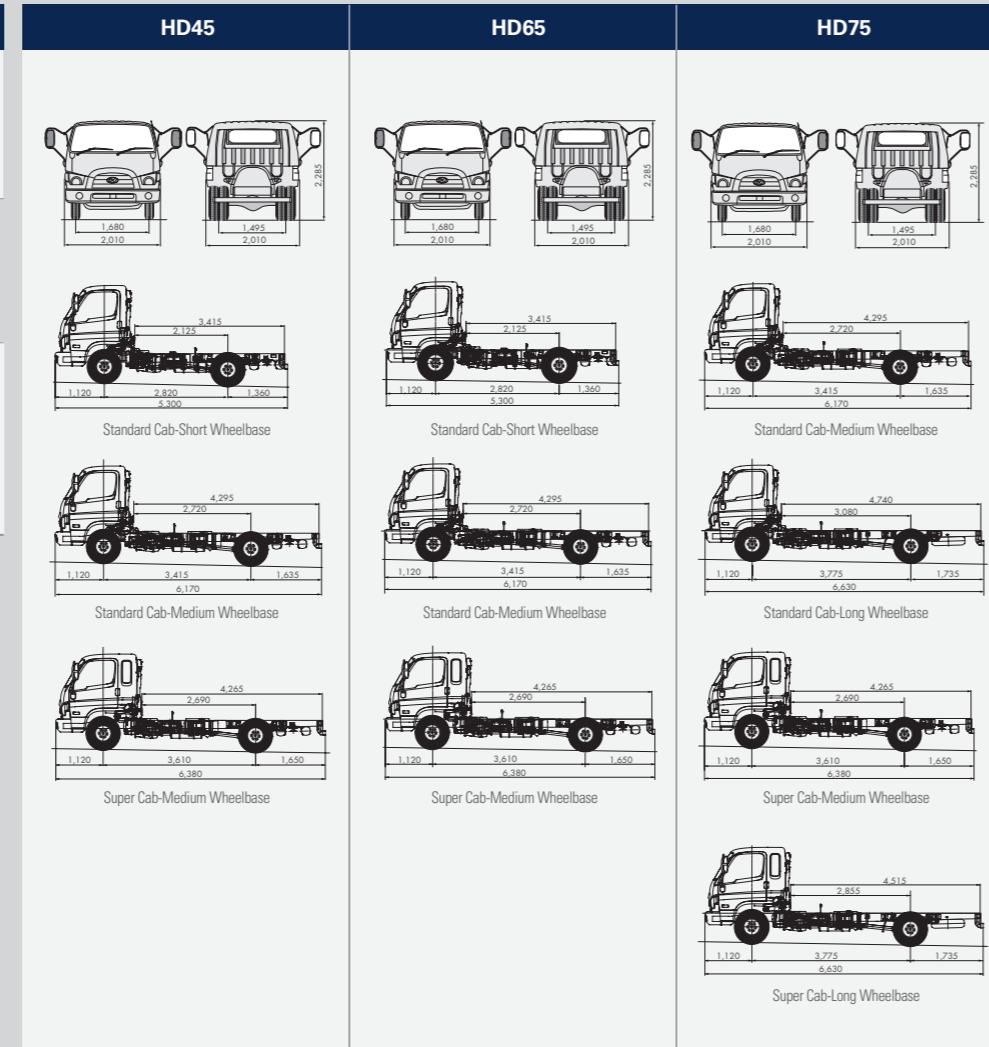


SPECIFICATION

Model Cab	GVM(kg)	GCM(kg)	Wheelbase	Engine	Transmission
HD45	4,500	8,000	2,820	F140	5 Speed Manual (Over Drive)
			3,415		
			3,610		
HD65	6,500	10,000	2,820	F150	5 Speed Manual (Over Drive)
			3,415		
			3,610		
HD75	7,500	11,000	3,415	F150	6 Speed Manual (Over Drive)
			3,775		
			3,610		
			3,775		

DIMENSIONS



Drive your way™

Hyundai Light Duty Truck
HD45 / HD65 / HD75



Hyundai Motor Company Australia Pty Ltd Corner of 394 Lane Cove Road & Hyundai Drive, Macquarie Park NSW 2113 T. 02 8873 6005

Hyundai Motor Company (HMC) and the Hyundai Motor Company Australia (HMCA) each reserve the right to alter vehicle specifications and equipment levels without notice. Some equipment featured on the vehicles in this brochure may not be available in Australia or may be optional. To the extent permitted by the law, neither HMC nor HMCA shall be liable to any person as result of reliance on the content of this spec sheet. Please consult your Hyundai dealer for the latest specifications, equipment levels, options, prices and vehicle availability.

Note : Information in this brochure is current as at 16/06/2010. Part No. HCV0901HD45/HD65/HD75

www.hyundai.com.au



The safe, dependable,
perfect partner for your business.

If you're looking for a rugged truck that fulfils every trucking expectation, meet the Hyundai HD series. Three gross vehicles, 4.5 / 6.5 / 7.5 tonne, you have real cargo shifting flexibility. Two cab choices, and long or short wheelbase, mean you can choose the perfect vehicle for your business. First class crew comfort means extra driver satisfaction. And Hyundai quality and dependability mean unbeatable operating cost efficiency with minimal capital depreciation.



Semi-Floating-Type Cab Suspension

The cab rides on two oil cushioned rubber mounts. This design innovation is one of the keys to the soft, gentle ride.



Comfortable, Spacious and ready for all your business needs.

Everyone knows people work better in the best conditions. The interior of the HD is built to increase driver and crew satisfaction, to relieve long distance fatigue and stop and start stress. It was developed by driving professionals and proven over every kind of road imaginable. Fresh, but durable trim materials and a textured floor covering, excellent NVH (Noise Vibration Harshness) isolation, new wood grain fascia trim, LED lit switches and super clear instrumentation are all part of what goes into making every Hyundai HD a driver's first choice.



Driver's Coil Suspension Seat

Sliding, reclining and coil-type suspension systems provide driver's comfort and reduce driving fatigue.

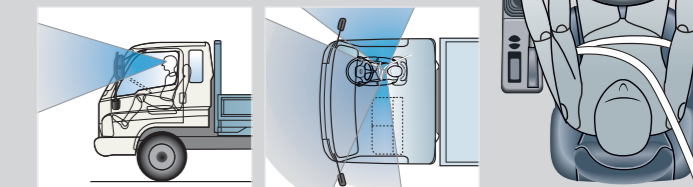


Choose your cab; comfort and flexibility is built-in

Because transport and trucking covers a whole range of industries and services with differing crew needs, the Hyundai HD series offer a full range of purpose built cabs. All with the unique blend of long distance comfort and lasting durability you naturally expect from Hyundai.

Excellent Field of View

With the new expanded windscreen and optimised seating position, drivers enjoy a maximum field of view. With better forward lines of sight drivers can confidently maneuver in tight spots. Frequently used controls have been placed within easy reach.



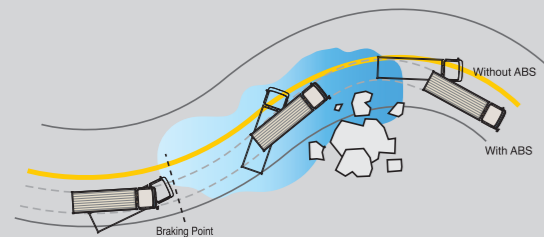
The extra spacious Super Cab

300mm of extra carrying space adds a new dimension of flexibility to this class. Whether for stowage, or as rest area, it adds extra operating potential, especially for long distance operations.



Engineered to make **light work of heavy duties**

A heat-treated, web strengthened, ultra-rigid Super Frame provides the chassis basis for the superior performance and safety of all Hyundai HD trucks. Optimal suspension resilience, fully loaded or empty, comes from the proven toughness of leaf springs with advanced shock absorber technology. Large size brake linings and tandem brake boosters, give consistently dependable and powerful braking. 4 channel type Wabco ABS integrated EBD is all standard equipped for the HD series. For greater loading capacity, HD series offer increased axle capacities, reinforced suspension, and uprated clutch and brake performance. As for routine maintenance, all fluid levels can be easily checked, and the advanced integrated fuel filter requires service only at 50,000km intervals.

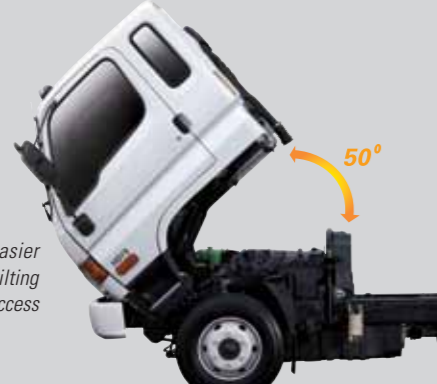


□ New ABS with EBD Braking System

The HD series offer extraordinary active safety and security by 4-channel A.B.S integrated Electronic Brake-force Distribution (EBD) system. When the system senses the brake locking in adverse or slippery road conditions, it easily adjusts and controls the braking pressures to all wheels by hydraulic control, while increasing brake pressure in emergency automatically.

□ Tilting Cab

Servicing and regular checks are easier than ever thanks to the 50-degree tilting cab which provides quick and easy access to the engine compartment.



1. Extra-Strong Frame

Heat-treated steel frame is reinforced with cross members and new bolt-type fasteners, which combine to improve resistance to frame twisting and flexing.

2. Centre Bearing

Centre Bearing improved sealing performance, is applied for which makes it easy to perform repair with excellent durability.

3. Rear Axles

All drivetrain components and axles are perfectly matched and extensively tested for supreme reliability.

□ Utilities

Hyundai makes checking fluid levels, fuses and the replacement bulbs easy. That's because the new HD45/65/75 series is all about convenience.



1. Battery Saver

Battery auto/off device, turns off activated power sources when the vehicle is not in use.

2. Air Cleaner

Improved air cleaner makes for better air filtration and longer change interval.

3. Radiator reservoir tank

4. Washer tank

5. Fuse box

6. Tool box

7. Service lamp circuit

8. Fuel filter

The NEW F-engine

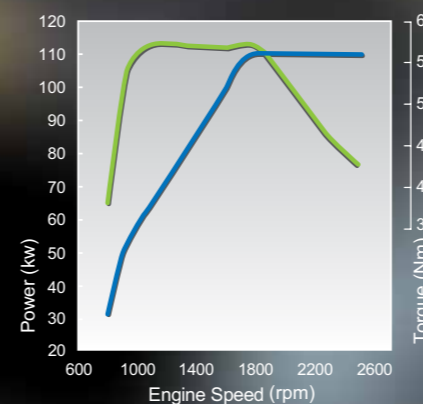
More Powerful, Smooth, Calm and Economic engine comes with Euro 4 Compliance.

The new CRDi (common rail direct injection) engine in the Hyundai HDseries produces **110kw and is capable of very fast acceleration with high torque even at low rpm.**

F-150 Euro IV

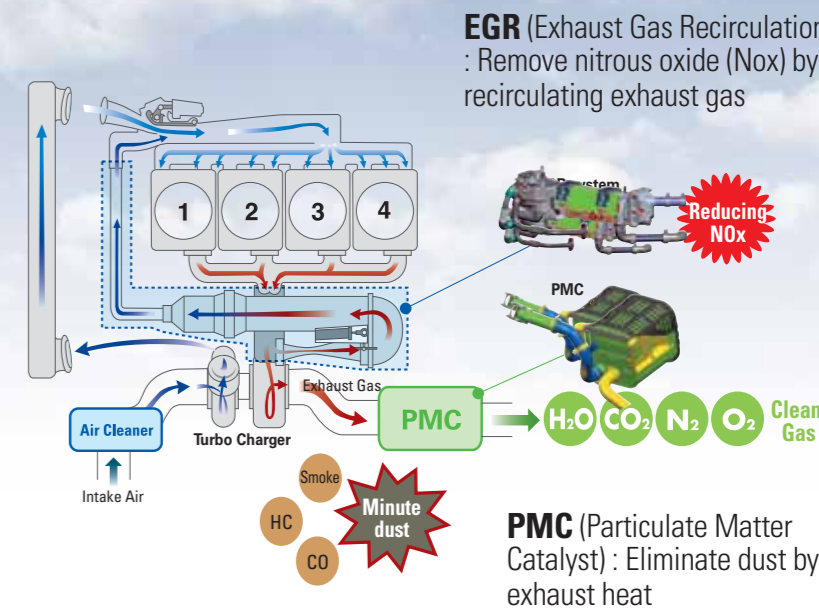
110kw / 2,500rpm

- Displacement : 3,933cc
- Max. Torque : 578Nm/1,400rpm




As a perfect counter plan for environmental regulations

EGR + PMC



□ CGI Block (Compacted Graphite Iron)



□ 4 Valve Overhead Camshaft