

OUTLANDER



love that car





The new Outlander delivers outstanding comfort, space, versatility and the safety you need to get you through an active day.

Aspire Premium with MMCS shown

New Outlander is available in several models:

- 2WD ES and LS with 2.0L MIVEC petrol engine
- 4WD ES, LS, Aspire and Aspire Premium with 2.4L MIVEC petrol engine
- 4WD LS, Aspire and Aspire Premium with 2.2L intercooled turbo diesel engine.

Mitsubishi Innovative Valve Timing Electronic Control (MIVEC) petrol engine has unprecedented fuel economy with low emissions. ECO Drive Support System encourages economic driving through driver interaction with ECO Score and ECO Drive Assist Display and driver selectable ECO Mode that provides energy saving control for the engine, air conditioning and 4 wheel drive system.

Outlander offers drivers a raft of technology at your fingertips with standard features including cruise control,

climate control air conditioning and Bluetooth® hands free with voice command and steering wheel controls.

Aspire Premium also includes a Rockford Fosgate® Premium Audio system with 710 Watts, 9-surround sound speakers including integrated 10 inch subwoofer that makes every drive sound brilliant.

Smart Key gives you complete keyless operation. Outlander Aspire recognises the key within a 70cm radius, so you can lock and unlock the doors, open the tailgate and even start the engine with the touch of a button, all with the smart key safely tucked in your pocket or bag.

Outlander Aspire features rain sensing wipers that automatically detect moisture on the windscreen and activate the wipers at a speed appropriate to the

amount of rain falling. Other sensors automatically switch on the headlights when it gets dark or when travelling through a tunnel. That's fewer things to distract you from the road ahead.

Electronic Control 4-Wheel Drive.

In order to heighten the connection with the vehicle body and other systems, the 4WD system of the new Outlander uses a variety of sensors to maximise control. The system has evolved so that the driver's intention is conveyed through all four wheels. Three driving modes are available to balance fuel economy and driving performance.

4WD ECO - Fuel efficient mode

Normally, driving is performed using 2WD, which allocates torque to the front wheels.

The car quickly detects when road conditions are slippery and contributes to stable driving by implementing 4WD, which allows torque to the rear wheels.

4WD AUTO - Normal mode

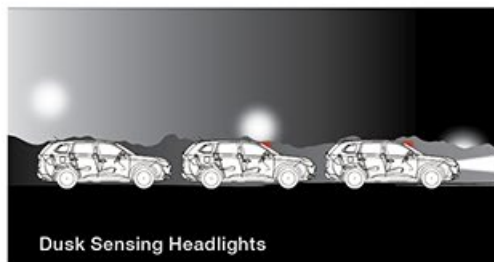
Realising appropriate 4WD capability for various road conditions such as dry asphalt roads, wet roads and snowy roads. In addition to heightened drive power in slippery conditions, the system makes turning easier.

4WD LOCK - High ground covering ability

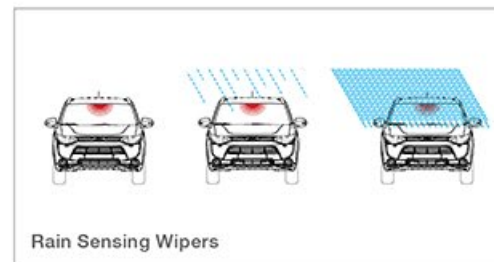
This mode excels at driving on bad roads and escaping when the vehicle is stuck. Even on normal roads, this mode provides traction driving of all 4-wheels from low speeds to high speeds.



One Touch Start System



Dusk Sensing Headlights



Rain Sensing Wipers



4WD Button



As soon as you sit in the new Mitsubishi Outlander you can see and feel the outstanding quality and comfort. But this SUV has also been designed to offer exceptional practical functionality. To maximise potential cargo space, both the second row seats and third row seats (in 7 seat models) can be flexibly arranged. In the 4WD LS and Aspire models, the second row seats can be easily moved forward for access to third row seating. Owners of the Aspire Premium can also open and close the tailgate from the driver's seat simply by using a switch.



The new Outlander is equipped with a myriad of safety features to protect both the driver and passengers in a collision with seven airbags standard including:

- side air bags to protect occupants against thorax injuries
- curtain airbags for protection from side collision
- driver and front passenger SRS airbags and a driver knee airbag for protection in the event of head on collision.

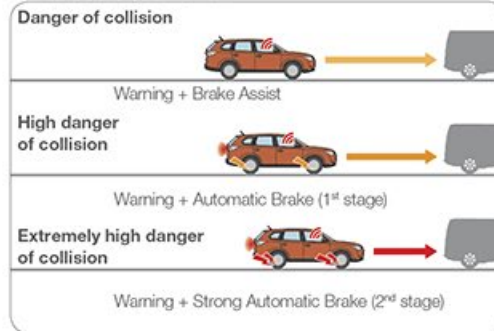
Furthermore, Outlander's protection of occupants has been dramatically heightened thanks to Forward Collision Mitigation (FCM), a technology that detects potential accidents and activates mitigation measures and Adaptive Cruise Control (ACC) which works to maintain specified speed and distance between you and the vehicle ahead. Available in Aspire Premium.

RISE Body

Mitsubishi's Reinforced Impact Safety Evolution (RISE) is a combination of a front body that absorbs impact and a high-rigidity cabin structure. In addition to increasing the amount of energy absorbed by the engine room at the time of frontal impact, a stringer has been added to the front floor in order to prevent changes in the shape of the cabin due to impact.

Forward Collision Mitigation (FCM)

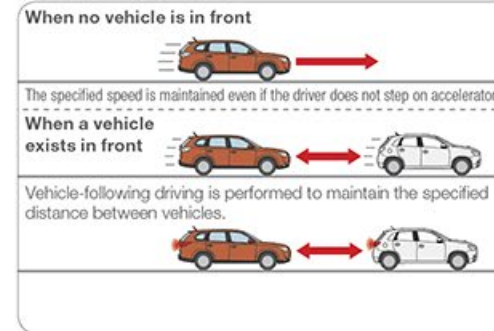
- available on Aspire Premium



This super strength cabin cocoons you and your passengers with outstanding protection in the event of an accident.

Adaptive Cruise Control (ACC)

- available on Aspire Premium



ECO Drive Support System

ECO Mode Control
ECO mode activates energy saving control for the engine, air conditioning and 4WD.

ECO Drive Assist
Displays the ECO drive level in real time.

ECO Score
The ECO driving score is displayed for a prescribed time period. (LS and Aspire only.)

For more information on the Outlander range scan the QR code or visit mitsubishi-motors.com.au



HSC



Hill Start Control (HSC)

This technology makes it easier to start off up steep city streets by preventing the vehicle from rolling backwards. It maintains the braking force for two seconds giving you time to move your foot from the brake to the accelerator.

ASC



Active Stability Control (ASC)

ASC maintains stability and control when cornering by automatically recognising under-steer and over-steer. It applies brakes to the appropriate wheels to keep you online through corners.

ATC



Active Traction Control (ATC)

ATC helps maintain traction on slippery surfaces. When sensing loss of traction in an independent wheel, ATC applies braking force to that wheel and sends extra power and torque to other wheels that have traction to keep you moving and in control.

ABS



Anti Lock Braking System (ABS)

Outlander is ready to perform if you're faced with the unexpected. ABS helps the driver maintain steering control and avoid hazards by adjusting the braking pressure to prevent the wheels from locking up under hard braking or during an emergency stop.

EBD



Electronic Brakeforce Distribution (EBD)

This technology reduces stopping distances by detecting passengers or heavier loads and then automatically increasing the rear-braking force to deliver predictable and consistent stopping performance.



2WD ES (Key Features)

Mechanical

2.0L 4cyl 16 valve SOHC MIVEC engine
5 speed manual transmission
Continuously Variable Transmission (CVT) with INVECS III Smart Logic (optional)
Electric Power steering

Exterior

16" Steel wheels with full cover
Full size spare wheel
Body colour door mirrors
Body colour door handles
High mount stop lamp
Chrome grille

Interior

Leather bound steering wheel
Leather bound gearshift
Inner scuff plates
Carpet floor covering

Comfort

Climate control air conditioning
Rear seat heater ducts
Pollen filter
Side and rear window demisters
Driver foot rest
Driver and passenger assist grip

Convenience

Cruise control with steering wheel controls
Central door locking with keyless entry
Power door mirrors
Variable intermittent windscreen wipers
Intermittent rear wiper and washer
Steering wheel audio and phone controls
Accessory power socket
Room lamp, front map lamps, cargo area lamp
Interior lamp with time delay
Ignition key cylinder illumination
Welcome/coming home light
Door courtesy light
Driver and passenger sunvisor with illuminated vanity mirror and ticket holder
Tachometer
Trip meter
Headlamps on warning, door ajar low fuel warning
ECO Drive Support System
ECO Mode Control
ECO Drive Assist Indicator
Remote fuel filler release

Storage

Floor console with storage box and lid
Door pockets - front and rear
Cup holders
Bottle holders
Seat back pocket - passenger
Fully trimmed cargo area

Seating

Cloth seat trim
Front seats
- Bucket seats
- Slide and recline adjustment
- Driver height adjustment
Second row seats
- 60:40 split folding function
- Recline and tumble fold up function
- Centre armrest with cup holders
- Height adjustable headrests x 3

Audio & Media

Electronic tune AM/FM radio/CD/MP3 player
6 speakers (includes 2 tweeters)
USB input
Multi information display - includes trip computer, outside temperature, average fuel consumption
Bluetooth® 2.0 phone connectivity and audio streaming with voice control

Safety

Driver and front passenger SRS airbags
Driver and front passenger side SRS airbags
Curtain SRS airbags
Driver knee airbag
Anti-lock Braking System (ABS)
Electronic Brakeforce Distribution (EBD)
Power brake booster with emergency brake assist system
Active Stability Control (ASC)
Active Traction Control (ATC)
Hill Start Control (HSC)
Reinforced Impact Safety Evolution (RISE) body
Intrusion minimising brake pedal
Reverse parking sensors
3 point Emergency Locking Retractors (ELR) seatbelts (all seating positions)
Auto Locking Retractor (ALR) seatbelts on outbound 2nd row seats
Front seatbelt pretensioners and force limiters
Front seatbelt height adjustable shoulder anchorages
Seatbelt warning lamp - driver and front passenger
Child proof rear door locks
Child restraint anchorage points

Security

Anti-theft encrypted engine immobiliser
Theft protection alarm
Auto relock function for central locking
Steering lock
Diamond Advantage Roadside Assist

4WD ES (Features additional to 2WD ES)

Mechanical

2.4L 4cyl SOHC 16 valve MIVEC engine
Continuously Variable Transmission (CVT) with INVECS III Smart Logic
All Wheel Control 4WD (AWC)



2WD LS (Key Features additional to 2WD ES)

Mechanical

Continuously Variable Transmission (CVT) with INVECS III Smart Logic
Paddle shift (CVT)

Exterior

16" Alloy wheels
Door mirrors with integrated turn indicator
Front fog lamps

Interior

Silver accent instrument centre panel

Comfort

Dual zone climate control air conditioning

Audio & Media

6.1" QVGA display and touch panel audio system with rear view camera interface
Privacy glass

Convenience

High contrast instrument meter with colour LCD display and ECO Score indicator

Safety

Reversing camera

Security

Cargo blind



4WD ASPIRE (Key Features additional to 4WD LS)

Exterior

18" Alloy wheels
Chrome door handles
Chrome side window garnish

Interior

Woodprint accent panel
Chrome interior door handles
Door trim leather look insert
Outer Scuff Plates

4WD LS (Key Features additional to 2WD LS)

Mechanical

2.4L 4cyl 16 valve SOHC MIVEC petrol engine or
2.2L 4cyl 16 valve DOHC intercooled turbo common rail direct injection diesel engine with 6 speed automatic transmission with INVECS II
All Wheel Control (AWC)

Seating

Second row seats
- 60: 40 split with slide, recline & tumble up function adjustment
Third row seats
- 50: 50 split with recline adjustment

4WD ASPIRE PREMIUM (Key features additional to 4WD Aspire)

- Adaptive Cruise Control
- Forward Collision Mitigation
- Power tailgate

Rockford Fosgate® premium audio with 9 speakers (includes 4 tweeters and subwoofer)
Mitsubishi Multi Communication System (MMCS) featuring 7" touch screen display with 3D navigation mapping

To see our full range of Outlander accessories visit mitsubishi-motors.com.au



Front Fog Lamps



Door Edge Moulding



Front Parking Assist Sensors



Sports Rear Spoiler



Roof Rack Cross Bars



Towbar Package

PERSONALISE YOUR OUTLANDER

How can you improve on such a stylish car as the Mitsubishi Outlander? The answer lies with our range of purpose-built accessories. We have accessories to protect your new car; gadgets to enhance your driving experience or a range of unique extras that say, "this Outlander is mine".

Mitsubishi Genuine Accessories go through an extensive program of design, development and stringent testing to ensure they meet all applicable government standards as well as Mitsubishi's own rigorous engineering and specifications and performance targets. Using Mitsubishi Genuine Accessories will ensure you get the best quality accessories that are both as durable and reliable as the Mitsubishi you drive.



Mud Flaps



Rear Bumper Plate



Tailgate Protector - Chrome



Chrome Door Handle Covers



Front Diffuser - Silver



THULE Bike Carrier



THULE Ski Carrier



THULE Pacific Luggage Pods



Alloy Wheel - 18 Inch



Chrome Towball



Outer Scuff Plates - Stainless Steel



Outer Scuff Plates - Illuminated



Dashboard Accent Panel - Silver (Black also available)



Floor Illumination - Blue



Cargo Barrier



Cargo Blind



Cargo Liner 5 Seat - Hard Plastic



Embroidered Carpet Mats



Sports Gearshift Knob

Pictures shown for illustration purposes and may not be product specific. Please check with your Mitsubishi dealer for specific model applications.

COLOUR YOUR OUTLANDER



WHITE



BLACK (P)



STARLIGHT (P)



SAPPHIRE (P)



COOL SILVER (M)




COPPER (M)



TITANIUM (M)

Interiors



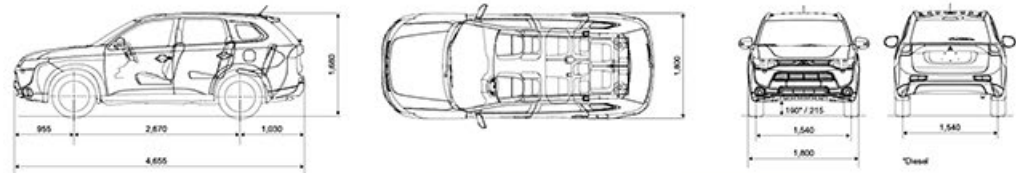
Aspiré/Aspiré Premium

LS

ES

METALLIC (M) AND PEARLESCENT (P) PAINTS ARE OPTIONAL EXTRA

Exterior Dimensions (mm)



Key Specifications

	2.0L SOHC MIVEC petrol	2.4L SOHC MIVEC petrol	2.2L DOHC intercooled diesel		
Engine					
Maximum power	110kW@6000rpm	124kW@6000rpm	110kW@3500rpm		
Maximum torque	190Nm@4200rpm	220Nm@4200rpm	360Nm@1500-2750rpm		
Maximum Towing Capacity¹	2WD/4WD	4WD	4WD		
With trailer brakes (kg)	1,600	1,600	2,000		
Without trailer brakes (kg)	735/750	750	750		
Maximum towball download (kg)	160	160	200		
Fuel Consumption² - ADR81/02 (Litres per 100kms) combined					
Manual Transmission	7.0	-	-		
Automatic Transmission	-	-	5.8		
Continuously Variable Transmission (CVT)	6.6	7.5	-		
Fuel Tank Capacity (L)	63	60	60		
Turning Circle (m)					
Kerb to Kerb	10.6	10.6	10.6	10.6	10.6
Gross Vehicle Mass (kg)	ES 2WD	ES 4WD	LS 2WD	LS 4WD	4WD ASPIRE/ASPIRE PREMIUM
2.0L MIVEC M/T	1,985	-	-	-	-
2.0L MIVEC A/T	1,985	-	1,985	-	-
2.4L MIVEC A/T	-	2,210	-	2,210	2,210
2.2L DID A/T	-	-	-	2,260	2,260
Kerb Mass (kg)					
2.0L MIVEC M/T	1,395	-	-	-	-
2.0L MIVEC A/T	1,425	-	1,425	-	-
2.4L MIVEC A/T	-	1,495	-	1,530	1,530
2.2L DID A/T	-	-	-	1,610	1,610
Cargo Area	5 seat	5 seat	5 seat	7 seat	7 seat
Length (mm)	912	912	912	912	912
Width (mm)	1,306	1,306	1,306	1,306	1,306
Width between wheel arches (mm)	974	974	974	974	974
Height (mm)	809	809	809	809	809
Capacity (L)	477	477	477	477	477
Length with 2nd row seats folded down (mm)	1,741	1,741	1,741	-	1,741
Capacity with 2nd row seats folded down (L)	1,608	1,608	1,608	-	1,608
Length with 2nd & 3rd row seats folded (mm)	-	-	-	1,741	1,741
Capacity with 2nd & 3rd row seats folded (L)	-	-	-	1,608	1,608

- Subject to state regulation and towbar designs. A Weight Distribution Hitch (WDH) is recommended for towball downloads exceeding 135kg. For further information, please refer to the Outlander owners manual.
- These figures are obtained from controlled tests conducted by Mitsubishi Motors Australia to Australian Design Rule ADR81/02 and are provided to assist you in comparing the fuel consumption of Outlander with other vehicles.



MITSUBISHI DIAMOND ADVANTAGE

5 YEAR NEW VEHICLE WARRANTY ♦ **5 YEAR ROADSIDE ASSIST**
***CAPPED PRICE SERVICING** ♦ **CUSTOMER ASSIST** ♦ **200+ DEALER NETWORK**
GENUINE SERVICE ♦ **GENUINE PARTS** ♦ **INSURANCE** ♦ **FINANCE** ♦ **PRE-OWNED VEHICLES**

¹5 year or 130,000km New Vehicle Warranty (whichever comes first). Service conditions apply. ²4 years or 60,000km Capped Price Servicing (whichever occurs first). Covers all items specified under the standard "Maintenance for normal operating conditions" scheduled detailed in the service and warranty booklet. Additional service/repair items (if required) are at additional cost. ³1 year Roadside Assist (Service conditions apply). For purchases of new Mitsubishi vehicles after 1st October 2012, your initial 12 month roadside assist will be extended for a period of 12 months from the date of the most recent eligible Capped Price Service for that vehicle performed at an authorised Mitsubishi dealer. Roadside assist, if extended in accordance with these items, is available for a maximum of up to 5 years. Conditions apply. Offer subject to change without notice. Excludes Government, Rental and National Fleet customers.

Always consult your authorised Mitsubishi Dealer for the latest details on specifications, options, prices, availability and conditions on New Vehicle warranty. All product illustrations and specifications referred to herein are believed to be correct at the time of publication approval. Subject to any applicable Federal, State or Territory Laws or ordinances, which may apply from time to time, Mitsubishi Motors Australia Limited reserves the right, without notice, or obligation, to discontinue or make changes to designs, specifications, colours and materials of the options and products referred to herein at any time without incurring any liability to any purchaser thereof. © Mitsubishi Motors Australia Limited. ABN 53 007 870 395 OUT1212 MIT4853