

PAJERO SPORT



**MITSUBISHI
MOTORS**

love that car



INTRODUCING THE ALL-NEW PAJERO SPORT.

Combining style, luxury, cutting-edge technology and genuine four-wheel drive performance, the sleek Pajero Sport fuses elegance and space for urban driving with safety and agility for off-road excitement.

Read on. You'll have the confidence to go anywhere your heart desires in the all-new Pajero Sport.





Front cover and above image: Exceed model shown.



TO BE ACTIVE, YOU NEED PLENTY OF ROOM.

A busy, energetic lifestyle is not something you can confine. Pajero Sport gives you all the interior space you need to take you comfortably to the wide, open spaces that beckon. Yet all the while you'll be in touch with leading edge technology that connects you to home.

+ Pajero Sport's innovative Smartphone Link Display Audio (SDA)[^] is a true extension of your smartphone via Android Auto^{™1} or Apple CarPlay². Connected to a 7" touchscreen, you can access your phone's compatible apps and get directions, make calls, send and receive messages and listen to music from any source including DAB radio. With a smart phone storage tray and multiple USB/HDMI connectors in the centre console, everything is taken care of. To ensure safety while you drive, the primary call and music streaming functions can be controlled by voice command or by steering wheel controls, so your eyes stay focussed on the road ahead.

- + The roomy interior gives your family members generous head and legroom as well as plenty of in-cabin storage space. The second row seats can be generously reclined for a more relaxed ride or tumbled forward to provide space for nearly anything you want to bring along for the ride.
- + Premium, dual density cushioned seats ensure a comfortable ride while the Exceed's soft leather seat facings and heated, power front seats provide that extra piece of indulgence*. Automatic dual zone climate control[†] adds to your driving comfort by keeping the optimum temperature for the driver and front passenger.
- + Pajero Sport Exceed also has an 8 speaker sound system and a rear seat DVD entertainment system with a high definition 9" monitor.



- + Smart Key lets you lock and unlock doors, and even start the engine with the touch of a button, all while your Smart Key is tucked safely in your bag or pocket.
- + The feeling of Pajero Sport is quality with premium finishes like piano black panels and an all-new high centre console dashboard. The push button electric park brake and speed sensing automatic door locking also create a feeling of quiet confidence.
- + Tilt and telescopic steering lets you find your optimum driving position while the premium leather four-spoke steering wheel features paddle shifts and phone, audio and cruise control switches. Camera switches are also on hand in Exceed models*.

- + The Multi-information display keeps you in touch with essential trip information, monitoring outside temperature, driving distance and fuel consumption.
- + Pajero Sport's intuitive technologies take care of the small things so you can focus on your journey ahead. Mitsubishi's Electronic Time and Alarms System automates things like finding your car in a dark carpark, lighting your way as you exit the car, turning on hazard lights if you have to brake suddenly, conserving battery power if you happen to leave a door open, folding the rear view mirrors in and out before and after driving and even wiping the rear window clean when you engage reverse.



*Exceed model only. #GLS and Exceed models only. Exceed model shown.

A NEW NAME, A NEW FACE
AND A NEW ATTITUDE.





Take one look at the contemporary new face of the Pajero Sport and you'll know there's performance in store.

- + The tube style LED Daytime Running Lamps (DRL) signal Pajero Sport's arrival. Even the distinctive vertical rear combination lamps make a confident statement.
- + Twin-spoke, machine finished 18" alloy wheels set Pajero Sport perfectly on the road. The built in roof rails show it means business and the resultant improved aerodynamics provide directional stability at higher speeds as well as reduced fuel consumption.
- + The aerodynamic front end design also decreases water splash on the windshield when going through water, helping to keep your field of view clear so you can see what's ahead.
- + The GLS and Exceed models are also equipped with front wipers that activate automatically when moisture is detected on the windscreen, allowing you to keep your hands on the wheel and your focus on the road ahead*.
- + Dusk sensing headlamps on the GLS and Exceed models automatically illuminate in fading light or when travelling through a tunnel*.



4WD IS NOT A BADGE, IT'S A PROMISE.



Think of any terrain and you'll know that, true to its heritage, Pajero Sport can go there.

- + Hill Descent Control (HDC) can be initiated when you start travelling down a steep gradient more than 5% at 2 - 20km/h to prevent the vehicle from gaining speed. Adjusting engine output and automatically applying the brakes to maintain the set speed, it allows you to concentrate on steering without having to manually apply the brakes.
- + Hill Start Assist (HSA) prevents your Pajero Sport from rolling backwards on hills by maintaining the braking force to give you time to move your foot from the brake to the accelerator.

+ Mitsubishi's Super Select II 4WD system delivers performance in the most challenging driving conditions and rugged terrains. This advanced technology provides four driving modes: 2WD High Range, Full Time 4WD and High and Low Range 4WD with locked centre differential. An easy-to-operate four-wheel-drive selector dial allows switching between 2WD and 4WD on the move at speeds under 100km/h[^].

+ In addition, the selectable Off Road Mode improves traction and minimises slippage. The Gravel, Mud/Snow, Sand or Rock setting can be selected to suit surface conditions and optimises engine output, transmission settings and braking, to optimise performance.



2H (2WD High Range)
For normal road conditions.[^]



4H (Full Time 4WD)
For rough roads and hazardous conditions.[^]



4HLC (4WD High Range with locked centre differential)
For rugged terrain with low-grip surfaces.[^]



4LLC (4WD Low Range with locked centre differential)
For steep hills, sand, deep snow, etc.[^]

Fording Depth (mm)



700mm

Approach/Ramp Breakover/Departure (Degrees)



30.0°

23.1°

24.2°

Climbing Angle (Degrees)



45°

Incline Angle (Degrees)



45°


POWER IS JUST ONE PART OF THE EQUATION.



At its core Pajero Sport has a 2.4L MIVEC Turbo Diesel Engine but it's the pairing with the all-new 8-speed automatic transmission that provides the optimum balance of engine power, fuel economy and interior quietness.

+ The 2.4L DOHC MIVEC 16 valve common rail intercooled diesel engine is super responsive. An aluminium cylinder block and lightweight materials reduce weight and with a compression ratio of 15.5:1, it is amongst the quietest and most efficient diesel engines on the market. Like a great athlete, it will exceed your expectations. Peak power is 133 kW at 3500 rpm, while torque is an impressive 430Nm at 2500 rpm.

- + The all-new 8-speed automatic transmission improves fuel efficiency while providing smooth acceleration and low RPM at high speeds.
- + A 11.2m turning circle means excellent manoeuvrability and drivability by requiring fewer lock-to-lock turns, making parking and negotiating tight spaces easy.
- + Towing your boat, caravan or trailer is a breeze with Pajero Sport's 3.1 tonne towing capacity.
- + Pajero Sport's suspension is double wish-bone with coil spring and stabiliser bar front and 3-link coil spring with stabiliser bar rear, which makes for a smooth, comfortable and quiet ride.




Blind Spot Warning System (BSW)^*

Change lanes with confidence with the Blind Spot Warning System. Ultrasonic sensors detect when cars are in your rear blind spots and you are alerted by a warning light in your side mirror and tachometer. If you indicate on the side the vehicle has been detected, the light will start blinking and you will be further alerted by a warning sound.

ACTIVE SAFETY FOR ACTIVE FAMILIES.

There is nothing more important to us than the safety of individuals inside and outside of the all-new Pajero Sport. Significant safety features coupled with Mitsubishi's Reinforced Impact Safety Evolution (RISE) body have earned Pajero Sport the maximum ANCAP safety rating of 5 stars so you can rest assured you're driving one of the safest cars on the road.





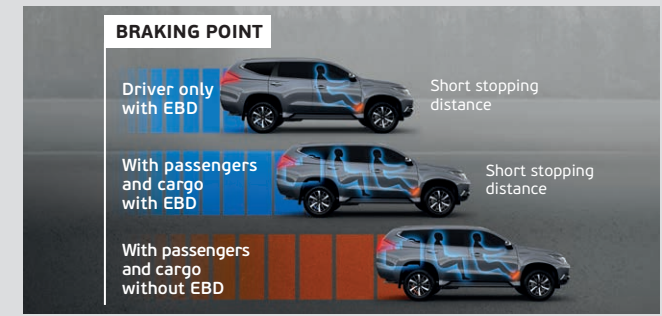
Multi Around Monitor*

The Multi Around Monitor System on Exceed models provides a bird's-eye view of your car. The view can be customised to provide a bird's-eye, front, rear or side view.



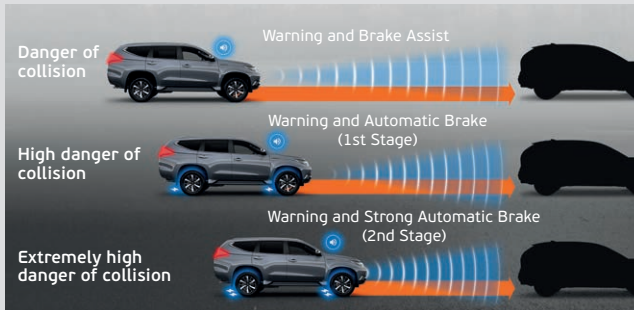
Ultrasonic misacceleration Mitigation System (UMS)*~

The Ultrasonic misacceleration Mitigation System on Exceed models reduces the chance and severity of hitting obstacles 4m in front or behind a vehicle when a driver mistakenly presses the accelerator when stationary or at speeds of up to 10km/h.



Electronic Brakeforce Distribution (EBD)

Electronic Brakeforce Distribution (EBD) works hand-in-hand with Pajero Sport's ABS computer to access load and distribute braking force between the front and rear wheels. When you have a load in the rear, it helps you stop in a shorter distance.



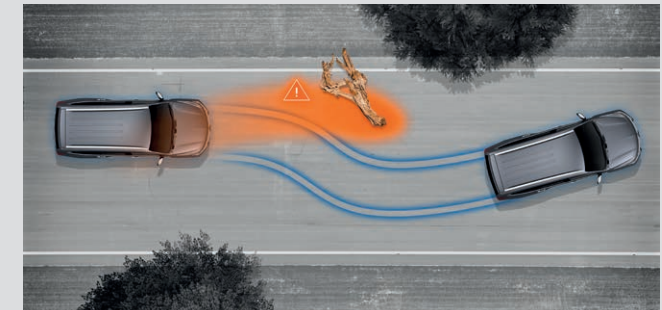
Forward Collision Mitigation (FCM)**

The Forward Collision Mitigation system detects obstructions ahead and issues a visual and audio alert when there is danger of collision, automatically applying the brakes to avoid collision or reduce impact.



Reverse camera and sensors

All models feature reverse camera and sensors. When reverse gear is engaged, the reverse camera image appears automatically in the dash screen and sensors warn you if you're getting too close to objects behind you.



Anti-lock Braking System (ABS)

Pajero Sport is equipped with an Anti-lock Braking System (ABS) which allows the driver to maintain steering control of the vehicle and manoeuvre around obstructions in heavy braking conditions.




Reinforced Impact Safety Evolution (RISE)

The Mitsubishi Reinforced Impact Safety Evolution (RISE) body means you and your passengers are protected by the latest energy absorbing body design and technology. In the event of a collision, impact-absorbing, crushable zones are designed to dissipate energy away from the passenger compartment. Energy absorbing structures at the front of Pajero Sport also reduce pedestrian head and leg injuries in the event of an accident.



7 SRS Airbags

Pajero Sport is fitted with driver and front passenger airbags and driver knee SRS airbag for maximum protection in the event of a frontal collision. Side and curtain SRS airbags are also standard fitment on all models protecting against side-on collision, inflating from the side of the seat to protect the torso, and from the roof lining to protect the head.



Trailer Stability Assist (TSA)

To prevent 'trailer swing' when towing at speed, Trailer Stability Assist (TSA) controls individual wheel slip to stabilise the trailer. The system detects when the trailer is starting to oscillate and automatically warns drivers behind, by flashing brake lights on both the car and trailer.

*Exceed model only. ~Please drive safely and never rely solely on this system while driving. UMS may not activate in some situations. Ultrasonic misacceleration Mitigation System (UMS): The engine output control activates when: driving 0-10km/h (not in N or P position); obstacle/vehicle is within approx. 4m range; accelerator pedal is pushed hard or abruptly; driver is not turning to avoid obstacle/vehicle. The detection and control capabilities of UMS are supplemental only and do not prevent misacceleration in every situation. Please read the operation manual carefully and be aware of these limitations. It is not designed to detect motorcycles or pedestrians, but may detect them and activate in some situations. + Please drive safely and never rely solely on this system while driving. The detection and control capabilities of FCM are supplemental only and do not prevent collisions in every situation. Please read the operation manual carefully and be aware of these limitations. FCM operates when a vehicle or other obstruction is in front of your vehicle. It is not designed to detect motorcycles or pedestrians, but may detect them and activate in some situations.

WHAT'S THE BEST PAJERO SPORT FOR YOU?



GLX

MECHANICAL

- 2.4L 4cyl 16 valve MIVEC intercooled turbo common rail diesel
- 8 speed automatic
- Sports Mode
- Paddle Shift
- Super Select II 4WD
- Off Road Mode
- Front stabiliser bar
- Rear stabiliser bar
- Power steering

BODY

- Front skid plate
- Engine under cover
- Front and rear tow hooks
- Centre differential

EXTERIOR

- 18" two tone alloy wheels
- LED headlamps
- LED Daytime Running Lamps (DRL)
- Fog lamps (front)
- LED tail lamps
- High mount stop lamp
- Mudflaps (rear)
- Chrome grille
- Chrome door mirrors with integrated turn indicator
- Chrome door handles
- Side steps
- Privacy glass
- Roof rails (silver)

INTERIOR

- Seating capacity - 5
- Leather bound steering wheel
- Leather bound gearshift
- Electric park brake
- Chrome interior door handles

- Carpet floor covering
- Piano black accent panel
- Piano black centre panel

COMFORT

- Climate control air conditioning
- Pollen filter
- Driver foot rest
- Driver and passenger assist grips
- Tilt & telescopic steering column

CONVENIENCE

- Cruise control
- Central door locking with keyless entry
- Smart Key
- One touch start system
- Power windows front and rear (driver auto up & down)
- Door mirrors with power fold control
- Speed sensitive variable intermittent windscreen wipers
- Steering wheel audio controls
- Steering wheel cruise control switches
- Steering wheel phone controls
- Accessory power socket x2
- Driver sunvisor with ticket holder
- Passenger sunvisor with vanity mirror
- Driver instrument meter
- Tachometer
- Trip meter
- Day/night rear view mirror
- Remote locking for side & rear door
- ECO Drive Assist Indicator
- ECO Score Indicator

STORAGE

- Glovebox- illuminated and lockable
- Floor console with storage box and lid
- Door pockets - front and rear
- Cup holders x2 (Centre console)

- Cup holders x2 (Rear seat)
- Bottle holders x4
- Sunglasses storage
- Seat back pocket - passenger

SEATING

- Water repellent cloth seat trim
- #### Front seats
- Bucket seats
 - Slide and recline adjustment
 - Driver height adjustment
 - Height and tilt adjustable headrests
- #### Second row seats
- Recline and tumble fold function
 - Centre armrest with cupholders
 - Height adjustable headrests x3
 - 60:40 split folding function

AUDIO & MEDIA

- Smartphone Link Display Audio (SDA) with 7" touch screen
- Android Auto
- Apple CarPlay
- Digital Audio Broadcast (DAB) radio
- AM/FM radio/MP3 player
- 4 speakers
- 2x USB Input
- 1x HDMI input
- iPod control
- Bluetooth phone connectivity & audio streaming with voice control
- Antenna integrated in glass
- Multi information display - includes trip computer, outside temperature, average fuel consumption

SAFETY

- Driver & front passenger SRS airbags
- Driver & front passenger side SRS airbags

- Curtain SRS airbags
- Driver knee airbag
- Anti-lock Braking System (ABS)
- Electronic Brakeforce Distribution (EBD)
- Emergency Brake Assist System (EBA)
- Emergency Stop Signal Function (ESS)
- Smart Brake
- Anti-lock Braking System (ABS)
- Active Stability Control (ASC)
- Active Traction Control (ATC)
- Trailer Stability Assist (TSA)
- Hill Start Assist (HSA)
- Hill Descent Control (HDC)
- Reinforced Impact Safety Evolution (RISE) body
- Side door impact beams
- Reverse parking sensors
- Reverse camera
- 3 point Emergency Locking Retractor (ELR) seatbelts (all seating positions)
- Front seatbelt pretensioners & force limiters
- Front seatbelt height adjustable shoulder anchorages
- Child proof rear door locks
- Child restraint anchorage points x3
- ISO-Fix child seat mountings x2
- Turn lamp in exterior rear view mirror
- Speed Limiter
- Crash detection door unlock
- Speed sensing auto door lock

SECURITY

- Anti-theft encrypted engine immobiliser
- Theft protection alarm
- Steering lock



GLS

Features additional to GLX

MECHANICAL

- Rear differential lock

INTERIOR

- Cargo tonneau cover

COMFORT

- Dual zone climate control air conditioning

CONVENIENCE

- Electrochromatic rear view mirror

SEATING

- Leather seat facings
- Power driver and passenger seat

AUDIO & MEDIA

- 6 speakers (includes 2 tweeters)

SAFETY

- Automatic rain sensing wipers
- Automatic dusk sensing headlamps



EXCEED

Features additional to GLS

EXTERIOR

- Headlamp washers

CONVENIENCE

- Steering Wheel Camera Switch

SEATING

- Heated front seats

AUDIO & MEDIA

- 8 speakers (includes 4 tweeters)
- Rear seat DVD entertainment system with remote control and headphones (2 sets)

SAFETY

- Ultrasonic misacceleration Mitigation System (UMS)
- Blind Spot Warning System (BSW)
- Forward Collision Mitigation (FCM)
- Multi Around Monitor

KEY SPECIFICATIONS			
MODEL	GLX	GLS	Exceed
Engine			
Type	4N15 D4 MIVEC Intercooled turbo diesel		
Displacement – cc	2,442		
Bore x stroke (mm)	86.0 x 105.1		
Max power (kW@rpm)	133@3,500		
Max torque (Nm@rpm)	430@2,500		
Fuel consumption (Litres per 100km) ADR 81/02	8.0		
CO2 – g/km	212		
Fuel tank capacity	68 litres		
Transmission			
8-speed automatic with Sports Mode			
Suspension – front/rear	Independent – Double Wishbone, Coil Springs with stabiliser bar/ 3-link coil springs with stabiliser bar		
Brakes – front/rear	17" Ventilated discs (2-pot) / Drum-in Ventilated Discs 16"		
Battery	95D31L		
Tyres & Wheels			
Tyres	265/60R18 110H		
Wheels	18" x 7.5J alloy wheels		
DIMENSIONS / WEIGHTS			
Interior			
Interior length – mm	2585 (max.)		
Interior width – mm	1420 (max.)		
Interior height – mm	920 (max.)		
Cargo room length – mm	1575 (max.)		
Cargo room height – mm	995 (max.)		
Cargo floor height – mm	755		
Cargo room length – mm (SAE) : Seat back to gate trim / at floor	999 / 1235		
Cargo room length with 2nd row flat – mm (SAE): Seat back to gate trim / at floor	1827 / 1716		
Cargo room height – mm (SAE)	1073		
Cargo room width – mm (SAE)	1280		
Cargo room width between wheel arches – mm (SAE)	1000		
Min ground clearance – mm	218		
Weights			
Kerb weight – kg	2045	2060	2070
Gross vehicle weight – kg	2710		
Pay load – kg	665	650	640
Maximum front axle load – kg	1260		
Maximum rear axle load – kg	1600		
Gross combination weight – kg	5400		
Towing capacity with brake – kg	3100		
Towing capacity without brake – kg	750		



Thule Touring Luggage Pod

Weathershields

Roof Racks

Fender Arch Moulding

Rear Corner Moulding

Side Moulding

Front Corner Moulding

Nudge Bar

Front Under Garnish

EXPLORE OUR ACCESSORIES RANGE.

Before you get out there, get into your Mitsubishi dealer and discover the comprehensive range of Pajero Sport accessories. Visit mitsubishi-motors.com.au for the complete listing.



Front Under Garnish



Front Corner Protectors



Fender Arch Moulding



Side Door Garnish



Rear Corner Protectors



Rear Under Garnish



Rear Spoiler



18" Alloy Wheels



Front Protection Bar



Nudge Bar



Headlamp Protectors



Bonnet Protector – Clear or Tinted



Weathershields



Under Ride Protection



Snorkel



Driving Lights



Roof Rack



Thule Touring Luggage Pod



Towbar with Towball



Carpet Mats



Rubber Mats



Luggage Tray



Neoprene Seat Covers - Front and Rear



Cargo Barrier

DIAMOND
GENUINE ACCESSORIES
ADVANTAGE

**NOT GENUINE?
DON'T RISK IT.**

COLOURS



White



Sterling Silver (M)



Titanium Grey (M)



Terra Rossa (M)



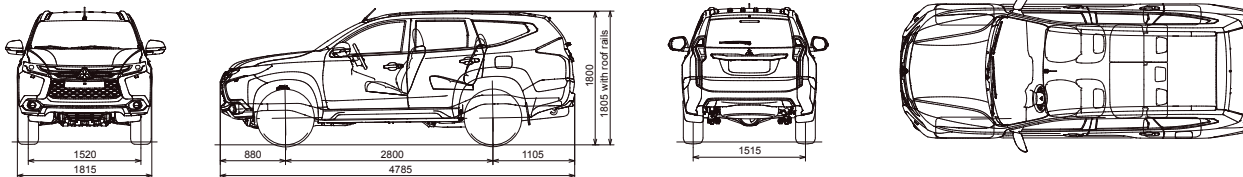
Deep Bronze (M)*



Black (P)~

(M) Metallic
(P) Pearlescent
#GLS and Exceed only
~Exceed Only

EXTERIOR DIMENSIONS (MM)



UPHOLSTERY



GLX - Fabric (Water Repellent)



GLS/Exceed -
Leather seat facings

ANOTHER REASON WHY YOU'LL LOVE THAT CAR.

MITSUBISHI
DIAMOND
ADVANTAGE **5 YEAR**
NEW CAR
WARRANTY* **4 YEAR**
CAPPED PRICE
SERVICING* **5 YEAR**
ROADSIDE
ASSIST^A

Diamond Advantage provides the highest standards of service, care and protection so you'll love that car every time you get behind the wheel of your Mitsubishi.

*5 YEAR WARRANTY

You'll never have to worry, with a 5 year or 100,000km New Vehicle Warranty (whichever occurs first).

*CAPPED PRICE SERVICING

Know the most your scheduled service is going to cost with 4 years or 60,000km Capped Priced Servicing (whichever occurs first). It covers all items specified under the standard maintenance for normal operating conditions schedule, detailed in your service and warranty booklet.

^ROADSIDE ASSIST

Wherever you go in Australia, Roadside Assist provides you with complete peace of mind 24 hours a day, 7 days a week. Complimentary for 12 months with your new Mitsubishi, Roadside Assist will be extended for an additional 12 months each time you service your Mitsubishi under our Capped Price Servicing program for a maximum of up to 5 years.

Conditions apply. Excludes Government, Rental and National Fleet customers. See mitsubishi-motors.com.au for further information.

Always consult your authorised Mitsubishi Dealer for the latest details on specifications, options, prices, availability and conditions on New Vehicle warranty. All product illustrations and specifications referred to herein are believed to be correct at the time of publication approval. Subject to any applicable Federal, State or Territory Laws or ordinances, which may apply from time to time, Mitsubishi Motors Australia Limited reserves the right, without notice, or obligation, to discontinue or make changes to designs, specifications, colours and materials of the options and products referred to herein at any time without incurring any liability to any purchaser thereof.

© Mitsubishi Motors Australia Limited. ABN 53 007 870 395 PAJSP01215 MY16 MIT1090