


# FEATURES



Rain Sensing Wipers (SLi)



Climate Control Air-conditioning (SLi)



6 Airbags



Bluetooth® Functionality\*



LED Daytime Running Light (SLi/Sport)



Reverse Parking Sensors (SLi)



Hill-start Assist Control



Cruise Control (S Premium, Si, SLi, Sport)



Vehicle Stability Management

## Exterior Colours



Clear White (UD)



Bright Silver (3D)\*



Aurora Black (ABP)\*



Urban Blue (EU2)\*



Digital Yellow (DYS)



Deep Blue (BLA)\*



Mocha (DBS)\*




Graphite (ABT)\*




Signal Red (BEG)\*

Consult your dealer on colour availabilities for each model. \*Premium paint at additional cost.

## Interior Colours



Black Cloth trim (S/S Premium/Si)



Black + Grey two tone Leather\* and Cloth trim (SLi)



Black with red stitch Leatherette trim (Sport)



79kW 1.4L Petrol Engine (S/S Premium)



103 kW 1.6L Petrol Engine (Si/SLi/Sport)

## Wheels



15" Steel Wheel (S)



15" Alloy Wheel (S Premium)



16" Alloy Wheel (Si)



17" Alloy Wheel (SLi/Sport)

For full terms and conditions on Kia's 7 Year Unlimited Km warranty, visit [www.kia.com.au](http://www.kia.com.au). Note: 7 year/150,000km warranty for vehicles used for the following: rental vehicles, hire cars, taxis, courier vehicles, driving school vehicles, security vehicles, bus and tour vehicles. Bluetooth® is a registered trademark of Bluetooth SIG. \*Not all mobile phones will be compatible with the vehicle's Bluetooth® system. \*Leather trim includes some leather-like material on selected high impact surfaces.



Kia Motors Australia Pty Ltd ABN 97 110 483 353  
PO Box 7506, Silverwater NSW 2128  
Phone 131 KIA (131 542)  
[kia.com.au](http://kia.com.au)



KMAU3696 Part Number: MSHUB161507. Printing date: September 2015



# SPECIFICATION SHEET



**RIO** MODEL YEAR 2016  
3 & 5 Door



The Power to Surprise



# RIO MY16 Mechanical & Feature List

Engine	1.4L MPI Petrol	1.6L GDI Petrol			
Engine type	In-line 4 cyl. DOHC MPI <sup>1</sup> CVVT <sup>2</sup> 16 valve	In-line 4 cyl. DOHC GDI <sup>3</sup> D-CVVT <sup>4</sup> 16 valve			
Capacity (cc)	1,396	1,591			
Max power (kW @ rpm)	79 @ 6,300	103 @ 6,300			
Max torque (Nm @ rpm)	135 @ 4,200	167 @ 4,850			
Bore x stroke (mm)	74.0 x 75.0	77.0 x 85.4			
Compression ratio	10.5 : 1	11 : 1			
Transmission	1.4L MPI Petrol	1.6L GDI Petrol			
6 speed manual	•	-			
4 speed automatic (sports-matic)	Optional	-			
6 speed automatic (sports-matic)	-	•			
Dimensions	3 & 5 Door Hatch				
Overall dimension (L x W x H) (mm) / Wheelbase (mm)	4,045 x 1,720 x 1,455 / 2,570				
Minimum ground clearance (mm)	140				
Luggage space (rear seats up) (L) / (rear seats down) (L)	288 (VDA) / 923 (VDA)				
Fuel	1.4L MPI Petrol Manual	1.4L MPI Petrol Auto	1.6L GDI Petrol Auto		
Fuel consumption (L/100km) - Combined*	5.7	6.3	6.1		
Fuel consumption (L/100km) - Urban*	7.7	8.2	8.4		
Fuel consumption (L/100km) - Extra-urban*	4.5	5.2	4.7		
CO <sub>2</sub> emission (g/km) - Combined	135	150	145		
CO <sub>2</sub> emission (g/km) - Urban	183	194	199		
CO <sub>2</sub> emission (g/km) - Extra-urban	107	125	113		
EURO emission compliant	IV				
Hood insulator	•				
Fuel type recommended	Regular unleaded**				
Fuel tank capacity (L)	43				
Weight (3/5 Door)	1.4L MPI Petrol Manual	1.4L MPI Petrol Auto	1.6L GDI Petrol Auto		
Tare weight (kg)	1,115 / 1,123	1,141 / 1,149	1,163 / 1,171		
Max. kerb weight (kg) - incl. a driver's weight 75kg	1,209 / 1,221	1,227 / 1,239	1,286 / 1,298		
Gross weight (kg)	1,558 / 1,570	1,588 / 1,600	1,618 / 1,630		
Towing Capacity <sup>5</sup>	1.4L MPI Petrol Manual	1.4L MPI Petrol Auto	1.6L GDI Petrol Auto		
Towing capacity unbraked (kg)	450	450	450		
Towing capacity braked (kg)	1,050	850	950		
Max. towball download (kg)	50	50	50		
Model Variant	1.4L MPI Petrol Manual	1.4L MPI Petrol Auto	1.6L GDI Petrol Auto		
S	3 Door / 5 Door		-		
S Premium	5 Door		-		
Si	-	-	5 Door		
SLi	-	-	5 Door		
Sport	-	-	3 Door		
Steering, Brakes and Suspension					
Power steering system	MDPS <sup>5</sup> (Electric power steering)				
Energy absorbing steering column	•				
Tilt & telescopic adjustable steering column	•				
Minimum turning circle (m)	10.5				
Front brakes / Rear brakes	256mm ventilated disc / 262mm solid disc				
Front suspension	McPherson strut				
Rear suspension	Coupled torsion beam axle				
Wheels and Tyres	S	S Premium	Si	SLi	Sport
Wheel type / size	Steel / 15"	Alloy / 15"	Alloy / 16"	Alloy / 17"	Alloy / 17"
Tyres	185/65 R15	195/65 R15	195/55 R16	205/45 R17 Continental	205/45 R17 Continental
Spare wheel type	Full size steel	Full size alloy	Full size alloy	Full size alloy	Full size alloy

Safety	S	S Premium	Si	SLi	Sport
Active Safety					
ABS (Anti-lock Braking System) with EBD <sup>6</sup> & BA <sup>7</sup>	•	•	•	•	•
ESC (Electronic Stability Control) with TCS <sup>8</sup>	•	•	•	•	•
VSM (Vehicle Stability Management)	•	•	•	•	•
HAC (Hill-start Assist Control)	•	•	•	•	•
Seatbelt reminders on all positions	•	•	•	•	•
Reverse parking sensors with dash display	-	-	-	•	-
Rear view mirror (day & night)	•	•	•	•	•
High-mounted rear stop light	•	•	•	•	•
Dusk-sensing automatic headlamps	-	-	-	•	•
Front fog lamps	-	•	•	•	•
Door open warning light	•	•	•	•	•
Speed sensing auto door lock	•	•	•	•	•
Child restraint anchorage points (3 top tether & 2 ISOFIX)	•	•	•	•	•
3-point ELR seatbelts on all positions	•	•	•	•	•
Safety	S	S Premium	Si	SLi	Sport
Passive Safety					
Driver & front passenger SRS airbags	•	•	•	•	•
Front side SRS airbags	•	•	•	•	•
Curtain SRS airbags	•	•	•	•	•
Front seatbelt pre-tensioners with load limiters	•	•	•	•	•
Side door impact beams (front & rear)	• (Front only for 3 Door)	•	•	•	Front only
Child-proof rear door locks	5 Door only	•	•	•	-
Impact sensing auto door unlocking	•	•	•	•	•
Security	S	S Premium	Si	SLi	Sport
Battery saver	•	•	•	•	•
Anti-theft immobiliser	•	•	•	•	•
Remote central locking with keyless entry & boot release	•	•	•	•	•
Folding key x 2	•	•	•	•	•
Remote fuel lid release	•	•	•	•	•
Seating	S	S Premium	Si	SLi	Sport
Seat capacity	5	5	5	5	5
Tricot cloth trim seats	•	•	•	-	-
Leatherette trim seats with red stitch	-	-	-	-	•
Leather <sup>1</sup> & cloth trim seats (two tone)	-	-	-	•	-
6-way driver's seat incl. height adjust (pumping device)	•	•	•	•	•
Front centre console armrest (with sliding function)	-	-	•	•	•
Split fold rear seats (60:40)	•	•	•	•	•
Height adjustable headrests (all seats)	•	•	•	•	•
Height adjustable front seatbelts	5 Door only	•	•	•	-
Front seatbelt guides	3 Door only	-	-	-	•
Exterior Features	S	S Premium	Si	SLi	Sport
Satin silver 'Schreyer' radiator grille surround	•	•	•	•	•
Body coloured bumpers	•	•	•	•	•
Body coloured door handles	•	•	•	•	•
Body coloured outside mirrors	•	•	•	•	•
Electric outside mirrors (heated)	•	•	•	•	•
Outside mirror mounted side indicators	-	•	•	•	•
Electric folding outside door mirrors	-	•	•	•	•
Rear lip spoiler	•	•	•	•	•
Projector type headlamps	-	-	-	•	•
LED daytime running light (DRL)	-	-	-	•	•
Static cornering lamps	-	-	-	•	•
LED rear combination lamps	-	-	-	•	•
Solar glass	-	-	-	•	•
Privacy glass (rear windows & tailgate)	-	-	-	•	-
Front wiper & washer (variable intermittent / 2-speed)	•	•	•	•	•
Rain sensing front wipers	-	-	-	•	-
Rear wiper & washer (2-speed)	•	•	•	•	•

Interior Features	S	S Premium	Si	SLi	Sport
Cruise control with steering wheel mounted controls	-	•	•	•	•
Premium steering wheel & shift knob	-	•	•	•	•
Supervision instrument cluster	-	-	•	•	•
6 function trip computer	•	•	•	•	•
Vehicle information options & maintenance	-	-	•	•	•
Manual shift indicator	Manual only	Manual only	-	-	-
ECO indicator	Auto only	Auto only	•	•	•
Digital clock (in audio) with date display	•	•	•	•	•
Ambient temperature display	•	•	•	•	•
Power windows (front & rear)	• (Front only for 3 Door)	•	•	•	Front only
Interior Features	S	S Premium	Si	SLi	Sport
Driver's window auto up & down with safety function	•	•	•	•	•
Alloy sports pedals	-	-	-	-	•
Driver's foot rest	•	•	•	•	•
Metal look interior trim (console, steering wheel & door handles)	•	•	•	•	•
Premium interior trim (soft-touch crash pad/door trims)	-	-	•	•	•
Black high-gloss centre fascia	•	•	•	•	•
Interior light with delay out	•	•	•	•	•
Front map lamps	-	-	•	•	•
Rear window defroster with timer	•	•	•	•	•
2 x 12 volt power outlet (front console)	•	•	•	•	•
Driver & passenger sunvisors with vanity mirrors	•	•	•	•	•
Vanity mirror illumination	-	-	•	•	•
Storage	S	S Premium	Si	SLi	Sport
Twin cup holders centre console	•	•	•	•	•
4 x bottle holders (front & rear)	•	•	•	•	•
Map pockets in front doors	•	•	•	•	•
Glovebox with illumination	•	•	•	•	•
Floor console storage	•	•	-	-	-
Centre console storage bin	-	-	•	•	•
Front seat back pockets	•	•	•	•	•
Luggage net hooks (cargo area)	•	•	•	•	•
Luggage screen	•	•	•	•	•
Audio	S	S Premium	Si	SLi	Sport
MP3 compatible CD player with AM/FM tuner	•	•	•	•	•
4 speakers (front & rear)	•	•	•	•	•
Front tweeters	-	•	•	•	•
AUX/USB input with iPod <sup>®</sup> compatibility (on selected iPod <sup>®</sup> models)	•	•	•	•	•
Bluetooth <sup>®</sup> connectivity (phone/address book/media stream) <sup>9</sup>	•	•	•	•	•
Steering wheel mounted audio controls	•	•	•	•	•
SDVC (Speed Dependent Volume Control)	•	•	•	•	•
My Music function (MP3 copy function from USB/MP3 CD)	•	•	•	•	•
Roof mounted antenna	•	•	•	•	•
Ventilation	S	S Premium	Si	SLi	Sport
Manual air-conditioning	•	•	•	-	•
Climate control air-conditioning	-	-	-	•	-
Clean Air module	-	-	-	•	-
Auto defog system	-	-	-	•	-

- Not available • Standard

For full terms and conditions, visit [www.kia.com.au](http://www.kia.com.au) Kia Motors Australia ABN 97110 483 353 PO Box 7506, Silverwater NSW 2128. Specifications apply to 2016 model year Rio. Kia Motors Australia reserves the right to discontinue or change the models, features, specifications, options, designs and prices of products referred to in this sheet without incurring any liability whatsoever to any purchaser or prospective purchaser of any such products. Some of the items herein are optional at additional cost. Consult your Kia dealer for the latest information on models, specifications, features, prices, options and availability. iPod<sup>®</sup> is a registered trademark of Apple Computer Inc., registered in the U.S. and other countries. Bluetooth<sup>®</sup> is a registered trademark of Bluetooth SIG. <sup>1</sup>Not all mobile phones will be compatible with the vehicle's Bluetooth<sup>®</sup> system. <sup>2</sup>Fuel consumption figures are based on ADR81/02 test results. They are useful in comparing the fuel consumption of different vehicles. They may not be the fuel consumption achieved in practice. This will depend on traffic and road conditions and how the vehicle is driven. <sup>3</sup>E10 Compatible. <sup>4</sup>Subject to State regulations and towbar design. <sup>5</sup>Leather trim includes some leather-like material on selected high impact surfaces. <sup>6</sup>MPI - Multi-Point Injection. <sup>7</sup>CVVT - Dual Continuous Variable Valve Timing. <sup>8</sup>GDI - Gasoline Direct Injection. <sup>9</sup>D-CVVT - Dual Continuous Variable Valve Timing. <sup>10</sup>MDPS - Motor-Driven Power Steering. <sup>11</sup>EBD - Electronic Brake Distribution. <sup>12</sup>BA - Brake Assist. <sup>13</sup>TCS - Traction Control System.