

MAZDA BT-50

ZOOM-ZOOM



CONTENTS

03 – Introduction	18 – Dual Cab XS
04 – Exterior Design	19 – Single Cab XT
06 – Interior Craftsmanship	20 – Freestyle Cab XT
08 – Performance	21 – Dual Cab XT
09 – BT-50 Thunder	22 – Dual Cab XTR
11 – New BT-50 SP	23 – Dual Cab GT
13 – Safety	24 – Dual Cab SP
14 – Technology	25 – Dual Cab Thunder
15 – Colours and Trims	26 – Specifications
16 – Wheels	39 – Confidence
17 – Single Cab XS	40 – Contact





THE COMPLETE PACKAGE

Reborn and rebuilt from the ground up, Mazda BT-50 is here. A whole new level of versatility and performance has been achieved through a relentless pursuit of challenging what's possible. Innovation greets you at every turn with more features at your disposal than ever before. Bold, balanced, stylish and capable, Mazda BT-50 truly is the complete package.

A BOLDER LEVEL OF DESIGN

The exterior design of Mazda BT-50 is the first true expression of Mazda's Kodo Design language in a ute. The confident, planted stance projects strength, capability and uncompromising quality. The new two-tone alloy wheel design gives BT-50 a unique and striking look. LED headlamps punctuate the front grille while sculpted side panels draw the eye to the bold rear presence. There is also a full range of accessories to add even more toughness and functionality.








CLASS-LEADING AND DRIVER-CENTRIC

Step inside the comfortable, spacious and durable cabin and you'll find yourself immersed in the highest quality Mazda design. Soft leather seats wrap the driver and passenger alike with a sense of control and calm. An expansive and stylish centre console is further evidence of the exceptional quality and finish of the premium materials. Rear seat passengers are taken care of too, with a USB charging port and air-conditioning vents.







THE COMPLETE PERFORMANCE PACKAGE

Combining the latest technology, powerful performance and off-road capability, Mazda BT-50 delivers unparalleled versatility and dependability. Both tough and fuel efficient, you can choose from either a 3.0L or 1.9L 4-cylinder turbo diesel engine. The 3.0L delivers 140kW of power and 450Nm of torque in both 6-speed auto and manual transmissions, all while using just as little as 7.7L/100km*. This is backed up by a braked towing capacity of 3,500kg, a payload capability of up to 1,196kg and a host of features for the dedicated four-wheel driver.

The punchy new 1.9L puts out 110kW, 350Nm of torque and features a six speed automatic transmission. With a towing capacity of up to 3,000kg, it makes for an exciting entry level addition to the range.



* Fuel consumption figures are based on ADR 81/02 test results. They are useful in comparing the fuel consumption of different vehicles. They may not be the fuel consumption achieved in practice. This will depend on traffic and road conditions and how the vehicle is driven.

BT-50 THUNDER

The range-topping Mazda BT-50 Thunder has arrived. The Complete Package is now completely packed with boldness, toughness and capability including an all-new sports bar, wheels, lightbar, electric tonneau cover and much more so you can conquer the workday and the weekend with ease.



Wash salt water to avoid corrosion.





NEW BT-50 SP

The latest addition to the lineup, new BT-50 SP offers a sleek, sport-luxe look. Featuring 18-inch black alloy wheels, black and grey exterior accents, sail-plane sports bar and more, it has a stylish presence both on and off road.

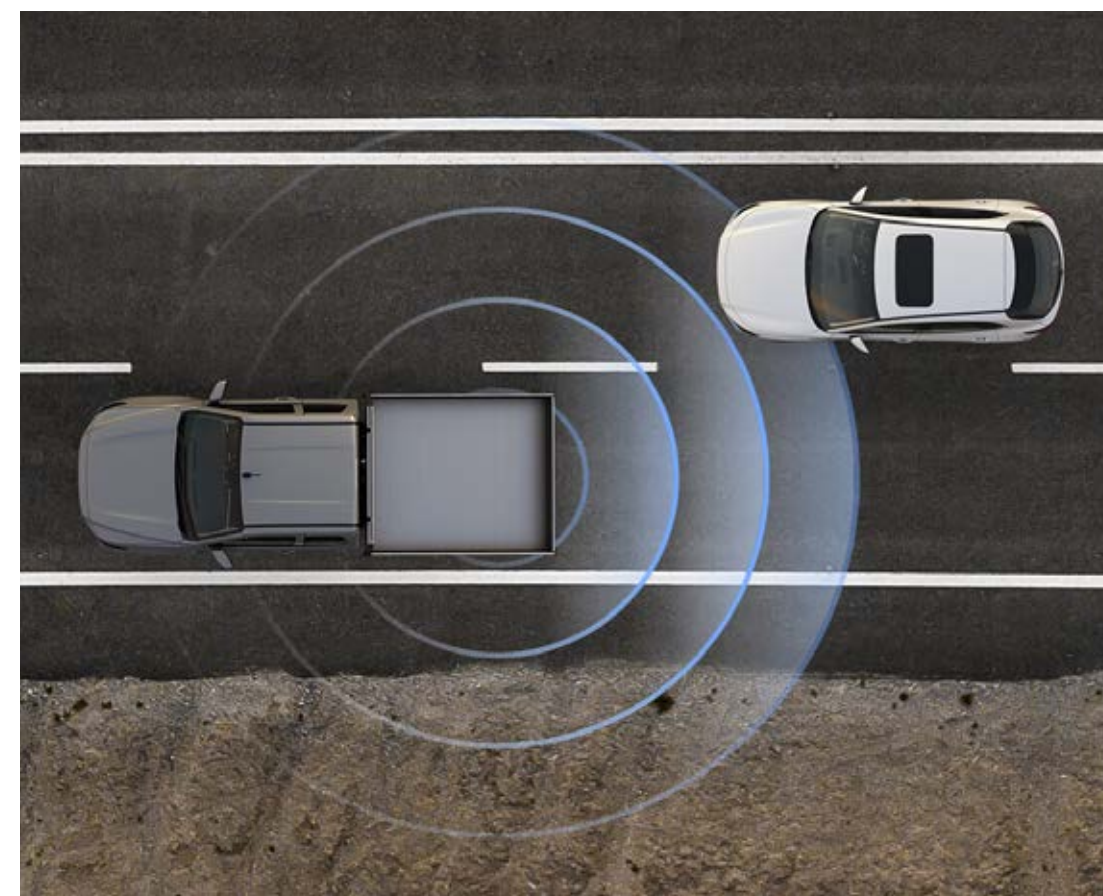

Wash salt water to avoid corrosion.





UNCOMPROMISING SAFETY

Mazda BT-50 offers a level of safety across the range that you wouldn't expect in a ute. A suite of the latest advanced safety technologies, like Autonomous Emergency Braking (AEB)[†], Blind Spot Monitor (BSM)[†], Lane Departure Warning (LDW)[†] and Automatic High Beam (AHB)[†] are standard across the range. You'll also enjoy the confidence of an 8-airbag protection system, which includes an airbag that deploys between driver and passenger.



[†] Driver assist technology only. It should not be used in place of skilled and safe driving practices. It is the driver's sole responsibility to monitor vehicle surroundings and conditions and comply with all applicable laws at all times.

TECHNOLOGY AT THE CUTTING EDGE

The very latest in class-leading technology starts with the large 9-inch touch screen display on XTR grade and above that puts it all at your fingertips. Intuitive smartphone connectivity, like Android™ Auto and wireless Apple CarPlay®§ keeps you connected to a world of functionality and entertainment. Connectivity information is also delivered to the instrument panel, helping you keep attention on the road. While the 8-speaker surround sound system, which includes two innovative roof speakers, delivers powerful, crystal clear audio for you to enjoy. As an added bonus, on GT, SP and Thunder models you can also start the engine remotely to prepare you for a quick departure.

§ Please check the compatibility of your device (particularly your mobile phone) with your Mazda Dealer as not all devices support connectivity or use all available features.



COLOURS AND TRIMS

With a choice of seven body colours and two interior trims, you can ensure your Mazda BT-50 reflects your personality and taste.

INTERIOR TRIMS



Black cloth (XT and XTR)



Brown leather# (GT & Thunder)



Black & Driftwood leather with synthetic suede (SP)



BODY COLOURS



Concrete Grey Mica




Gunblue Mica



Ice White Solid




Rock Grey Mica



Red Volcano Mica



Ingot Silver Metallic



True Black Mica

Leather interior includes some Maztex material on selected high impact surfaces.

ROLL WITH STYLE

Both 17-inch and 18-inch aluminium wheels are available with Mazda BT-50. The 18-inch wheels take on a spoke design that delivers a sense of power and depth. The 17-inch wheels convey a feeling of sophistication and functional beauty. Both sizes employ a cap that meets the spokes in the centre of the wheel, adding to Mazda BT-50's bold sense of style.



17-inch alloy on XT models



18-inch black and machined alloy on XTR and GT models



18-inch metallic black alloy on SP model



18-inch satin black alloy on Thunder model



MAZDA BT-50 SINGLE CAB XS

- » 17-inch steel wheels
- » Headlamps (LED)
- » Exterior mirrors (body coloured) with power adjustment
- » Seat trim: Black cloth
- » Air-conditioning
- » Power windows
- » Vinyl floor covering
- » Cruise control
- » Adaptive Cruise Control (ACC) with Stop & Go[†]
- » 7-inch full-colour touch screen
- » Apple Carplay[®] (wireless & USB) and Android[®] Auto (USB)[§]
- » Bluetooth[®] hands-free phone and audio capability[§]
- » DAB+ digital radio
- » Reverse camera
- » Airbags SRS: front (driver & passenger), side, curtain, knee (driver), far-side (driver)
- » Anti-lock Braking System (ABS)[†]
- » Attention Assist[†]
- » Autonomous Emergency Braking (AEB)[†]
- » Blind Spot Monitor (BSM)[†]
- » Dynamic Stability Control (DSC)[†]
- » Emergency Lane Keeping (ELK) - Overtaking[†]
- » Emergency Stop Signal (ESS)[†]
- » Automatic High Beam (AHB)[†]
- » Hill Descent Control (HDC)[†]
- » Hill Launch Assist (HLA)[†]
- » Lane Departure Warning (LDW)[†]
- » Lane Departure Prevention (LDP)[†]
- » Lane-keep Assist System (LAS)[†]
- » Rear Cross Traffic Alert (RCTA)[†]
- » Roll Over Protection (ROP)[†]
- » Secondary Collision Reduction[†]
- » Speed Assist System[†]
- » Traction Control System (TCS)[†]
- » Turn Assist[†]

POWERTRAIN

- » 1.9 litre in-line 4 cylinder 16 valve DOHC intercooled turbo diesel
- » Drivetrain: 4x2
- » Max power: 110kW @ 3,600rpm
- » Max torque: 350Nm @ 1,800-2,600rpm
- » Fuel consumption (combined): 7.0L/100km* (4x2 auto)

§ Please check the compatibility of your device (particularly your mobile phone) with your Mazda Dealer as not all devices support connectivity or use all available features. † Driver assist technology only and should not be used in place of skilled and safe driving practices. It is the driver's sole responsibility to monitor vehicle surroundings and conditions and comply with all applicable laws at all times. *Fuel consumption figures are based on ADR 81/02 test results. They are useful in comparing the fuel consumption of different vehicles. They may not be the fuel consumption achieved in practice. This will depend on traffic and road conditions and how the vehicle is driven.



MAZDA BT-50 DUAL CAB XS

- » 17-inch steel wheels (4X2)
- » 17-inch alloy wheels (4X4)
- » Headlamps (LED)
- » Exterior mirrors (body coloured) with power adjustment
- » Seat trim: Black cloth
- » Air-conditioning with rear vents
- » Power windows
- » Vinyl floor covering
- » Cruise control
- » Adaptive Cruise Control (ACC) with Stop & Go[†]
- » 7-inch full-colour touch screen
- » Apple Carplay[®] (wireless & USB) and Android[®] Auto (USB)[§]
- » Bluetooth[®] hands-free phone and audio capability[§]
- » DAB+ digital radio
- » Reverse camera
- » Rear seat USB charging point
- » Airbags SRS: front (driver & passenger), side, curtain, knee (driver), far-side (driver)
- » Anti-lock Braking System (ABS)[†]
- » Attention Assist[†]
- » Autonomous Emergency Braking (AEB)[†]
- » Blind Spot Monitor (BSM)[†]
- » Dynamic Stability Control (DSC)[†]
- » Emergency Lane Keeping (ELK) - Overtaking[†]
- » Emergency Stop Signal (ESS)[†]
- » Automatic High Beam (AHB)[†]
- » Hill Descent Control (HDC)[†]
- » Hill Launch Assist (HLA)[†]
- » Lane Departure Warning (LDW)[†]
- » Lane Departure Prevention (LDP)[†]
- » Lane-keep Assist System (LAS)[†]
- » Locking Rear Differential (LRD) - switchable on/off (4X4 models)
- » Rear Cross Traffic Alert (RCTA)[†]
- » Rear parking sensors
- » Roll Over Protection (ROP)[†]
- » Secondary Collision Reduction[†]
- » Speed Assist System[†]
- » Traction Control System (TCS)[†]
- » Turn Assist[†]

POWERTRAIN

- » 1.9 litre in-line 4 cylinder 16 valve DOHC intercooled turbo diesel
- » Drivetrain: 4x2
- » Max power: 110kW @ 3,600rpm
- » Max torque: 350Nm @ 1,800-2,600rpm
- » Fuel consumption (combined): 6.7L/100km* (4x2 auto) or 6.9L/100km* (4x4 auto)

§ Please check the compatibility of your device (particularly your mobile phone) with your Mazda Dealer as not all devices support connectivity or use all available features. † Driver assist technology only and should not be used in place of skilled and safe driving practices. It is the driver's sole responsibility to monitor vehicle surroundings and conditions and comply with all applicable laws at all times. *Fuel consumption figures are based on ADR 81/02 test results. They are useful in comparing the fuel consumption of different vehicles. They may not be the fuel consumption achieved in practice. This will depend on traffic and road conditions and how the vehicle is driven.



MAZDA BT-50 SINGLE CAB XT

- » 17-inch alloy wheels
- » Headlamps (LED)
- » Exterior mirrors (body coloured) with power adjustment
- » Seat trim: Black cloth
- » Air-conditioning
- » Power windows
- » Vinyl floor covering
- » Cruise control
- » Adaptive Cruise Control (ACC) with Stop & Go (automatic models)[†]
- » 7-inch full-colour touch screen
- » Apple Carplay[®] (wireless & USB) and Android[™] Auto (USB)[§]
- » Bluetooth[®] hands-free phone and audio capability[§]
- » DAB+ digital radio
- » Reverse camera
- » Airbags SRS: front (driver & passenger), side, curtain, knee (driver), far-side (driver)
- » Anti-lock Braking System (ABS)[†]
- » Attention Assist[†]
- » Autonomous Emergency Braking (AEB)[†]
- » Blind Spot Monitor (BSM)[†]
- » Dynamic Stability Control (DSC)[†]
- » Emergency Lane Keeping (ELK) – Overtaking[†]
- » Emergency Stop Signal (ESS)[†]
- » Automatic High Beam (AHB)[†]
- » Hill Descent Control (HDC)[†]
- » Hill Launch Assist (HLA)[†]
- » Lane Departure Warning (LDW)[†]
- » Lane Departure Prevention (LDP)[†]
- » Lane-keep Assist System (LAS) (automatic models)[†]
- » Locking Rear Differential (LRD) – switchable on/off (4X4 models)
- » Rear Cross Traffic Alert (RCTA)[†]
- » Roll Over Protection (ROP)[†]
- » Secondary Collision Reduction[†]
- » Speed Assist System[†]
- » Traction Control System (TCS)[†]
- » Turn Assist[†]

POWERTRAIN

- » 3.0 litre in-line 4 cylinder 16 valve DOHC intercooled turbo diesel
- » Drivetrain: 4x2 or 4x4
- » Max power: 140kW @ 3,600 rpm
- » Max torque: 450Nm @ 1,600 – 2,600rpm
- » Fuel consumption (combined): 8.0L/100km* (4x2 auto) or 8.0L/100km* (4x4, man) or 8.0L/100km* (4x4, auto)

§ Please check the compatibility of your device (particularly your mobile phone) with your Mazda Dealer as not all devices support connectivity or use all available features. † Driver assist technology only and should not be used in place of skilled and safe driving practices. It is the driver's sole responsibility to monitor vehicle surroundings and conditions and comply with all applicable laws at all times. *Fuel consumption figures are based on ADR 81/02 test results. They are useful in comparing the fuel consumption of different vehicles. They may not be the fuel consumption achieved in practice. This will depend on traffic and road conditions and how the vehicle is driven.



MAZDA BT-50 FREESTYLE CAB XT

- » 17-inch alloy wheels
- » Freestyle door system
- » Headlamps (LED)
- » Exterior mirrors (body coloured) with power adjustment
- » Seat trim: Black cloth
- » Air-conditioning
- » Power windows
- » Vinyl floor covering
- » Cruise control
- » Adaptive Cruise Control (ACC) with Stop & Go (automatic models)[†]
- » 7-inch full-colour touch screen
- » Apple Carplay[®] (wireless & USB) and Android[™] Auto (USB)[§]
- » Bluetooth[®] hands-free phone and audio capability[§]
- » DAB+ digital radio
- » Reverse camera
- » Airbags SRS: front (driver & passenger), side, curtain, knee (driver), far-side (driver)
- » Anti-lock Braking System (ABS)[†]
- » Attention Assist[†]
- » Autonomous Emergency Braking (AEB)[†]
- » Blind Spot Monitor (BSM)[†]
- » Dynamic Stability Control (DSC)[†]
- » Emergency Lane Keeping (ELK) – Overtaking[†]
- » Emergency Stop Signal (ESS)[†]
- » Automatic High Beam (AHB)[†]
- » Hill Descent Control (HDC)[†]
- » Hill Launch Assist (HLA)[†]
- » Lane Departure Warning (LDW)[†]
- » Lane Departure Prevention (LDP)[†]
- » Lane-keep Assist System (LAS) (automatic models)[†]
- » Locking Rear Differential (LRD) – switchable on/off (4X4 models)
- » Rear Cross Traffic Alert (RCTA)[†]
- » Roll Over Protection (ROP)[†]
- » Secondary Collision Reduction[†]
- » Speed Assist System[†]
- » Traction Control System (TCS)[†]
- » Turn Assist[†]

POWERTRAIN

- » 3.0 litre in-line 4 cylinder 16 valve DOHC intercooled turbo diesel
- » Drivetrain: 4x2 or 4x4
- » Max power: 140kW @ 3,600 rpm
- » Max torque: 450Nm @ 1,600 – 2,600rpm
- » Fuel consumption (combined): 8.0L/100km* (4x2 auto) or 8.0L/100km* (4x4, man) or 8.0L/100km* (4x4, auto)

§ Please check the compatibility of your device (particularly your mobile phone) with your Mazda Dealer as not all devices support connectivity or use all available features. † Driver assist technology only and should not be used in place of skilled and safe driving practices. It is the driver's sole responsibility to monitor vehicle surroundings and conditions and comply with all applicable laws at all times. *Fuel consumption figures are based on ADR 81/02 test results. They are useful in comparing the fuel consumption of different vehicles. They may not be the fuel consumption achieved in practice. This will depend on traffic and road conditions and how the vehicle is driven.



MAZDA BT-50 DUAL CAB XT

- » 17-inch alloy wheels
- » Headlamps (LED)
- » Exterior mirrors (body coloured) with power adjustment
- » Seat trim: Black cloth
- » Air-conditioning with rear vents
- » Power windows
- » Vinyl floor covering
- » Cruise control
- » Adaptive Cruise Control (ACC) with Stop & Go (automatic models)†
- » 7-inch full-colour touch screen
- » Apple Carplay® (wireless & USB) and Android™ Auto (USB)§
- » Bluetooth® hands-free phone and audio capability§
- » DAB+ digital radio
- » Reverse camera
- » Rear seat USB charging point
- » Airbags SRS: front (driver & passenger), side, curtain, knee (driver), far-side (driver)
- » Anti-lock Braking System (ABS)†
- » Attention Assist†
- » Autonomous Emergency Braking (AEB)†
- » Blind Spot Monitor (BSM)†
- » Dynamic Stability Control (DSC)†
- » Emergency Lane Keeping (ELK) – Overtaking†
- » Emergency Stop Signal (ESS)†
- » Automatic High Beam (AHB)†
- » Hill Descent Control (HDC)†
- » Hill Launch Assist (HLA)†
- » Lane Departure Warning (LDW)†
- » Lane Departure Prevention (LDP)†
- » Lane-keep Assist System (LAS) (automatic models)†
- » Locking Rear Differential (LRD) – A switchable on/off (4X4 models)
- » Rear Cross Traffic Alert (RCTA)†
- » Rear parking sensors (Pickup models only)
- » Roll Over Protection (ROP)†
- » Secondary Collision Reduction†
- » Speed Assist System†
- » Traction Control System (TCS)†
- » Turn Assist†

POWERTRAIN

- » 3.0 litre in-line 4 cylinder 16 valve DOHC intercooled turbo diesel
- » Drivetrain: 4x2 or 4x4
- » Max power: 140kW @ 3,600 rpm
- » Max torque: 450Nm @ 1,600 – 2,600rpm
- » Fuel consumption (combined): 8.0L/100km* (4x2 cab chassis auto) or 7.7L/100km* (4x2 pickup auto) or 8.0L/100km* (4x4 cab chassis man/auto) or 7.7L/100km* (4x4 pickup man) or 8.0L/100km* (4x4 pickup auto)

§ Please check the compatibility of your device (particularly your mobile phone) with your Mazda Dealer as not all devices support connectivity or use all available features. † Driver assist technology only and should not be used in place of skilled and safe driving practices. It is the driver's sole responsibility to monitor vehicle surroundings and conditions and comply with all applicable laws at all times. *Fuel consumption figures are based on ADR 81/02 test results. They are useful in comparing the fuel consumption of different vehicles. They may not be the fuel consumption achieved in practice. This will depend on traffic and road conditions and how the vehicle is driven.



MAZDA BT-50 DUAL CAB XTR – ADDITIONAL TO XT

- » 18-inch black and machined alloy wheels
- » Exterior mirrors with power folding function
- » Front fog lamps (LED)
- » Side steps (silver)
- » Signature daytime running lamps
- » Carpet floor covering
- » Headlamps (LED) with signature illumination and auto levelling
- » Dual zone climate control air-conditioning with rear vents
- » Leather# wrapped steering wheel and gear knob
- » Auto-dimming interior mirror
- » Rear seat with centre armrest
- » 9-inch full-colour touch screen
- » Satellite navigation
- » Advanced keyless entry

POWERTRAIN

- » 3.0 litre in-line 4 cylinder 16 valve DOHC intercooled turbo diesel
- » Drivetrain: 4x2 or 4x4
- » Max power: 140kW @ 3,600 rpm
- » Max torque: 450Nm @ 1,600 – 2,600rpm
- » Fuel consumption (combined): 7.7L/100km* (4x2 auto) or 7.7L/100km* (4x4, man) or 8.0L/100km* (4x4, auto)



18-INCH ALLOY WHEELS

The big, bold and unique design looks great and command attention wherever you go.



SIDE STEPS

Access to your Mazda BT-50 is made easier with these sturdy and functional side steps.



DUAL ZONE CLIMATE CONTROL

You can be sure everyone on board travels in comfort, including rear seat passenger who enjoy their own air vents.

§ Please check the compatibility of your device (particularly your mobile phone) with your Mazda Dealer as not all devices support connectivity or use all available features. † Driver assist technology only and should not be used in place of skilled and safe driving practices. It is the driver's sole responsibility to monitor vehicle surroundings and conditions and comply with all applicable laws at all times. *Fuel consumption figures are based on ADR 81/02 test results. They are useful in comparing the fuel consumption of different vehicles. They may not be the fuel consumption achieved in practice. This will depend on traffic and road conditions and how the vehicle is driven. #Leather interior includes some Maztex material on selected high impact surfaces.



MAZDA BT-50 DUAL CAB GT – ADDITIONAL TO XTR

- » Exterior mirrors (chrome) with heating function
- » Seat trim: Brown leather[#]
- » Driver's seat with 8-way power adjustment
- » Heated front seats
- » Remote engine start (automatic models)[^]
- » Front parking sensors

POWERTRAIN

- » 3.0 litre in-line 4 cylinder 16 valve DOHC intercooled turbo diesel
- » Drivetrain: 4x4
- » Max power: 140kW @ 3,600 rpm
- » Max torque: 450Nm @ 1,600 – 2,600rpm
- » Fuel consumption (combined): 7.7L/100km* (4x4, man) or 8.0L/100km* (4x4, auto)



BROWN LEATHER[#] SEAT TRIM

Enjoy the feeling of true quality and comfort that comes from being wrapped in the luxurious, deep brown leather[#] seats.



REMOTE ENGINE START

Now you can start your Mazda BT-50 from outside the vehicle, enabling you to heat or cool the cabin before you enter.



FRONT PARKING SENSORS

This always-handy safety feature means you can park like a pro every time.

§ Please check the compatibility of your device (particularly your mobile phone) with your Mazda Dealer as not all devices support connectivity or use all available features. † Driver assist technology only and should not be used in place of skilled and safe driving practices. It is the driver's sole responsibility to monitor vehicle surroundings and conditions and comply with all applicable laws at all times. *Fuel consumption figures are based on ADR 81/02 test results. They are useful in comparing the fuel consumption of different vehicles. They may not be the fuel consumption achieved in practice. This will depend on traffic and road conditions and how the vehicle is driven. [#]Leather interior includes some Maztex material on selected high impact surfaces. [^]Please check relevant state or territory road/road safety/traffic rules or regulations before using Remote Engine Start.



MAZDA BT-50 DUAL CAB SP – ADDITIONAL TO GT

- » 18-inch black metallic alloy wheels
- » Gloss black sail plane sports bar
- » Grey side steps
- » Gloss black fender flares
- » Grey roof rails
- » Gloss black exterior mirrors
- » Gloss black door and tailgate handles
- » Roller tonneau cover (manual operation)
- » Black grille with gunmetal signature wing
- » Seat trim: Black & Driftwood leather# with synthetic suede

POWERTRAIN


- » 3.0 litre in-line 4 cylinder 16 valve DOHC intercooled turbo diesel
- » Max power: 140kW @ 3,600rpm
- » Fuel consumption (combined): 7.7L/100km* (4x4 man) or 8.0L/100km* (4x4 auto)
- » Drivetrain: 4x4
- » Max torque: 450Nm @ 1,600-2,600rpm



DARK METALLIC ROOF RAILS
Dark metallic grey roof rails serve as the perfect frame for the sleek presence of Mazda BT-50 SP.



SAIL-PLANE SPORTS BAR
Bringing a sleek aero touch to the tub, the gloss black sail-plane sports bar adds to the overall sport-luxe look.



BLACK AND DRIFTWOOD LEATHER TRIM
The black and driftwood leather with synthetic suede trim ensures you're surrounded by style.

*Fuel consumption figures are based on ADR 81/02 test results. They are useful in comparing the fuel consumption of different vehicles. They may not be the fuel consumption achieved in practice. This will depend on traffic and road conditions and how the vehicle is driven. #Leather interior includes some Maztex material on selected high impact surfaces.



MAZDA BT-50 DUAL CAB THUNDER – ADDITIONAL TO GT

- » 18-inch black alloy wheels
- » Black single hoop bull bar
- » Black alloy sports bar
- » Black side steps
- » Black fender flares
- » Electric roller tonneau cover
- » Lightforce® 20-inch dual-row LED lightbar
- » “Thunder” decals
- » Tub liner

POWERTRAIN

- » 3.0 litre in-line 4 cylinder 16 valve DOHC intercooled turbo diesel
- » Drivetrain: 4x4
- » Max power: 140kW @ 3,600 rpm
- » Max torque: 450Nm @ 1,600-2,600rpm
- » Fuel consumption (combined): 7.7L/100km* (4x4 man) or 8.0L/100km* (4x4 auto)



SINGLE HOOP BULL BAR WITH LIGHTFORCE® LED LIGHT BAR

Push your BT-50 to the limits with this tough bull bar helping keep you and your ute safe. The LED light bar ensures you have optimum visibility wherever you go.



ELECTRIC ROLLER TONNEAU COVER

A tonneau cover which has it all. Made from durable and weather resistant aluminium, this electric cover fully integrates with your BT-50's remote central locking.



BLACK ALLOYS AND FENDER FLARES

You will love the look of these bold black alloys and fender flares. They look great on the road and off while adding a new level of toughness.

§ Please check the compatibility of your device (particularly your mobile phone) with your Mazda Dealer as not all devices support connectivity or use all available features. † Driver assist technology only and should not be used in place of skilled and safe driving practices. It is the driver's sole responsibility to monitor vehicle surroundings and conditions and comply with all applicable laws at all times. *Fuel consumption figures are based on ADR 81/02 test results. They are useful in comparing the fuel consumption of different vehicles. They may not be the fuel consumption achieved in practice. This will depend on traffic and road conditions and how the vehicle is driven. #Leather interior includes some Maztex material on selected high impact surfaces. ^Please check relevant state or territory road/road safety/traffic rules or regulations before using Remote Engine Start.

SPECIFICATIONS

		4X2						
Powertrain		Single Cab Chassis XS	Single Cab Chassis XT	Freestyle Cab Chassis XT	Dual Cab Chassis XT	Dual Cab Pickup XS	Dual Cab Pickup XT	Dual Cab Pickup XTR
Engine type		1.9 litre in-line 4 cylinder 16 valve DOHC intercooled turbo diesel	3.0 litre in-line 4 cylinder 16 valve DOHC intercooled turbo diesel			1.9 litre in-line 4 cylinder 16 valve DOHC intercooled turbo diesel	3.0 litre in-line 4 cylinder 16 valve DOHC intercooled turbo diesel	
Engine capacity		1,898cc	2,999cc			1,898cc	2,999cc	
Bore and stroke		80.0mm x 94.4mm	95.4mm x 104.9mm			80.0mm x 94.4mm	95.4mm x 104.9mm	
Compression ratio		16.5 : 1	16.3 : 1			16.5 : 1	16.3 : 1	
Maximum power		110kW @ 3,600rpm	140kW @ 3,600rpm			110kW @ 3,600rpm	140kW @ 3,600rpm	
Maximum torque		350 @ 1,800-2,600rpm	450 @ 1,600-2,600rpm			350 @ 1,800-2,600rpm	450 @ 1,600-2,600rpm	
Throttle control		Electronic (drive-by-wire)	Electronic (drive-by-wire)			Electronic (drive-by-wire)	Electronic (drive-by-wire)	
Fuel system		Common-rail, electronic direct injection	Common-rail, electronic direct injection			Common-rail, electronic direct injection	Common-rail, electronic direct injection	
Fuel tank capacity		76 litres	76 litres			76 litres	76 litres	
Recommended fuel		Diesel	Diesel			Diesel	Diesel	
Fuel consumption*	manual (combined)	—	—	—	—	—	—	—
	auto (combined)	7.0	8.0	8.0	8.0	6.7	7.7	7.7
	manual (extra urban)	—	—	—	—	—	—	—
	auto (extra urban)	6.6	6.9	6.9	6.9	6.0	6.7	6.7
	manual (urban)	—	—	—	—	—	—	—
	auto (urban)	7.9	9.8	9.8	9.8	8.3	9.5	9.5
Emissions standard		Euro stage V	Euro stage V					
Alternator		12 volts – 90 amps	12 volts – 90 amps					
Manual transmission		—	—					
Automatic transmission		6-speed	6-speed			6-speed	6-speed	
Gear ratio – manual/auto	1st	3.600	3.600			3.600	3.600	
	2nd	2.090	2.090			2.090	2.090	
	3rd	1.488	1.488			1.488	1.488	
	4th	1.000	1.000			1.000	1.000	
	5th	0.687	0.687			0.687	0.687	
	6th	0.580	0.580			0.580	0.580	
	reverse	3.732	3.732			3.732	3.732	
	final drive	4.100	3.727			4.100	3.727	
Transfer gear	high	—	—			—	—	
	low	—	—			—	—	

* Fuel consumption figures are based on ADR 81/02 test results. They are useful in comparing the fuel consumption of different vehicles. They may not be the fuel consumption achieved in practice. This will depend on traffic and road conditions and how the vehicle is driven.

SPECIFICATIONS

		4X4										
Powertrain		Single Cab Chassis XT	Freestyle Cab Chassis XT	Dual Cab Chassis XT	Dual Cab Chassis XTR	Dual Cab Pickup XS	Dual Cab Pickup XT	Dual Cab Pickup XTR	Dual Cab Pickup GT	Dual Cab Pickup SP	Dual Cab Pickup Thunder	
Engine type		3.0 litre in-line 4 cylinder 16 valve DOHC intercooled turbo diesel				1.9 litre in-line 4 cylinder 16 valve DOHC intercooled turbo diesel	3.0 litre in-line 4 cylinder 16 valve DOHC intercooled turbo diesel					
Engine capacity		2,999cc				1,898cc	2,999cc					
Bore and stroke		95.4mm x 104.9mm				80.0mm x 94.4mm	95.4mm x 104.9mm					
Compression ratio		16.3 : 1				16.5 : 1	16.3 : 1					
Maximum power		140kW @ 3,600rpm				110kW @ 3,600 rpm	140kW @ 3,600rpm					
Maximum torque		450 @ 1,600-2,600rpm				350 @ 1,800-2,600rpm	450 @ 1,600-2,600rpm					
Throttle control		Electronic (drive-by-wire)				Electronic (drive-by-wire)	Electronic (drive-by-wire)					
Fuel system		Common-rail, electronic direct injection				Common-rail, electronic direct injection	Common-rail, electronic direct injection					
Fuel tank capacity		76 litres				76 litres	76 litres					
Recommended fuel		Diesel				Diesel	Diesel					
Fuel consumption*		manual (combined)	8.0	8.0	8.0	—	—	7.7	7.7	7.7	7.7	7.7
		auto (combined)	8.0	8.0	8.0	8.0	6.9	8.0	8.0	8.0	8.0	8.0
		manual (extra urban)	6.7	6.7	6.7	—	—	6.6	6.6	6.6	6.6	6.6
		auto (extra urban)	6.9	6.9	6.9	6.9	6.3	6.9	6.9	6.9	6.9	6.9
		manual (urban)	10.2	10.2	10.2	—	—	9.7	9.7	9.7	9.7	9.7
		auto (urban)	9.8	9.8	9.8	9.8	8.1	9.8	9.8	9.8	9.8	9.8
Emissions standard		Euro stage V										
Alternator		12 volts - 90 amps										
Manual transmission		6-speed				—	6-speed					
Automatic transmission		6-speed				6-speed	6-speed					
Gear ratio – manual/auto		1st	4.942 / 3.600				3.600	4.942 / 3.600				
		2nd	2.452 / 2.090				2.090	2.452 / 2.090				
		3rd	1.428 / 1.488				1.488	1.428 / 1.488				
		4th	1.000 / 1.000				1.000	1.000 / 1.000				
		5th	0.749 / 0.687				0.687	0.749 / 0.687				
		6th	0.634 / 0.580				0.580	0.634 / 0.580				
		reverse	4.597 / 3.732				3.732	4.597 / 3.732				
		final drive	3.727				4.100	3.727				
Transfer gear		high	1.000				—	1.000				
		low	2.482				—	2.482				

* Fuel consumption figures are based on ADR 81/02 test results. They are useful in comparing the fuel consumption of different vehicles. They may not be the fuel consumption achieved in practice. This will depend on traffic and road conditions and how the vehicle is driven.

SPECIFICATIONS

		4X2							
Chassis		Single Cab Chassis XS	Single Cab Chassis XT	Freestyle Cab Chassis XT	Dual Cab Chassis XT	Dual Cab Pickup XS	Dual Cab Pickup XT	Dual Cab Pickup XTR	Dual Cab Pickup XTR
Brake diameter	front	320 mm							
	rear	295 mm							
Brake type	front	Ventilated disc							
	rear	Drum							
Steering type		Electric Power Assist Steering (EPAS)							
Suspension type	front	Independent double wishbone with coil springs and anti-roll bar							
	rear	Rigid (live) rear axle with heavy-duty leaf springs				Rigid (live) rear axle with leaf springs			
Turning circle	kerb to kerb	12.5 m							
Tyre size		255/65 R17	255/65 R17	255/65 R17	255/65 R17	255/65 R17	255/65 R17	255/65 R17	265/60 R18
Tyre index		110S							
Wheel size		17 x 7.0 J	17 x 7.0 J	17 x 7.0 J	17 x 7.0 J	17 x 7.0 J	17 x 7.0 J	17 x 7.0 J	18 x 7.5 J
Wheel type		Steel	Alloy	Alloy	Alloy	Steel	Alloy	Alloy	Alloy
Wheel size (spare)		17 x 7.0 J	17 x 7.0 J	17 x 7.0 J	17 x 7.0 J	17 x 7.0 J	17 x 7.0 J	17 x 7.0 J	18 x 7.5 J
Wheel type (spare)		Steel	Steel	Steel	Steel	Steel	Steel	Steel	Alloy

		4X4									
Chassis		Single Cab Chassis XT	Freestyle Cab Chassis XT	Dual Cab Chassis XT	Dual Cab Chassis XTR	Dual Cab Pickup XS	Dual Cab Pickup XT	Dual Cab Pickup XTR	Dual Cab Pickup GT	Dual Cab Pickup SP	Dual Cab Pickup Thunder
Brake diameter	front	320 mm									
	rear	295 mm									
Brake type	front	Ventilated disc									
	rear	Drum									
Steering type		Electric Power Assist Steering (EPAS)									
Suspension type	front	Independent double wishbone with coil springs and anti-roll bar									
	rear	Rigid (live) rear axle with heavy-duty leaf springs					Rigid (live) rear axle with leaf springs				
Turning circle	kerb to kerb	12.5 m									
Tyre size		255/65 R17	255/65 R17	255/65 R17	255/65 R17	255/65 R17	255/65 R17	265/60 R18	265/60 R18	265/60 R18	265/60 R18
Tyre index		110S									
Wheel size		17 x 7.0 J	17 x 7.0 J	17 x 7.0 J	17 x 7.0 J	17 x 7.0 J	17 x 7.0 J	18 x 7.5 J	18 x 7.5 J	18 x 7.5 J	18 x 7.5 J
Wheel type		Alloy	Alloy	Alloy	Alloy	Alloy	Alloy	Alloy	Alloy	Alloy	Alloy
Wheel size (spare)		17 x 7.0 J	17 x 7.0 J	17 x 7.0 J	17 x 7.0 J	17 x 7.0 J	17 x 7.0 J	18 x 7.5 J	18 x 7.5 J	18 x 7.5 J	18 x 7.5 J
Wheel type (spare)		Steel	Steel	Steel	Steel	Steel	Steel	Alloy	Alloy	Alloy	Alloy

SPECIFICATIONS

		4X2							4X4									
		Single Cab Chassis XS	Single Cab Chassis XT	Freestyle Cab Chassis XT	Dual Cab Chassis XT	Dual Cab Pickup XS	Dual Cab Pickup XT	Dual Cab Pickup XTR	Single Cab Chassis XT	Freestyle Cab Chassis XT	Dual Cab Chassis XT	Dual Cab Chassis XTR	Dual Cab Pickup XS	Dual Cab Pickup XT	Dual Cab Pickup XTR	Dual Cab Pickup GT	Dual Cab Pickup SP	Dual Cab Pickup Thunder
Weights and capacities	Axle capacity	1,450 kg							1,450 kg									
		1,910 kg							1,910 kg									
Gross Combined Mass (GCM) ¹	manual	—	—	—	—	—	—	—	5,950 kg	5,950 kg	5,950 kg	—	—	5,950 kg	5,950 kg	5,950 kg	5,950 kg	5,950 kg
	auto	5,500 kg	5,850 kg	5,850 kg	5,850 kg	5,500 kg	5,850 kg	5,850 kg	6,000 kg	6,000 kg	6,000 kg	6,000 kg	5,500 kg	6,000 kg	6,000 kg	6,000 kg	6,000 kg	6,000 kg
Gross Vehicle Mass (GVM) ²	manual	—	—	—	—	—	—	—	3,100 kg	3,100 kg	3,100 kg	—	—	3,100 kg	3,100 kg	3,100 kg	3,100 kg	3,100 kg
	auto	3,000 kg	3,000 kg	3,000 kg	3,000 kg	3,000 kg	3,000 kg	3,000 kg	3,100 kg	3,100 kg	3,100 kg	3,100 kg	3,100 kg	3,100 kg	3,100 kg	3,100 kg	3,100 kg	3,100 kg
Kerb weight ³	manual	—	—	—	—	—	—	—	1,760 kg	1,830 kg	1,880 kg	—	—	2,005 kg	2,020 kg	2,025 kg	2,198 kg	2,203 kg
	auto	1,620 kg	1,685 kg	1,755 kg	1,805 kg	1,865 kg	1,925 kg	1,945 kg	1,770 kg	1,840 kg	1,890 kg	1,910 kg	1,935 kg	2,010 kg	2,030 kg	2,035 kg	2,208 kg	2,213 kg
Kerb weight when fitted with Mazda Standard Alloy Tray ³	manual	—	—	—	—	—	—	—	1,904 kg	1,955 kg	1,994 kg	—	—	—	—	—	—	—
	auto	1,764 kg	1,829 kg	1,880 kg	1,919 kg	—	—	—	1,914 kg	1,965 kg	2,004 kg	2,024 kg	—	—	—	—	—	—
Payload ⁴	manual	—	—	—	—	—	—	—	1,340 kg	1,270 kg	1,220 kg	—	—	1,095 kg	1,080 kg	1,075 kg	902 kg	897 kg
	auto	1,380 kg	1,315 kg	1,245 kg	1,195 kg	1,135 kg	1,075 kg	1,055 kg	1,330 kg	1,260 kg	1,210 kg	1,190 kg	1,165 kg	1,090 kg	1,070 kg	1,065 kg	892 kg	887 kg
Payload when fitted with Mazda Standard Alloy Tray ⁴	manual	—	—	—	—	—	—	—	1,196 kg	1,145 kg	1,106 kg	—	—	—	—	—	—	—
	auto	1,236 kg	1,171 kg	1,120 kg	1,081 kg	—	—	—	1,186 kg	1,135 kg	1,096 kg	1,076 kg	—	—	—	—	—	—
Seating capacity		2	2	2	5	5	5	5	2	2	5	5	5	5	5	5	5	5
Tow ball download [¶]	maximum	350 kg							350 kg									
Towing capacity [¶]	braked	3,000 kg	3,500 kg	3,500 kg	3,500 kg	3,000 kg	3,500 kg	3,500 kg	3,500 kg	3,500 kg	3,500 kg	3,500 kg	3,000 kg	3,500 kg	3,500 kg	3,500 kg	3,500 kg	3,500 kg
	unbraked	750 kg							750 kg									

¶ When fitted with a Mazda Genuine Towing Kit. Subject to State or Territory regulations.

1 Gross Combined Mass (GCM) is the total permissible combined weight of the vehicle and trailer/caravan being towed including occupants, fuel and cargo.

2 Gross Vehicle Mass (GVM) is the total permissible weight of the vehicle including occupants, fuel and cargo.

3 Kerb weight is the unladen weight of the vehicle including all fluids and a full tank of fuel.

4 Maximum payload weight is calculated as the difference between GVM and kerb weight. The weight of any vehicle occupants, options, accessories, modifications, cargo and tow ball download must be included when calculating payload weight.

SPECIFICATIONS

		4X2						4X4										
		Single Cab Chassis XS	Single Cab Chassis XT	Freestyle Cab Chassis XT	Dual Cab Chassis XT	Dual Cab Pickup XS	Dual Cab Pickup XT	Dual Cab Pickup XTR	Single Cab Chassis XT	Freestyle Cab Chassis XT	Dual Cab Chassis XT	Dual Cab Chassis XTR	Dual Cab Pickup XS	Dual Cab Pickup XT	Dual Cab Pickup XTR	Dual Cab Pickup GT	Dual Cab Pickup SP	Dual Cab Pickup Thunder
Dimensions																		
Cargo box floor height to ground (mm)		—	—	—	—	828	828	833	—	—	—	—	828	828	833	833	833	833
Cargo box floor length (mm)		—	—	—	—	1,571	1,571	1,571	—	—	—	—	1,571	1,571	1,571	1,571	1,571	1,571
Cargo box floor width between wheel arches		—	—	—	—	1,120	1,120	1,120	—	—	—	—	1,120	1,120	1,120	1,120	1,120	1,120
Cargo box width at top rail (mm)		—	—	—	—	1,530	1,530	1,530	—	—	—	—	1,530	1,530	1,530	1,530	1,530	1,530
Cargo box height (mm)		—	—	—	—	490	490	490	—	—	—	—	490	490	490	490	490	490
Ground clearance (mm): Unladen		235	235	235	235	235	235	240	235	235	235	240	235	235	240	240	240	240
Overall height (mm)		1,790	1,790	1,800	1,800	1,785	1,785	1,790	1,790	1,800	1,800	1,800	1,785	1,785	1,790	1,790	1,810	1,790
Overall length (mm)		5,320	5,320	5,280	5,280	5,280	5,280	5,280	5,320	5,280	5,280	5,280	5,280	5,280	5,280	5,280	5,280	5,470
Overall width (mm)	Excluding mirrors	1,870	1,870	1,870	1,870	1,870	1,870	1,870	1,870	1,870	1,870	1,870	1,870	1,870	1,870	1,870	1,870	1,942
	Mirrors folded	1,926	1,926	1,926	1,926	1,926	1,926	1,926	1,926	1,926	1,926	1,926	1,926	1,926	1,926	1,926	1,926	1,942
	Mirrors open	2,160	2,160	2,160	2,160	2,160	2,160	2,160	2,160	2,160	2,160	2,160	2,160	2,160	2,160	2,160	2,160	2,160
Overhang (mm):	Front	905	905	905	905	905	905	905	905	905	905	905	905	905	905	905	905	1,095
	Rear	1,290	1,290	1,250	1,250	1,250	1,250	1,250	1,290	1,250	1,250	1,250	1,250	1,250	1,250	1,250	1,250	1,250
Track (mm):	Front	1,570	1,570	1,570	1,570	1,570	1,570	1,570	1,570	1,570	1,570	1,570	1,570	1,570	1,570	1,570	1,570	1,570
	Rear	1,570	1,570	1,570	1,570	1,570	1,570	1,570	1,570	1,570	1,570	1,570	1,570	1,570	1,570	1,570	1,570	1,570
Wading depth (mm)		800	800	800	800	800	800	800	800	800	800	800	800	800	800	800	800	800
Wheelbase (mm)		3,125	3,125	3,125	3,125	3,125	3,125	3,125	3,125	3,125	3,125	3,125	3,125	3,125	3,125	3,125	3,125	3,125
Approach angle (°)		29.6°	29.6°	29.6°	29.6°	30.0°	30.0°	30.4°	29.6°	29.6°	29.6°	30.0°	30.0°	30.0°	30.4°	30.4°	27.0°	25.8°
Departure angle (°)		24.6°	24.6°	25.3°	25.3°	23.9°	23.9°	24.2°	24.6°	25.3°	25.3°	25.6°	23.9°	23.9°	24.2°	24.2°	24.2°	24.2°
Ramp breakover angle (°)		23.9°	23.9°	23.9°	23.9°	23.3°	23.3°	23.8°	23.9°	23.9°	23.9°	24.3°	23.3°	23.3°	23.8°	23.8°	24.3°	23.8°

SPECIFICATIONS

		4X2						4X4										
		Single Cab Chassis XS	Single Cab Chassis XT	Freestyle Cab Chassis XT	Dual Cab Chassis XT	Dual Cab Pickup XS	Dual Cab Pickup XT	Dual Cab Pickup XTR	Single Cab Chassis XT	Freestyle Cab Chassis XT	Dual Cab Chassis XT	Dual Cab Chassis XTR	Dual Cab Pickup XS	Dual Cab Pickup XT	Dual Cab Pickup XTR	Dual Cab Pickup GT	Dual Cab Pickup SP	Dual Cab Pickup Thunder
Exterior	Alloy wheels		●	●	●	—	●	—	●	●	●	—	●	●	—	—	—	—
		17-inch silver	—	●	●	●	—	●	—	●	●	—	●	●	—	—	—	—
		18-inch black and machined	—	—	—	—	—	●	—	—	—	●	—	—	●	●	—	—
		18-inch metallic black	—	—	—	—	—	—	—	—	—	—	—	—	—	—	●	—
	18-inch satin black	—	—	—	—	—	—	—	—	—	—	—	—	—	—	—	—	●
	Bull bar	—	—	—	—	—	—	—	—	—	—	—	—	—	—	—	—	●
Cargo box features:	Double wall construction	—	—	—	—	●	●	●	—	—	—	—	●	●	●	●	●	●
	Interior rope hooks (2)	—	—	—	—	—	—	—	—	—	—	—	—	—	—	—	●	—
	Interior rope hooks (4)	—	—	—	—	●	●	●	—	—	—	—	●	●	●	●	—	●
	Lockable Centre tailgate release (body colour)	—	—	—	—	●	●	—	—	—	—	—	●	●	—	—	—	—
	Lockable Centre tailgate release (chrome)	—	—	—	—	—	—	●	—	—	—	—	—	—	●	●	—	●
	Lockable Centre tailgate release (gloss black)	—	—	—	—	—	—	—	—	—	—	—	—	—	—	—	●	—
	Roller tonneau cover (manual operation)	—	—	—	—	—	—	—	—	—	—	—	—	—	—	—	●	—
	Roller tonneau cover (electric operation)	—	—	—	—	—	—	—	—	—	—	—	—	—	—	—	—	●
	Tub liner	—	—	—	—	—	—	—	—	—	—	—	—	—	—	—	—	●
Daytime running lamps (halogen)		●	●	●	●	●	●	—	●	●	●	●	●	●	—	—	—	—
Daytime running lamps (LED)		—	—	—	—	—	—	●	—	—	—	—	—	—	●	●	●	●
Door handles	Body Colour	●	●	●	●	●	●	—	●	●	●	—	●	●	—	—	—	—
	Gloss black	—	—	—	—	—	—	—	—	—	—	—	—	—	—	—	●	—
	Chrome	—	—	—	—	—	—	●	—	—	—	●	—	—	●	●	—	●
Fog-lamps (front)		—	—	—	—	—	—	●	—	—	—	—	—	—	●	●	●	●
Freestyle door system		—	—	●	—	—	—	—	—	●	—	—	—	—	—	—	—	—
Fuel filler cap (lockable)		●	●	●	●	—	—	—	●	●	●	●	—	—	—	—	—	—
Fuel filler flap (remote release)		—	—	—	—	●	●	●	—	—	—	—	●	●	●	●	●	●
Headlamps (LED) with manual levelling		●	●	●	●	●	●	—	●	●	●	—	●	●	—	—	—	—
Headlamps (LED) with signature illumination and auto levelling		—	—	—	—	—	—	●	—	—	—	●	—	—	●	●	●	●
Lightbar	Lightforce® 20-inch 2-Row LED	—	—	—	—	—	—	—	—	—	—	—	—	—	—	—	—	●
Metallic/mica paint		○	○	○	○	○	○	○	○	○	○	○	○	○	○	○	○	○
Mudflaps	Front	●	●	●	●	●	●	●	●	●	●	●	●	●	●	●	●	●
	Rear	—	—	—	—	●	●	●	—	—	—	—	●	●	●	●	●	●

● = Standard, ○ = Option, — = Not available.

SPECIFICATIONS

		4X2						4X4										
		Single Cab Chassis XS	Single Cab Chassis XT	Freestyle Cab Chassis XT	Dual Cab Chassis XT	Dual Cab Pickup XS	Dual Cab Pickup XT	Dual Cab Pickup XTR	Single Cab Chassis XT	Freestyle Cab Chassis XT	Dual Cab Chassis XT	Dual Cab Chassis XTR	Dual Cab Pickup XS	Dual Cab Pickup XT	Dual Cab Pickup XTR	Dual Cab Pickup GT	Dual Cab Pickup SP	Dual Cab Pickup Thunder
Exterior	Exterior mirrors																	
	Body Colour	●	●	●	●	●	●	●	●	●	●	●	●	●	●	—	—	—
	Chrome	—	—	—	—	—	—	—	—	—	—	—	—	—	—	●	—	●
	Gloss black	—	—	—	—	—	—	—	—	—	—	—	—	—	—	—	●	—
	With power adjustment	●	●	●	●	●	●	●	●	●	●	●	●	●	●	●	●	●
	With power folding function	—	—	—	—	—	—	●	—	—	—	●	—	—	●	●	●	●
	With heating function	—	—	—	—	—	—	—	—	—	—	—	—	—	—	●	●	●
Power windows	●	●	●	●	●	●	●	●	●	●	●	●	●	●	●	●	●	
Rear step bumper	Body colour	—	—	—	—	●	●	●	—	—	—	—	●	●	●	●	●	●
Roof rails		—	—	—	—	—	—	—	—	—	—	—	—	—	—	●	—	
Side steps	Grey / silver	—	—	—	—	—	—	●	—	—	—	●	—	—	●	●	—	—
	Grey	—	—	—	—	—	—	—	—	—	—	—	—	—	—	—	●	—
	Black	—	—	—	—	—	—	—	—	—	—	—	—	—	—	—	—	●
Sports bar	Black sail plane	—	—	—	—	—	—	—	—	—	—	—	—	—	—	—	●	—
	Black steel	—	—	—	—	—	—	—	—	—	—	—	—	—	—	—	—	●
Under-body impact protection		●	●	●	●	●	●	●	●	●	●	●	●	●	●	●	●	●

● = Standard, ○ = Option, — = Not available.

SPECIFICATIONS

	4X2							4X4									
	Single Cab Chassis XS	Single Cab Chassis XT	Freestyle Cab Chassis XT	Dual Cab Chassis XT	Dual Cab Pickup XS	Dual Cab Pickup XT	Dual Cab Pickup XTR	Single Cab Chassis XT	Freestyle Cab Chassis XT	Dual Cab Chassis XT	Dual Cab Chassis XTR	Dual Cab Pickup XS	Dual Cab Pickup XT	Dual Cab Pickup XTR	Dual Cab Pickup GT	Dual Cab Pickup SP	Dual Cab Pickup Thunder
Interior																	
4.2-in Colour LCD Multi Information Display	●	●	●	●	●	●	●	●	●	●	●	●	●	●	●	●	●
Adaptive Cruise Control (ACC) with Stop & Go	A	A	A	A	A	A	A	A	A	A	A	A	A	A	A	A	A
Air-conditioning	●	●	●	●	●	●	—	●	●	●	—	●	●	—	—	—	—
Air-conditioning (dual-zone climate control)	—	—	—	—	—	—	●	—	—	—	●	—	—	●	●	●	●
Ambient temperature display	●	●	●	●	●	●	●	●	●	●	●	●	●	●	●	●	●
Auxiliary 12 volt power outlet	●	●	●	●	●	●	●	●	●	●	●	●	●	●	●	●	●
Centre armrest console	●	●	●	●	●	●	●	●	●	●	●	●	●	●	●	●	●
Convenience hook (rear of passenger seat)	—	—	●	●	●	●	●	—	●	●	●	●	●	●	●	●	●
Critical function warning lights/chimes	●	●	●	●	●	●	●	●	●	●	●	●	●	●	●	●	●
Cruise Control	●	●	●	●	●	●	●	●	●	●	●	●	●	●	●	●	●
Cupholders	●	●	●	●	●	●	●	●	●	●	●	●	●	●	●	●	●
Door pockets	●	●	●	●	●	●	●	●	●	●	●	●	●	●	●	●	●
Driver's left footrest	●	●	●	●	●	●	●	●	●	●	●	●	●	●	●	●	●
Floor covering:		Vinyl															
		Carpet					●				●			●	●	●	●
Glove box (upper)	●	●	●	●	●	●	●	●	●	●	●	●	●	●	●	●	●
Glove box (lower, lockable)	●	●	●	●	●	●	●	●	●	●	●	●	●	●	●	●	●
Headlamps auto on/off function	●	●	●	●	●	●	●	●	●	●	●	●	●	●	●	●	●
Instrument panel light dimmer	●	●	●	●	●	●	●	●	●	●	●	●	●	●	●	●	●
Interior illumination:		Dome lamp															
		Map reading spot lamps															
Leather-wrapped:		Gear shift knob					●				●			●	●	●	●
		Steering wheel					●				●			●	●	●	●
Low fuel warning light	●	●	●	●	●	●	●	●	●	●	●	●	●	●	●	●	●
One touch (up and down) power window (driver)	●	●	●	●	●	●	●	●	●	●	●	●	●	●	●	●	●
Overhead sunglass storage box	●	●	●	●	●	●	●	●	●	●	●	●	●	●	●	●	●
Passenger assist grips	●	●	●	●	●	●	●	●	●	●	●	●	●	●	●	●	●
Rear-view mirror with auto dimming function	—	—	—	—	—	—	●	—	—	—	●	—	—	●	●	●	●
Tachometer and electronic odometer/tripmeter	●	●	●	●	●	●	●	●	●	●	●	●	●	●	●	●	●
Tilt and reach adjustable steering wheel	●	●	●	●	●	●	●	●	●	●	●	●	●	●	●	●	●

● = Standard, — = Not available, A = Automatic transmission only.

SPECIFICATIONS

		4X2						4X4										
		Single Cab Chassis XS	Single Cab Chassis XT	Freestyle Cab Chassis XT	Dual Cab Chassis XT	Dual Cab Pickup XS	Dual Cab Pickup XT	Dual Cab Pickup XTR	Single Cab Chassis XT	Freestyle Cab Chassis XT	Dual Cab Chassis XT	Dual Cab Chassis XTR	Dual Cab Pickup XS	Dual Cab Pickup XT	Dual Cab Pickup XTR	Dual Cab Pickup GT	Dual Cab Pickup SP	Dual Cab Pickup Thunder
Interior																		
Trip computer		●	●	●	●	●	●	●	●	●	●	●	●	●	●	●	●	●
Vanity mirror (driver)		—	—	—	—	—	—	●	—	—	—	●	—	—	●	●	●	●
Vanity mirror (front passenger)		●	●	●	●	●	●	●	●	●	●	●	●	●	●	●	●	●
Window demister (rear)		—	—	●	●	●	●	●	—	●	●	●	●	●	●	●	●	●
Wipers (front) 2-speed with rain-sensing function		●	●	●	●	●	●	●	●	●	●	●	●	●	●	●	●	●
USB Charging Port (front)		●	●	●	●	●	●	●	●	●	●	●	●	●	●	●	●	●
USB Charging Port (rear)		—	—	—	●	●	●	●	—	—	●	●	●	●	●	●	●	●
Seats																		
Front seat (driver bucket) with:	8-way power adjustment	—	—	—	—	—	—	—	—	—	—	—	—	—	—	●	●	●
	Adjustable head restraint	—	—	●	●	●	●	●	—	●	●	●	●	●	●	●	●	●
	Height adjustment	●	●	●	●	●	●	●	●	●	●	●	●	●	●	●	●	●
	Lumbar adjustment	—	—	—	—	—	—	●	—	—	—	●	—	—	●	●	●	●
	Rake and slide adjustment	●	●	●	●	●	●	●	●	●	●	●	●	●	●	●	●	●
Front seat (passenger bucket) with:	Adjustable head restraint	●	●	●	●	●	●	●	●	●	●	●	●	●	●	●	●	●
	Rake and slide adjustment	●	●	●	●	●	●	●	●	●	●	●	●	●	●	●	●	●
	Seat back pocket	—	—	●	●	●	●	●	—	●	●	●	●	●	●	●	●	●
	Seat back convenience hook	—	—	●	●	●	●	●	—	●	●	●	●	●	●	●	●	●
Front seats with:	Heating function	—	—	—	—	—	—	—	—	—	—	—	—	—	●	●	●	
Rear seat (bench) with:	Adjustable head restraints	—	—	—	●	●	●	●	—	—	●	●	●	●	●	●	●	●
	Centre armrest	—	—	—	—	—	—	●	—	—	—	●	—	—	●	●	●	●
	60/40 foldable seat base and underseat storage	—	—	—	●	●	●	●	—	—	●	●	●	●	●	●	●	●
Seat trim:	Black cloth	●	●	●	●	●	●	●	●	●	●	●	●	●	●	—	—	—
	Brown leather#	—	—	—	—	—	—	—	—	—	—	—	—	—	—	●	—	●
	Black & Driftwood leather with synthetic suede	—	—	—	—	—	—	—	—	—	—	—	—	—	—	—	●	—

● = Standard, — = Not available.

Leather interior includes some Maztex material on selected high impact surfaces.

SPECIFICATIONS

	4X2							4X4									
	Single Cab Chassis XS	Single Cab Chassis XT	Freestyle Cab Chassis XT	Dual Cab Chassis XT	Dual Cab Pickup XS	Dual Cab Pickup XT	Dual Cab Pickup XTR	Single Cab Chassis XT	Freestyle Cab Chassis XT	Dual Cab Chassis XT	Dual Cab Chassis XTR	Dual Cab Pickup XS	Dual Cab Pickup XT	Dual Cab Pickup XTR	Dual Cab Pickup GT	Dual Cab Pickup SP	Dual Cab Pickup Thunder
Infotainment																	
7-inch full colour touch screen display	●	●	●	●	●	●	—	●	●	●	—	●	●	—	—	—	—
9-inch full colour touch screen display	—	—	—	—	—	—	●	—	—	—	●	—	—	●	●	●	●
AM/FM tuner with Radio Data System (RDS)	●	●	●	●	●	●	●	●	●	●	●	●	●	●	●	●	●
Apple Carplay® (wireless or USB) [§]	●	●	●	●	●	●	●	●	●	●	●	●	●	●	●	●	●
Android® Auto (USB) [§]	●	●	●	●	●	●	●	●	●	●	●	●	●	●	●	●	●
DAB+ digital radio	●	●	●	●	●	●	●	●	●	●	●	●	●	●	●	●	●
Auxiliary audio input jack (3.5mm mini-stereo)	●	●	●	●	●	●	●	●	●	●	●	●	●	●	●	●	●
Bluetooth® hands-free phone and audio capability [§]	●	●	●	●	●	●	●	●	●	●	●	●	●	●	●	●	●
Satellite navigation	—	—	—	—	—	—	●	—	—	—	●	—	—	●	●	●	●
Speakers (2)	●	●	●	—	—	—	—	●	●	—	—	—	—	—	—	—	—
Speakers (4)	—	—	—	●	●	●	—	—	—	—	—	—	—	—	—	—	—
Speakers (6)	—	—	—	—	—	—	●	—	—	●	—	●	●	—	—	—	—
Speakers (8)	—	—	—	—	—	—	—	—	—	—	●	—	—	●	●	●	●
Steering wheel-mounted audio controls	●	●	●	●	●	●	●	●	●	●	●	●	●	●	●	●	●
USB-audio input port (iPod compatible) [§]	●	●	●	●	●	●	●	●	●	●	●	●	●	●	●	●	●

● = Standard, — = Not available.

§ Please check the compatibility of your device (particularly your mobile phone) with your Mazda Dealer as not all devices support connectivity or use all available features.

SPECIFICATIONS

	4X2							4X4									
	Single Cab Chassis XS	Single Cab Chassis XT	Freestyle Cab Chassis XT	Dual Cab Chassis XT	Dual Cab Pickup XS	Dual Cab Pickup XT	Dual Cab Pickup XTR	Single Cab Chassis XT	Freestyle Cab Chassis XT	Dual Cab Chassis XT	Dual Cab Chassis XTR	Dual Cab Pickup XS	Dual Cab Pickup XT	Dual Cab Pickup XTR	Dual Cab Pickup GT	Dual Cab Pickup SP	Dual Cab Pickup Thunder
Safety and Security																	
Advanced keyless entry with push-button start	—	—	—	—	—	—	●	—	—	—	●	—	—	●	●	●	●
Automatic High Beam (AHB) [†]	●	●	●	●	●	●	●	●	●	●	●	●	●	●	●	●	●
Autonomous Emergency Braking (AEB) [†]	●	●	●	●	●	●	●	●	●	●	●	●	●	●	●	●	●
Airbags SRS:																	
Curtain (front and rear)	—	—	—	●	●	●	●	—	—	●	●	●	●	●	●	●	●
Curtain (front)	●	●	●	—	—	—	—	●	●	—	—	—	—	—	—	—	—
Front (driver and passenger)	●	●	●	●	●	●	●	●	●	●	●	●	●	●	●	●	●
Side (front)	●	●	●	●	●	●	●	●	●	●	●	●	●	●	●	●	●
Farside (driver)	●	●	●	●	●	●	●	●	●	●	●	●	●	●	●	●	●
Knee (driver)	●	●	●	●	●	●	●	●	●	●	●	●	●	●	●	●	●
Alarm	●	●	●	●	●	●	●	●	●	●	●	●	●	●	●	●	●
Anti-lock Braking System (ABS)	●	●	●	●	●	●	●	●	●	●	●	●	●	●	●	●	●
Attention Assist [†]	●	●	●	●	●	●	●	●	●	●	●	●	●	●	●	●	●
Blind Spot Monitor (BSM) [†]	●	●	●	●	●	●	●	●	●	●	●	●	●	●	●	●	●
Childproof rear door locks	—	—	—	●	●	●	●	—	—	●	●	●	●	●	●	●	●
Electronic Stability Control (ESC) [†]	●	●	●	●	●	●	●	●	●	●	●	●	●	●	●	●	●
Electronic Brake-force Distribution (EBD)	●	●	●	●	●	●	●	●	●	●	●	●	●	●	●	●	●
Brake Assist (BA) [†]	●	●	●	●	●	●	●	●	●	●	●	●	●	●	●	●	●
Emergency Lane Keeping (ELK) – Overtaking [†]	●	●	●	●	●	●	●	●	●	●	●	●	●	●	●	●	●
Emergency Stop Signal (ESS) [†]	●	●	●	●	●	●	●	●	●	●	●	●	●	●	●	●	●
Engine immobiliser	●	●	●	●	●	●	●	●	●	●	●	●	●	●	●	●	●
Forward Collision Warning (FCW) [†]	●	●	●	●	●	●	●	●	●	●	●	●	●	●	●	●	●
High mount stop lamp	●	●	●	●	●	●	●	●	●	●	●	●	●	●	●	●	●
Hill Descent Control (HDC) [†]	●	●	●	●	●	●	●	●	●	●	●	●	●	●	●	●	●
Hill Launch Assist (HLA) [†]	●	●	●	●	●	●	●	●	●	●	●	●	●	●	●	●	●
Intelligent Speed Limiter (ISL) [†]	●	●	●	●	●	●	●	●	●	●	●	●	●	●	●	●	●
Intrusion-minimising brake pedal	●	●	●	●	●	●	●	●	●	●	●	●	●	●	●	●	●
ISOFIX child restraint anchor points and top tethers (2)	—	—	—	●	●	●	●	—	—	●	●	●	●	●	●	●	●
Lane Departure Prevention (LDP) [†]	●	●	●	●	●	●	●	●	●	●	●	●	●	●	●	●	●
Lane Departure Warning (LDW) [†]	●	●	●	●	●	●	●	●	●	●	●	●	●	●	●	●	●

● = Standard, — = Not available.

[†] Driver assist technology only and should not be used in place of skilled and safe driving practices. It is the driver's sole responsibility to monitor vehicle surroundings and conditions and comply with all applicable laws at all times.

SPECIFICATIONS

	4X2							4X4									
	Single Cab Chassis XS	Single Cab Chassis XT	Freestyle Cab Chassis XT	Dual Cab Chassis XT	Dual Cab Pickup XS	Dual Cab Pickup XT	Dual Cab Pickup XTR	Single Cab Chassis XT	Freestyle Cab Chassis XT	Dual Cab Chassis XT	Dual Cab Chassis XTR	Dual Cab Pickup XS	Dual Cab Pickup XT	Dual Cab Pickup XTR	Dual Cab Pickup GT	Dual Cab Pickup SP	Dual Cab Pickup Thunder
Safety and Security																	
Lane-keep Assist System (LAS) [†]	A	A	A	A	A	A	A	A	A	A	A	A	A	A	A	A	A
Locking Rear Differential (LRD) - switchable on/off	—	—	—	—	—	—	—	●	●	●	●	●	●	●	●	●	●
Manual Speed Limiter (MSL) [†]	●	●	●	●	●	●	●	●	●	●	●	●	●	●	●	●	●
Parking Sensors																	
Front	—	—	—	—	—	—	—	—	—	—	—	—	—	—	●	●	●
Rear	—	—	—	—	●	●	●	—	—	—	—	●	●	●	●	●	●
Rear Cross Traffic Alert (RCTA) [†]	●	●	●	●	●	●	●	●	●	●	●	●	●	●	●	●	●
Remote Engine Start [#]	—	—	—	—	—	—	—	—	—	—	—	—	—	—	A	A	A
Remote central locking (2 transmitters)	●	●	●	●	●	●	●	●	●	●	●	●	●	●	●	●	●
Reverse camera	●	●	●	●	●	●	●	●	●	●	●	●	●	●	●	●	●
Roll Over Protection (ROP) [†]	●	●	●	●	●	●	●	●	●	●	●	●	●	●	●	●	●
Seat-belt warning with occupant detection sensor																	
Front	●	●	●	●	●	●	●	●	●	●	●	●	●	●	●	●	●
Rear	—	—	—	●	●	●	●	—	—	●	●	●	●	●	●	●	●
Seat-belts 3-point lap-sash (all seats)	●	●	●	●	●	●	●	●	●	●	●	●	●	●	●	●	●
Seat-belts (front) with:																	
Height adjustable shoulder anchorages	●	●	●	●	●	●	●	●	●	●	●	●	●	●	●	●	●
Pretensioners and load-limiters	●	●	●	●	●	●	●	●	●	●	●	●	●	●	●	●	●
Seat-belts (rear outside) with:																	
Fixed height shoulder anchorages	—	—	—	●	●	●	●	—	—	●	●	●	●	●	●	●	●
Pretensioners and load-limiters	—	—	—	●	●	●	●	—	—	●	●	●	●	●	●	●	●
Seat-belts (rear centre) with:																	
Fixed height shoulder anchorages	—	—	—	●	●	●	●	—	—	●	●	●	●	●	●	●	●
Secondary Collision Reduction	●	●	●	●	●	●	●	●	●	●	●	●	●	●	●	●	●
Side impact door beams	●	●	●	●	●	●	●	●	●	●	●	●	●	●	●	●	●
Traction Control System (TCS) [†]	●	●	●	●	●	●	●	●	●	●	●	●	●	●	●	●	●
Traffic Sign Recognition (TSR) [†]	●	●	●	●	●	●	●	●	●	●	●	●	●	●	●	●	●
Trailer Sway Control (TSC) [†]	●	●	●	●	●	●	●	●	●	●	●	●	●	●	●	●	●
Turn Assist [†]	●	●	●	●	●	●	●	●	●	●	●	●	●	●	●	●	●

● = Standard, — = Not available, A = Automatic transmission only.

[†] Driver assist technology only and should not be used in place of skilled and safe driving practices. It is the driver's sole responsibility to monitor vehicle surroundings and conditions and comply with all applicable laws at all times.

[#] Please check relevant state or territory road/road safety/traffic rules or regulations before using Remote Engine Start.



REST ASSURED — YOUR WARRANTY

The quality built into Mazda BT-50 is backed up by a 5 year, unlimited kilometre factory warranty and 6 year panel protection warranty.[#]

HELP IS AT HAND — MAZDA ROADSIDE ASSISTANCE

Mazda Premium Roadside Assistance is now included with the purchase of all new Mazda vehicles. Whether it's a flat battery, locked-in keys, accident support and flat or damaged tyres, we've got you covered, day or night, city or country. With Mazda Premium Roadside Assistance, help is always there when you need it. (Terms and conditions apply.)

MAZDA FINANCE — FINANCE, YOUR WAY

Mazda Finance offers flexible finance options to suit you or your business. You can choose from a Mazda Finance Fixed Rate Car Loan or Mazda Assured*, a loan option that enables you to enjoy a new Mazda more often. Each finance option comes with the reassurance of a Mazda Tailored Rate – an interest rate tailored to your individual circumstances.

MAINTAIN THAT ZOOM-ZOOM

Your Mazda BT-50 deserves the best in care. Servicing with Mazda Service Select gives your car the advantage of factory trained Service Technicians and advanced computer diagnostic systems. As well as maintaining your Mazda in A1 condition, you'll also be protecting your vehicle's outstanding resale value.

*Terms, conditions, fees and charges apply. Mazda Assured Guaranteed Future Value products are available to approved customers of Mazda Finance, a division of Australian Alliance Automotive Finance Pty Limited ABN 63 002 407 703, Australian Credit Licence 513747. At participating dealerships only. [#]New 5 year unlimited kilometre warranty available on all brand new vehicles purchased from 1 August 2018. For full terms and conditions please visit <https://www.mazda.com.au/owners/warranty/>



For further information, visit [mazda.com.au](https://www.mazda.com.au) or Freecall 1800 034 411

All care is taken to ensure the accuracy of this brochure and availability of vehicles and features at the time of publication, however, to the extent permitted by law, Mazda Australia Pty Ltd will not be liable for any loss suffered or incurred by a purchaser or prospective purchaser if the content is inaccurate or not up to date, or if it withdraws any vehicles or features referred to in the brochure from the market. Specifications, features and model availability may vary from state to state and may change without notice. Please refer to [mazda.com.au](https://www.mazda.com.au) or consult your Mazda Dealer prior to placing an order to ascertain current information on model availability, specifications, options, features and prices. Mazda Australia Pty Ltd ABN 78 004 690 804. 211A Wellington Road, Mulgrave, Victoria 3170. iPod is a trademark of Apple Inc., registered in the US and other countries. Due to the nature of the reproduction process, colours may vary from those shown in this brochure. Ask your Dealer to show you a product sample. Published December 2021. MAZ14958

ZOOM-ZOOM



MAZDA BT-50 ACCESSORIES



mazda

BOSS ADVENTURE PACK

Whether you're gearing up for work or play, adventure is always calling with this pack that gets the job done and looks awesome in any terrain.

Includes:

Bull bar – 2 hoops

Lightforce circle driving lights

Electric roller tonneau cover

Black sports bar

Tub racks

Platform on tonneau

18" black alloy wheels

Black side steps

MAKE YOUR MAZDA EVEN MORE REWARDING

Mazda BT-50 is the Complete Package ready for any adventure. With a bold new design combining durability with superior passenger comfort, it's now even more impressive. Personalise and protect your BT-50 with Mazda Genuine Accessories that deliver superb design, quality and safety, all backed by a Genuine Mazda Warranty. Mazda Genuine Accessories give you even more Zoom-Zoom.

4x4 Dual Cab Pickup XTR

BOSS SPORTS PACK

Sleek, sporty and ready for action, the streamlined bull bar and unique machined wheels are ready to take on anything.

Includes:

Polished bull bar – single hoop

Lightforce LED lightbar

Soft tonneau cover

Polished sports bar

18" bronze machine alloy wheels

Black side steps





BOSS TOURING PACK

If you're one to take to the open road, this is the pack for you. The perfect pack for loading up plenty of cargo and towing even more.

Includes:

Premium canopy

Polished nudge bar

Lightforce circle driving lights

Tow bar pack

Black side steps

4x4 Dual Cab Pickup XTR



BOSS LIFESTYLE PACK

If you live for the weekend and have got the gear to prove it, this pack is perfect for bringing it all along.

Includes:

Electric roller tonneau cover

Tub racks

Bike racks – wheel off

Roof racks + platform

Black side steps

4x4 Dual Cab Pickup GT



BOSS SHADOW PACK

Undeniably tough with sharp, bold styling, this pack with its dark range of premium accessories definitely looks the part.

Includes:

Bull bar – 2 hoops

Soft tonneau cover

18" black alloy wheels

Black sports bar

Lightforce circle driving lights


Black side steps

4x4 Dual Cab Pickup GT



FRONT SEAT COVER

Keep your front seats grime-free with these durable, customised covers. Made from waterproof neoprene, they're fully airbag compatible.



REAR SEAT COVER

Prolong the life of your rear seats with this lightweight, waterproof cover. Shields from dirt, spills, pets and everyday wear and tear. (Dual Cab only)



UHF RADIO

Stay connected and safe in remote areas with this reliable 80 channel UHF radio unit.



SCUFF PLATES

Protect door sills from scratching and scuffs with this stylish addition to your BT-50.



RUBBER FLOOR MATS

Heavy-duty mats custom-made for complex coverage. Featuring a high lipped edge for further protection.



CARPET FLOOR MATS

Customised mats to prolong the life of your carpets. These durable mats include a heel pad for the driver's side.



MOBILE PHONE HOLDER

Safe, stylish and compatible with a range of phones, this handy holder fits snugly into your Mazda's cup holder for easy access and visibility. It also includes a tailored charging cord so you can plug directly into your BT-50's infotainment system.



WIRELESS CHARGING

Simply place your phone down and let it charge. With a max charge rate of 10W (phone dependant), it's a must have to take full advantage of your BT-50's wireless Apple CarPlay.®



BULL BAR – HOOPS

Built tough and designed to absorb collisions, this airbag compatible bull bar is the perfect addition for those seeking adventure.



BULL BAR – SINGLE HOOP (BLACK)



BONNET PROTECTOR – MATTE BLACK

Keep your paintwork safe from chips and dents.



HEADLIGHT PROTECTOR

Protect your BT-50's headlamps from damage caused by road debris.



NUDGE BAR POLISHED – WITH FPA

Toughen up the front of your BT-50. Offers extra protection and incorporates mounts for optional Lightforce driving lights.



NUDGE BAR BLACK – WITH FPA

Enhances the look of your BT-50 while adding extra protection. Features mounting for optional Lightforce driving lights.



LIGHTFORCE LED – CIRCLE, RECTANGLE OR LIGHTBAR

Push your Mazda BT-50 further, with these high-quality, durable driving lights designed for the toughest off-road adventures.





LADDER RACK – POLISHED

Transport ladders and other long items securely with a rack that's made for the job. Holds up to 75kg. Also available in black. (Utilities only)



FENDER FLARES

Beef up the look of your BT-50 with these genuine fender flares. Also offered in body colour.



SPORTS BAR – PREMIUM

Manufactured from high quality steel, this tough looking sports bar adds a whole new level of safety to your Mazda BT-50 with its integrated high-mounted LED stop light. Also includes a tough side plate for extra road presence.

Not compatible with soft tonneau cover.



SNORKEL

Allows the engine to breathe in dusty conditions or through water crossings.



SIDE STEPS – BLACK (DUAL CAB)

Enjoy easy access to your Mazda BT-50's cab with these anti-slip, airbag compatible side steps. Also offered for freestyle cabs.



SLIMLINE WEATHERSHIELDS

Let fresh air into the cabin whatever the weather, allowing heat to escape and preventing windows from fogging.



SUSPENSION UPGRADE 0-300KG (MEDIUM LOAD) AND 300-600KG (HEAVY DUTY)

Optimise your ride with increased comfort and handling; both on and off road. Includes dampers that are adjustable in rebound and compression to further personalise your daily use.



PREMIUM CANOPY

Cover your gear securely with this stylish premium canopy made from tough ABS plastic. Complete with integrated vehicle locking, push button opening for doors and windows, fully lined inside, frameless windows, roof rails and a spoiler. Available with 2 window variants.



STANDARD CANOPY

Available with three different window variations, this tough and spacious canopy provides all the security and protection you need to get the job done.



ELECTRIC ROLLER TONNEAU COVER

A tonneau cover which has it all. Made from durable and weather resistant aluminium, this electric cover integrates with your BT-50's remote central locking.



SOFT TONNEAU COVER – DUAL CAB W SB

Add sports appeal and keep your BT-50's load compartment secure with this durable soft tonneau cover and black sports bar. Available exclusively for utilities. With or without sports bar.



HARD TONNEAU COVER – 3 PIECE

Keep your cargo secure with the lockable protection of a durable hard tonneau cover. Available exclusively for utilities, with or without sports bar fitted.



HEAVY DUTY PREMIUM TRAY

Features additional to the Standard Alloy Tray include heavy duty deck, a tubular headboard with rear window protector, tail light protectors, wiring guards, ladder rack with fold down ears, 25L water tank, IP66 rated toolbox, and dust resistant undertray drawer with incremental locking system. Available on Single Cab, Freestyle Cab and Dual Cab Chassis models.




STANDARD TRAY

This tough alloy tray comes equipped with an angled headboard, 255mm drop sides, internal load restraint rails and rope rails. It also features Mazda-branded tailgate decals and mudguards. Available on Single Cab, Freestyle Cab and Dual Cab Chassis models.



STEEL PREMIUM TRAY

Your steel tray can come painted body coloured or galvanised. Features additional to the Standard Alloy Tray include a tubular headboard, tail light protectors, wiring guards, ladder rack with fold down ears, 25L water tank, IP66 rated toolbox. Available on Single Cab, Freestyle Cab and Dual Cab Chassis models.



TAILGATE DUST SEAL

Fits to the inside of your BT-50's tailgate to restrict the entry of dust and water.



BEDRUG

Enjoy the look and comfort of carpet whilst protecting your tub and cargo from the harshest conditions.



TUB LINER – DUAL CAB

Surface protection tailored to your BT-50. This durable liner is highly resistant to UV light and withstands exposure to chemicals like paint and fuel. (Utilities only)



LOAD DISTRIBUTION

Improve handling, control and comfort whilst towing with Genuine Mazda Load Distribution Hitch.



TUB MAT – DUAL CAB

Protect the surface of your BT-50's tray with this tailor-made non-slip mat.



TOW BAR (3.5L)

A custom tow bar made specifically to accommodate the BT-50's impressive braked towing capacity of 3,500kg and 350kg maximum tow ball download.



TAILGATE EZ UP & DOWN

Equip your tailgate with a damper that offers soft-release and handsfree lowering. Lifting is even easier as your tailgate lightly raises to close.



12V SINGLE SMART SOCKET

Power electrical appliances with two in-built, 15-amp sockets with smart circuit, battery protection and handy touch light. Fitted with one standard 12V socket.



DUAL BATTERY KIT

Run powerful electrical equipment from this unit without the risk of draining your BT-50's main battery. Fitted with one standard 12V and one Merit socket. (Utilities only)



TUB RACKS

Leave nothing behind with these heavy duty cargo carry tub racks. Compatible with a range of accessories. These fit on either your electric roller tonneau cover or premium canopy with a load rating of 90kg.



ROOF RACKS

Whether it's for those weekend warrior adventures or day to day use, these durable roof racks allow you to securely lug extra cargo with you.

Dual cab only. Also compatible on premium canopy. Requires purchase of Canopy Roof Rack Adaptor kit (TF11ACCRRA) to fit on Premium Canopy. Max load rating of 90kg for on road use and 60kg for off-road use.



PLATFORM

Compatible with both roof racks or tub racks, this platform enables you to carry all types of gear. Also compatible with Premium Canopy, or Electric Roller Tonneau Cover with Roof Racks Fitted.

Max load rating of 70kg for on-road use and 47kg for off-road use.



TAILGATE CENTRAL LOCKING

Lock your tailgate with a click of a button. This integrates directly into your Mazda Key Fob.



18-INCH BRONZE MACHINED ALLOY WHEELS

Turn heads with these unique bronze machined alloy wheels.



18-INCH BLACK ALLOY WHEELS

These tough black wheels will enhance your vehicle with the presence and power that only a Mazda can deliver.



ALSO AVAILABLE:

Audio retractable Lightning cable

Audio retractable Micro USB cable

Audio retractable port C cable

Black side steps (Freestyle models)

Electric brakes

Retractable audio cable (3.5mm male-to-male)

Tow ball

Tow ball cover

Trailer breakaway

Trailer wiring harness

**For further information,
visit [mazda.com.au](https://www.mazda.com.au)
or Freecall 1800 034 411**

See the full range of Mazda Genuine Accessories at [mazda.com.au](https://www.mazda.com.au)

All care is taken to ensure the accuracy of this brochure and availability of items at the time of publication, however, to the extent permitted by law, Mazda Australia Pty Ltd will not be liable for any loss suffered or incurred by a purchaser or prospective purchaser if the content is inaccurate or not up to date, or if it withdraws any products in the brochure from the market. Sports and other equipment shown are for illustrative purposes only and do not come standard with the vehicle, or as Mazda Genuine Accessories. Specifications, features and availability may vary from state to state and may change without notice. Please refer to [mazda.com.au](https://www.mazda.com.au) or consult your Mazda Dealer prior to placing an order to ascertain current information on availability, specifications, features and prices. Mazda Australia Pty Ltd ABN 78 004 690 804, 211A Wellington Road, Mulgrave, Victoria 3170. All Mazda Genuine Accessories fitted at the point of sale of a new Mazda passenger vehicle are covered under the Mazda 5 year/unlimited kilometre warranty. Mazda Genuine Accessories fitted after the sale of a new Mazda vehicle are covered by the Mazda 2 year or 40,000 kilometre warranty (whichever should occur first). New 5 year unlimited kilometre warranty available on all brand new vehicles purchased from 1 August 2018. For full terms and conditions please visit <https://www.mazda.com.au/owners/warranty/>. Consult your Mazda Dealer for further information. Published December 2021. MAZ14947