

**FOR ADDITIONAL
INFORMATION ON ISUZU'S
FULL LINE OF LOW CAB
FORWARD TRUCKS
PLEASE VISIT**

**WWW.ISUZUCV.COM
OR CALL (866) 441-9638**



**SCAN TO ACCESS A DIGITAL
COPY OF THE 2024 N-SERIES
DIESEL BROCHURE**

ISUZU

All photographs, illustrations, equipment, and technical data in this brochure are based on the latest information available at the time of publication. Isuzu Commercial Truck of America, Inc. reserves the right to make changes at any time, without notice, in prices, colors, materials, equipment, specifications, and models, and to discontinue models or equipment. Isuzu vehicles are assembled from component parts manufactured by Isuzu Motors Limited, its affiliated companies, and by independent suppliers who manufacture such components to Isuzu's exacting standards for quality, performance, and safety. Some vehicles are shown with optional equipment. Some equipment is dealer installed. Visit your authorized Isuzu dealer for warranty and other details. Android Auto is a trademark of Google LLC. Apple Carplay is a registered trademark of Apple Inc. Mobileye is a trademark of Mobileye Vision Technologies LTD. Bluetooth is a registered trademark of Bluetooth SIG, Inc. SiriusXM is a trademark of Sirius XM Radio Inc. HD Radio is a registered trademark of iBiquity. Facebook is a registered trademark of Facebook, Inc. Instagram is a registered trademark of Instagram, LLC. Twitter is a registered trademark of Twitter, Inc. YouTube is a registered trademark of Google Inc. Neither Isuzu Commercial Truck of America, Inc. nor Isuzu Motors Limited are sponsored by or affiliated with these platforms.
Copyright © 2023 Isuzu Commercial Truck of America, Inc.

TM

ISUZU



2024 ISUZU N-SERIES DIESEL

THE TRUCKS YOU TRUST FOR THE WORK YOU DO



Today, more than ever, you need a truck that's dependable and durable ... efficient and capable... designed for minimal downtime and maximum productivity ... a truck you can rely on to get the job done.

Whether you manage a large fleet or are a single owner-operator, an Isuzu truck is your best choice for your next truck. Here's why.

A Wide Range of Choices: What will it be? Standard Cab or Crew Cab ... wheelbases from 109 to 212 inches ... GVWRs from 14,500 to 19,500 lbs.? The choice is yours.

Expertise: A predecessor company of what is now known as Isuzu Motors Limited produced its first truck in 1922. Over a century later, Isuzu Motors Limited is one of the most experienced truck builders in the world.

Durability: Every Isuzu N-Series diesel engine carries a B10 durability rating of 375,000 miles.

Productivity: The low-cab-forward design of Isuzu trucks provides more cargo space within a given overall length plus best-in-class maneuverability. That means drivers can reach tighter places in less time. And the Isuzu Hexapod cab maximizes interior space and optimizes comfort.

Low Cost of Ownership: Every Isuzu diesel truck comes standard with two years or 60,000 miles of complimentary oil changes. Every N-Series diesel-powered truck gives you access to a complimentary Vehicle Health Report that details your truck's performance. And Isuzu's available Priority Service Maintenance Program allows you to pay in advance for your maintenance needs—allowing you to budget your transportation costs.

Peace of Mind: Isuzu N-Series diesel-powered trucks are backed with warranties that demonstrate our belief in our product, and our extended warranties can help you protect your investment for up to five years or 250,000 miles.

Isuzu has been the best-selling low-cab-forward truck in America every year since 1986. We invite you to find out for yourself what has inspired such loyalty—and why Isuzu trucks will be the trucks you trust for the work you do.

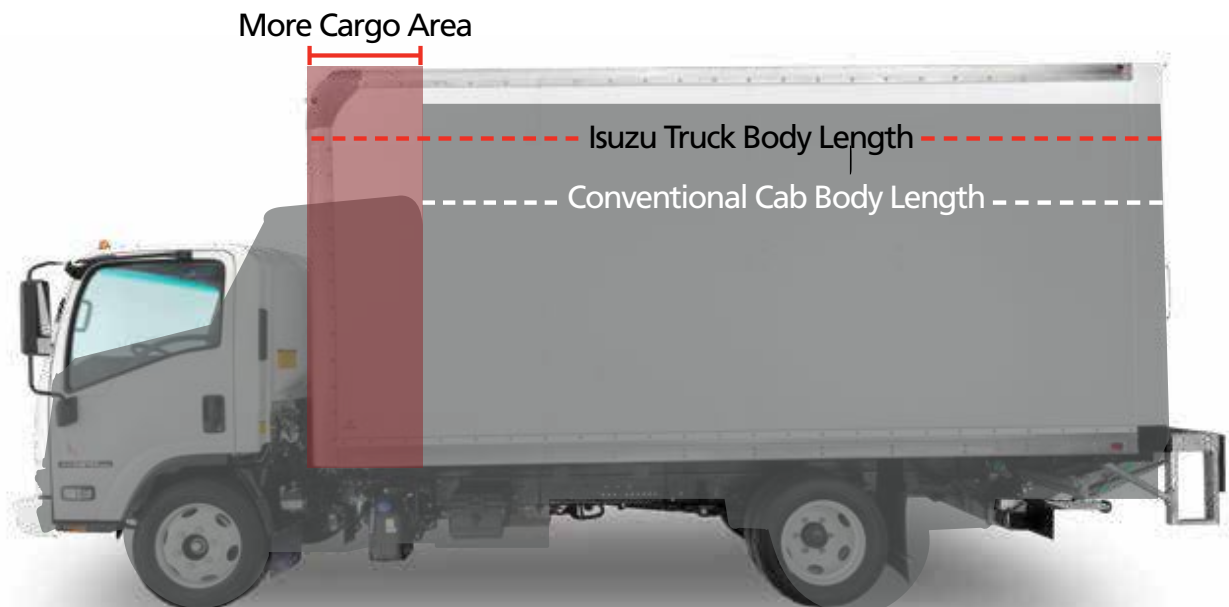
LOW CAB FORWARD ADVANTAGES

Isuzu Motors Limited introduced the world's first light-duty low-cab-forward (LCF) truck over 60 years ago. Since then, the Isuzu LCF design has become legendary for providing outstanding visibility and maneuverability. These two advantages alone make Isuzu trucks easier and safer to drive. Add in our multiple wheelbases that give you a choice of body sizes up to 24 feet in length and you have more choices, more driver benefits, and less hassle when navigating the road ahead.

EFFICIENT OVERALL LENGTH

Conventional cabs have to be longer in order to accommodate their forward-mounted engines. In contrast, Isuzu cabs are positioned above the engine. This efficient design gives LCF owners more cab-to-axle (CA) space compared to conventional cabs with equivalent wheelbases, allowing:

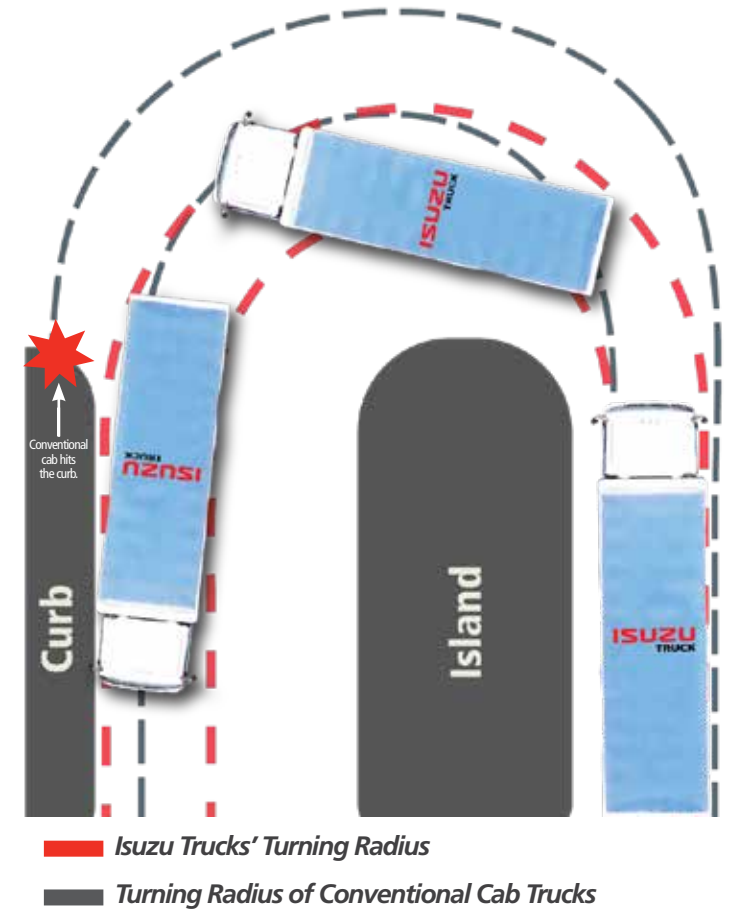
- Bodies up to four feet longer on the same wheelbase to accommodate more cargo.
- Body sizes up to 24 feet in length. This versatility gives you more choices when upfitting your next work truck.
- More maneuverability. When equal body sizes are mounted on a conventional cab truck and a low cab forward truck, the LCF truck has a shorter overall vehicle length providing more maneuverability even with the equal cargo loads.



GREATER PRODUCTIVITY

Fewer three-point turns save time, and time is money. Isuzu trucks have class-leading turning radii which reduce the amount of three-point turns on any given route. This allows drivers to get in and out of more places more quickly, so they can get more done in a day.

Isuzu trucks' best-in-class turning radius is achieved with the LCF cab design and the inner wheel cut angle.



INCREASED FORWARD VISIBILITY

No forward engine compartment means the driver and passengers have more visibility compared to conventional cab. This not only helps to make driving an Isuzu truck easier, but also helps to enhance safety for the driver. Urban areas are known for their tight quarters and being able to see obstacles and pedestrians more clearly gives the driver an advantage when navigating in the city.

Isuzu trucks provide 16 feet more ground view than a conventional cab for better forward visibility. The LCF design provides a clear view of the ground at just about 8 feet ahead of the cab. Conventional cabs' ground view begins around 24 feet ahead of cab.





ISUZU MOTOR CO. LTD. JAPAN
1.7L 4M10100 4M10100
1.7L 4M10100 4M10100
1.7L 4M10100 4M10100
1.7L 4M10100 4M10100
1.7L 4M10100 4M10100
1.7L 4M10100 4M10100
1.7L 4M10100 4M10100
1.7L 4M10100 4M10100
1.7L 4M10100 4M10100
1.7L 4M10100 4M10100

UPHOLDING A TRADITION OF EXCELLENCE

Isuzu Motors Limited built its first low cab forward truck—predecessor to today's N-Series—in 1959. Over the last 60+ years, our parent company has followed a path of constant improvement, redesigning, re-engineering, adding features from creature comforts to sophisticated technology, and always with customer needs in mind.

This quest for excellence has led to the 2024 Isuzu N-Series line of diesel trucks. See for yourself why these are the most comfortable and capable N-Series trucks ever.

See and Be Seen: Every Isuzu N-Series diesel truck features standard LED headlamps that use less energy, last longer, and generate less heat than halogen bulbs—in both low- and high-beam mode. More importantly, they deliver more light, to provide drivers with better visibility at night while making the truck more easily seen by onlookers and oncoming traffic. LED marker lights are also available to give the roofline a bright glow. A matte silver grille is now standard on all models. For more bling, a chrome grille is optional.



Build Up Your Confidence: Rear disc brakes that run cooler and are more resistant to fading than drum brakes are standard on every N-Series diesel truck.

So are Electronic Stability Control (ESC) and Anti-Slip Regulation (ASR). ESC monitors the truck's steering wheel angle, individual wheel rotation speed, lateral G forces, and more. When the system senses that the driver is at risk of losing control of the vehicle, it activates an on-dash warning light and automatically reduces engine output and applies braking pressure as needed to help the driver maintain the truck's stability. ESC works in tandem with ASR, an advanced traction-control system that works to provide tire grip when the truck is on loose or wet surfaces. And for the ultimate in peace of

mind, every N-Series diesel truck can be equipped with Isuzu's Advanced Driver Assistance System (ADAS). See the next page for details.

The Trucks to Trust: For over 35 years, Isuzu trucks have been the #1 selling low cab forward trucks in America. Owners and drivers alike have come to trust Isuzu and their Isuzu dealer with the most vital part of their business—their work truck. Whether this will be your first Isuzu truck, or you've been a member of the Isuzu family for years, you owe it to yourself—and your business—to invest in an Isuzu N-Series diesel truck.



ADVANCED DRIVER ASSISTANCE SYSTEM

SAFETY THAT MAKES SENSE

N-Series diesel models' optional Advanced Driver Assistance System (ADAS) package consists of an Automatic Emergency Braking System (AEBS), a Lane Departure Warning System (LDWS), and Adaptive Cruise Control (ACC), all of which employ a dual-camera sensing system mounted atop the dashboard.

Automatic Emergency Braking: AEBS includes both vehicle and pedestrian detection. The system will warn the driver with both visual and audible alerts and, if necessary, will automatically apply braking force to reduce vehicle speed.

Lane Departure Warning: LDWS uses the dual-camera sensing system to "read" the lines on the road ahead. If a driver strays too far from the road's center, both visual and audio alerts will warn the driver. Two sensitivity settings allow drivers to adjust the system based on their preference of in-line centering.

Adaptive Cruise Control: ACC takes the convenience of traditional cruise control a step further by allowing the driver to set both a desired speed and following distance from the vehicle ahead.



SLIPPING, STABILIZING, STOPPING

N-Series models feature standard four-wheel disc braking technology that enhances braking performance while improving pedal feel compared to a front disc/rear drum set-up. This braking system utilizes a vacuum + power assist and an anti-lock braking system (ABS).

To provide more control and help the driver keep the vehicle safely on the road, standard Electronic Stability Control (ESC) will reduce engine output and even apply braking pressure.

ESC works together with standard Anti-Slip Regulation (ASR) to assist in providing stable acceleration from a stop in slippery conditions.

N-SERIES DIESEL HIGHLIGHTS

LED LIGHTS

LED headlamps and daytime running lights improve safety and styling. With brighter illumination, drivers have better visibility in nighttime conditions and their trucks are more easily visible to pedestrians and oncoming traffic.



INTERIOR

The interior is enhanced with a two-tone gray interior trim, and the seats are covered with a gray and blue cross-pattern tricote fabric that improves the look and feel while being durable for the daily grind.



DURABLE AND POWERFUL DRIVETRAIN

Isuzu's 5.2-liter turbocharged 4-cylinder diesel engine (4HK) has been an efficient and powerful engine in the N-Series for years. It produces 215 horsepower and 452 lb.-ft. of torque and is mated to an Aisin 6-speed automatic transmission.

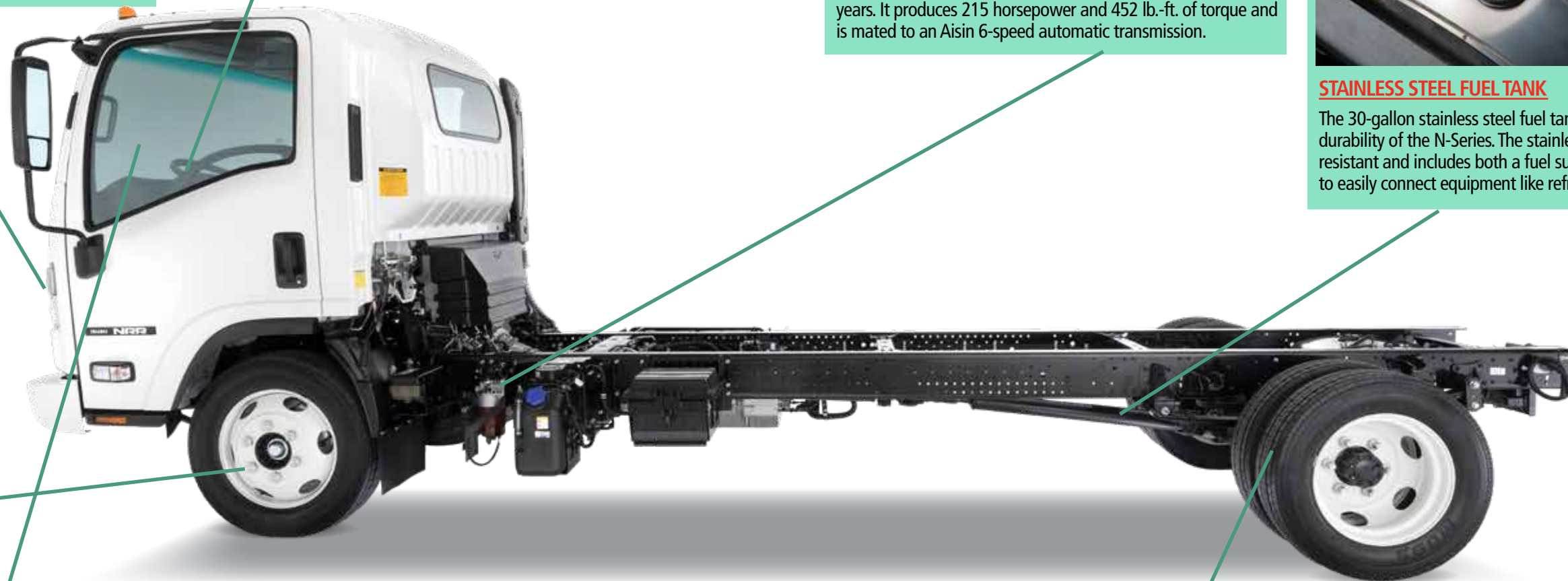


STAINLESS STEEL FUEL TANK

The 30-gallon stainless steel fuel tank adds to the quality and durability of the N-Series. The stainless steel fuel tank is rust-resistant and includes both a fuel supply port and a fuel return to easily connect equipment like refrigeration units.

BRAKES

A four-wheel-disc braking system enhances braking performance while improving pedal feel. This braking system utilizes a vacuum + power assist feature and an anti-lock braking system (ABS).



ADVANCED DRIVER ASSISTANCE SYSTEM (ADAS) (OPTIONAL)

Our ADAS package consists of three safety systems that employ a dual-camera mounted atop the truck's dashboard. First, the Automatic Emergency Braking System (AEBS) can detect and warn the driver about vehicles and pedestrians in front of the truck and can apply the service brakes in emergency braking situations. Second, the Lane Departure Warning System (LDWS) "reads" the road lane lines and provides audible and visual alerts when the driver has allowed the vehicle to get close to, or has crossed over, a road lane line. And third, ACC takes the convenience of traditional cruise control a step further by allowing the driver to set both a desired speed and a desired following distance from the vehicle ahead.

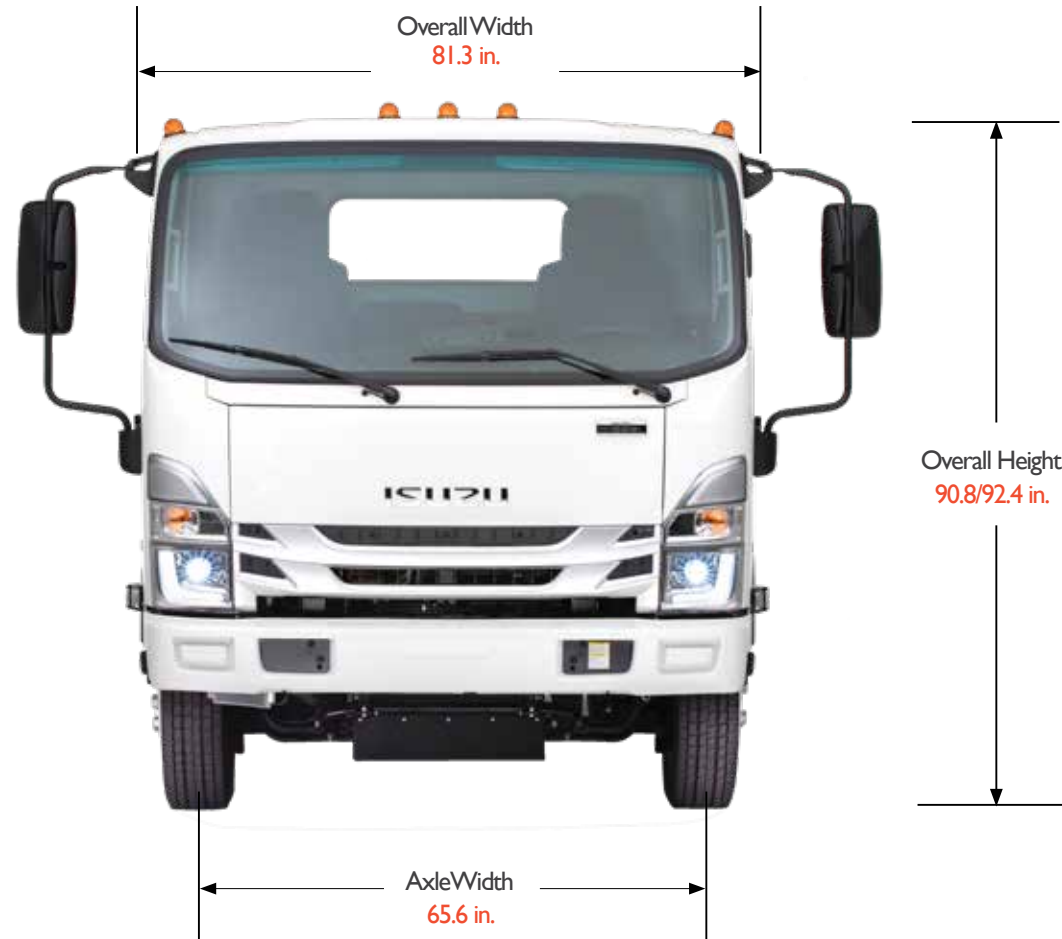


ELECTRONIC STABILITY CONTROL (ESC) WITH ANTI-SLIP REGULATION (ASR)

When the ESC system senses that the driver is at risk of losing control of the vehicle, it alerts the driver with an on-dash warning light, reduces engine output, and applies braking pressure as needed. ESC works in tandem with ASR, an advanced traction-control system that provides tire grip when the truck is on loose, wet, or slippery surfaces.

DIMENSIONS & CAPACITIES

2024 ISUZU N-SERIES DIESEL



STANDARD CAB

Wheelbase (in.)	NPR-HD		NPR-XD		NQR		NRR	
	Curb Weight (lbs.)	Body Payload (lbs.)	Curb Weight (lbs.)	Body Payload (lbs.)	Curb Weight (lbs.)	Body Payload (lbs.)	Curb Weight (lbs.)	Body Payload (lbs.)
109.0	5,989	8,511	6,395	9,605	6,487	11,463	6,503	12,997
132.5	6,069	8,431	6,474	9,526	6,573	11,377	6,588	12,912
150.0	6,103	8,397	6,508	9,492	6,610	11,340	6,625	12,875
176.0	6,150	8,350	6,555	9,445	6,660	11,290	6,676	12,824
200.0	N/A	N/A	N/A	N/A	6,962	10,988	6,978	12,522
212.0	N/A	N/A	N/A	N/A	N/A	N/A	7,024	12,476

CREW CAB

150.0	6,692	7,808	7,099	8,901	7,200	10,750	7,216	12,284
176.0	6,752	7,748	7,158	8,842	7,262	10,688	7,279	12,221

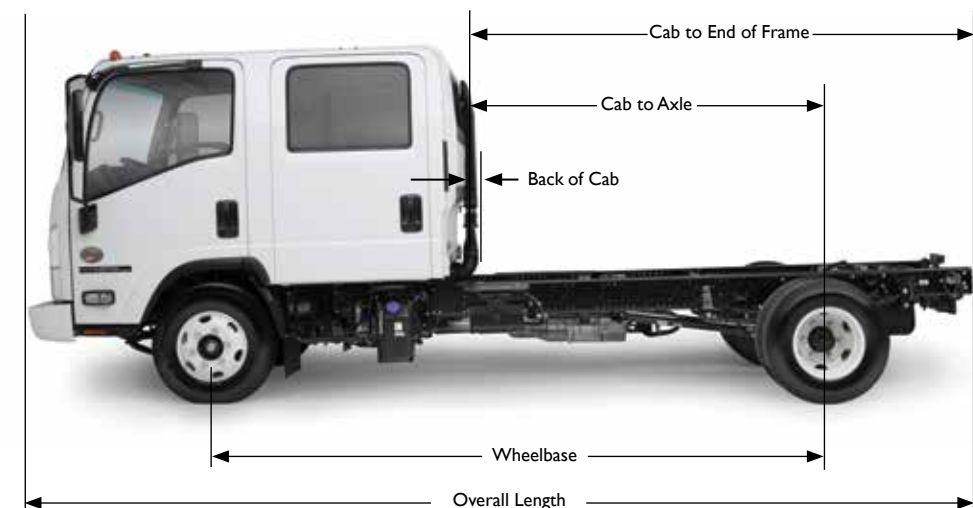
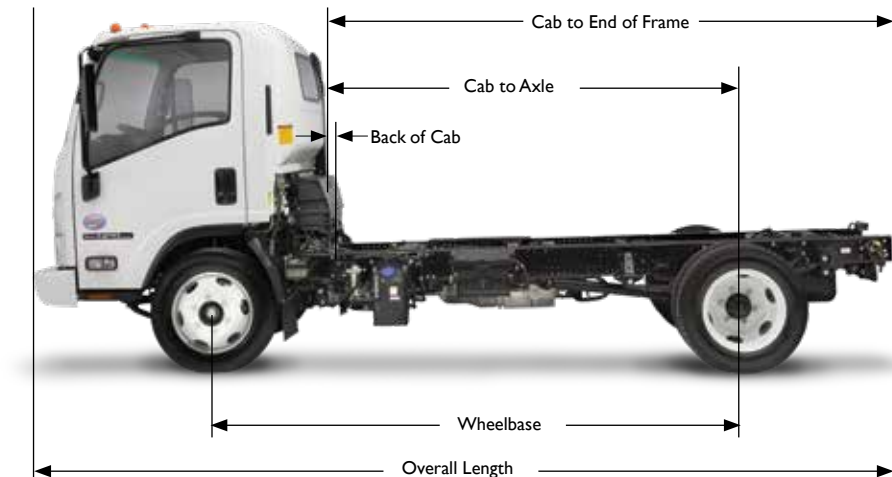
STANDARD CAB

Wheelbase (in.)	Cab to Axle (in.)	Cab to End of Frame (in.)	Back of Cab (in.)	Overall Length (in.)	Body Length (ft.)
109.0	86.5	129.6	7.7	200.5	10-12
132.5	110.0	153.1	7.7	224.0	12-14
150.0	127.5	170.6	7.7	241.5	16-18
176.0	153.5	196.6	7.7	267.5	18-20
200.0†	177.5	220.6	7.7	291.5	22
212.0††	189.5	232.6	7.7	303.5	24

CREW CAB

150.0	88.5	131.6	5.3	241.5	12
176.0	114.5	157.6	5.3	267.5	16

† NQR, NRR only †† NRR only



NPR-HD


14,500 LBS. GVWR
CLASS 4



20,500 lbs. GCWR
TRUCK WEIGHT & TRAILER WEIGHT

7,748
to
8,511
LBS.

BODY PAYLOAD



6-SPEED AUTOMATIC
TRANSMISSION





215/85R16E (10-pr)
TIRES



30-GAL. IN-FRAME FUEL TANK

BRAKES
VACUUM/HYDRAULIC
WITH 4-CHANNEL ABS

Front Disc 11.5 in.	Rear Disc 11.5 in.
------------------------	-----------------------



5.2L I4 TURBOCHARGED
215 HP @ 2,500 RPM
452 LB-FT @ 1,850 RPM

STANDARD CAB

SEATING FOR UP TO 3

CREW CAB

SEATING FOR UP TO 7

NPR-XD


16,000 LBS. GVWR
CLASS 4



22,000 lbs. GCWR
TRUCK WEIGHT & TRAILER WEIGHT

8,842
to
9,605
LBS.

BODY PAYLOAD



6-SPEED AUTOMATIC
TRANSMISSION





225/70R19.5F (12-pr)
TIRES



30-GAL. IN-FRAME FUEL TANK

BRAKES
VACUUM/HYDRAULIC
WITH 4-CHANNEL ABS

Front Disc	Rear Disc
14.3 in.	13.7 in.



5.2L I4 TURBOCHARGED
215 HP @ 2,500 RPM
452 LB-FT @ 1,850 RPM

STANDARD CAB

SEATING FOR UP TO 3

CREW CAB

SEATING FOR UP TO 7

NQR

17,950 LBS. GVWR
CLASS 5




23,950 lbs. GCWR
TRUCK WEIGHT & TRAILER WEIGHT



10,688
to
11,463
LBS.

BODY PAYLOAD



6-SPEED AUTOMATIC
TRANSMISSION





225/70R19.5F (12-pr)
TIRES



30-GAL. IN-FRAME FUEL TANK

BRAKES
VACUUM/HYDRAULIC
WITH 4-CHANNEL ABS

Front Disc 14.3 in.	Rear Disc 13.7 in.
------------------------	-----------------------



5.2L I4 TURBOCHARGED
215 HP @ 2,500 RPM
452 LB-FT @ 1,850 RPM

STANDARD CAB

SEATING FOR UP TO 3

CREW CAB

SEATING FOR UP TO 7

NRR

19,500 LBS. GVWR
CLASS 5




25,500 lbs. GCWR
TRUCK WEIGHT & TRAILER WEIGHT



12,221
to
12,997
LBS.

BODY PAYLOAD



6-SPEED AUTOMATIC
TRANSMISSION





225/70R19.5F (12-pr)
TIRES



30-GAL. IN-FRAME FUEL TANK

BRAKES
VACUUM/HYDRAULIC
WITH 4-CHANNEL ABS

Front Disc	Rear Disc
14.3 in.	13.7 in.



5.2L I4 TURBOCHARGED
215 HP @ 2,500 RPM
452 LB-FT @ 1,850 RPM

STANDARD CAB

SEATING FOR UP TO 3

CREW CAB

SEATING FOR UP TO 7



STANDARD WARRANTY

NEW VEHICLE LIMITED WARRANTY

Warranty Limitations: Time or Mileage, Whichever Comes First

New Truck Warranty	Time in Years	Vehicle Miles
Basic	3	Unlimited
Engine	3	Unlimited
Transmission Drive Axle Driveshaft Front Axle I Beam Crossmembers Flywheel Housing	3	Unlimited
Frame Rails	3 5*	Unlimited Unlimited*
Corrosion (Rust Through)	4	Unlimited
Roadside Assistance	3 5†	Unlimited 100,000†
Emission Defect	Time in Years	Vehicle Miles
Emission Control System	5	110,000
Emission Performance	5	50,000
GHG Emission	5	50,000
Tires	2	24,000

*After 3 years or 36,000 miles (whichever comes first), labor and parts coverage is 50% for up to 5 years.

†Tows related to powertrain issues may be covered for up to 5 years or 75,000 miles (whichever comes first).

**Please see warranty booklet for coverage details.

The warranty coverages are determined by the mileage of the vehicle and the number of years from the delivery date. The warranty coverages are limited by whichever occurs first. Please see your authorized Isuzu dealer for warranty details.

EXTENDED WARRANTY

60 MONTHS/200,000 MILES

(See Your Authorized Isuzu Dealer for Additional Extended Warranty Coverages)

ENGINE

- All internally lubricated parts including, but not limited to, cylinder block, cylinder head, oil pan, oil cooler, thermostat housing, flywheel, intake manifolds
- Oil pump, pistons with rings, liners, crankshaft and bearings, connecting rods and bearings, head bolts, cylinder head gasket, intake and exhaust valves, rocker arm assembly, camshaft and bearings.

DRIVE AXLE

Differential, axle shafts, all seals and bearings

TRANSMISSION

Transmission case and all internal parts

ROADSIDE ASSISTANCE

Roadside assistance and towing to the nearest dealer for covered repairs on the vehicle at no additional charge

The warranty coverages are determined by the mileage of the vehicle and the number of years from the delivery date. The warranty coverages are limited by whichever occurs first. Please see your authorized Isuzu dealer for warranty details.



ACCESSORIES



KEYLESS ENTRY

Conveniently locks and unlocks all cab doors at the push of a button. Two transmitters included.



TOUCHSCREEN AUDIO SYSTEM

The Alpine iLX-407 is equipped with a convenient touchscreen display and provides 200 watts of sound. This versatile system works with Apple CarPlay® and Android Auto™ which give you access to a number of smartphone apps including navigation. It is also equipped with built-in Bluetooth®, SiriusXM connectivity (antennae and subscription required), an HDMI input, an HD Radio™ tuner, and more. A USB port and AUX input are also included.

A backup camera is also available with the system. When ordering the audio system, select this upgrade to enhance your driving experience and safety.



HIGH-VISIBILITY SEATBELTS

High-visibility orange seatbelts provide quick visual verification that seat belts are being worn to conform with safety regulations. (Driver and front right passenger seats only.)



FIRE EXTINGUISHER & REFLECTOR KIT

Meets DOT specifications for Regulation 393.5. Provides additional driver safety. Rear cargo organizer was designed specifically to accommodate the custom engineered box.



BACK-UP ALARM

Alarm sounds when the vehicle is placed in reverse. Audible warning alerts any nearby people that the vehicle is backing up.



POWER / HEATED MIRRORS

Heated flat and convex mirrors with or without dual remote controls. Heated mirrors prevent fogging and ice collection with a quick push of a cab switch. For added convenience, available remote controls allow the driver to quickly adjust the angle of the mirrors.



AIR DEFLECTOR

To help maximize fuel efficiency, the custom-designed Isuzu air deflector directs air over the top and around the sides of the truck body to reduce drag.




VERTICAL EXHAUST

For custom body mounting and special equipment, exhaust is relocated from the frame rail to directly behind the cab. Available on N-Series Diesel Standard Cab only.



BLOCK HEATER & RECEPTACLE

Warms engine coolant for more efficient cold engine start up. Reduces the need for prolonged engine warm-up.



DUAL FUEL TANK

More than doubles the fuel capacity to reduce multiple fuel stops. Works in conjunction with standard 30-gallon in-rail tank. Available on all N-Series diesel trucks with 150- and 176-in. wheelbases.



LOCKABLE DEF CAP

Helps prevent DEF theft and prevent contamination from filling the tank with other liquids that can cause powertrain damage. Owners of multiple trucks can have them single keyed. Includes two keys.



MOBILEYE®

This passive driver-assistance system provides alerts and warnings for enhanced safety. The system incorporates Forward Collision Warning, Pedestrian Collision Warning, Lane Departure Warning, and Headway Monitoring and Warning.



SEAT COVERS

Designed and tailored for a custom fit, these seat covers help reduce seat wear and tear to protect your investment while enhancing the look and feel of the cabin.



SUSPENSION SEAT

The adjustable suspension seat is designed to increase driver comfort and help reduce fatigue by dampening the impact of rough road surfaces. Not available on Crew Cab. (High-visibility seat belt sold separately.)



CHROME GRILLE

Chrome-accented grille enhances styling.



PTO SWITCH

Switch allows the vehicle to be used for special Power Take-Off applications (dump truck, garbage truck, towing, etc.). Driver can easily switch from driving mode to PTO mode.

Other Optional Equipment:

- Spare Keys (2 additional keys)
- 102-in. Side Mirror Bracket
- Engine Oil Pan Heater
- Front Fascia Protector
- Emergency Engine Shutdown System
- Engine Idle Shutdown (3 or 5 minutes)
- Speed Limiting to 58, 65, 68 or 70 mph
- CAN Interface Converter (SAE J1939) provides read-only CAN data for compatible telematics systems
- AGM Batteries (825 CCA x 2)

RELIABLE. PREDICTABLE. TRUSTWORTHY.

QUALITY PROGRAMS



Call (866) 441-9659 – 24/7/365 – It is as simple as that when you're in need. Roadside Assistance is standard on all new Isuzu trucks. It covers tows, jump starts, lock outs, and fueling (owner is responsible for cost of fuel). Please see your authorized Isuzu dealer for details.



Specifically designed replacement parts developed for Isuzu trucks are approved for all warranty repairs and carry a one-year/unlimited-mile warranty. See your Isuzu dealer for warranty details.



Preventive maintenance increases your operating efficiency and maximizes your fuel economy. This comprehensive program protects you against increasing labor and parts costs for up to five years. PSMP also guarantees you "Priority" treatment during your service visits and when roadside assistance is needed. And, any unused portion of your PSMP can be rolled into your next purchase, transferred to the truck's next owner, or refunded to you.



Isuzu FleetValue Parts are priced to compete with aftermarket parts—but have been engineered to meet Isuzu's stringent specifications and exacting standards for quality, performance, safety, and reliability. And they carry a one-year, unlimited-mile warranty.



Isuzu Finance of America offers exclusive programs, like the Isuzu iLease, through authorized Isuzu dealers nationwide. The iLease is by far the most cost-effective option for qualifying customers, allowing them to take advantage of low monthly payments. Ask your Isuzu dealer for more information on Isuzu Finance offerings that will best fit your business needs!

